



# TIAA-CREF Global Agriculture II LLC

Farmland Holdings Report

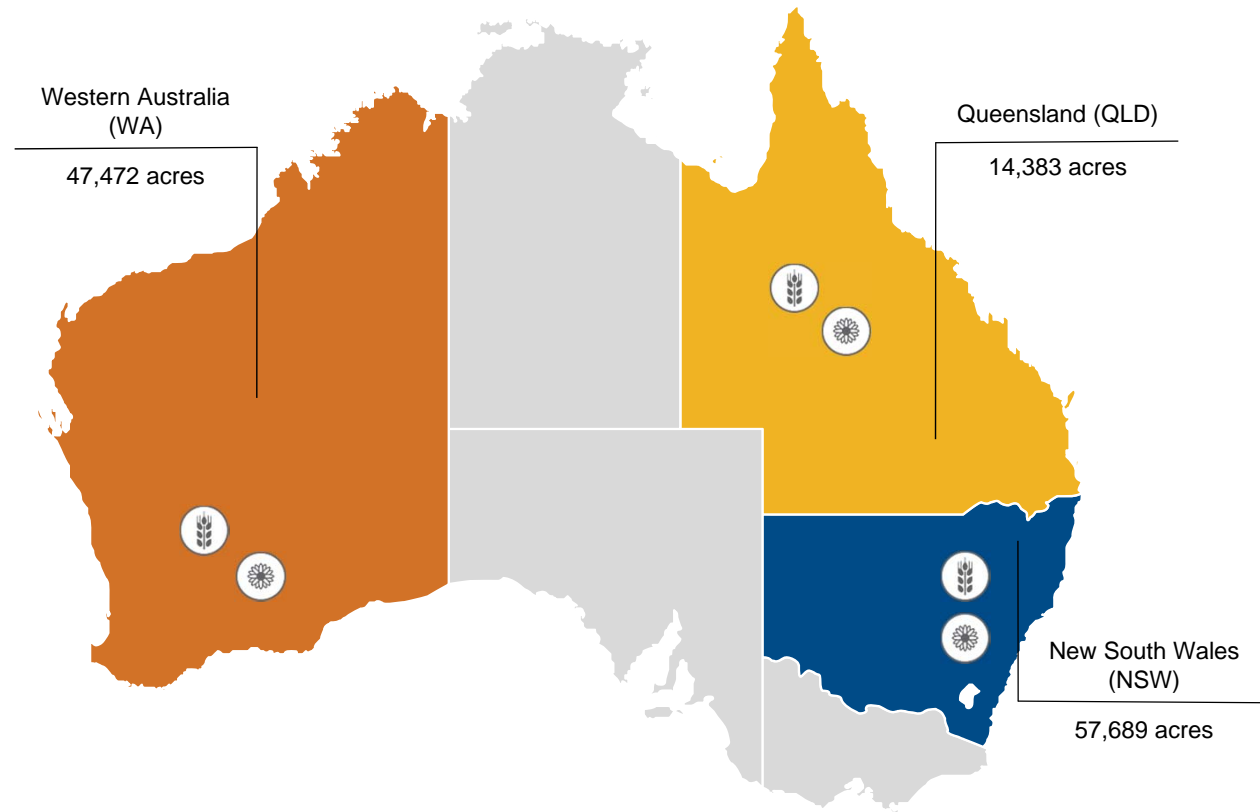
October 31, 2016

BUILT TO PERFORM.

CREATED TO SERVE.

## TCGA II Farmland Holdings

- Total Tillable Acres – 100,409
- Total Gross Acres – 119,544



### Map legend



Grains



Oilseeds

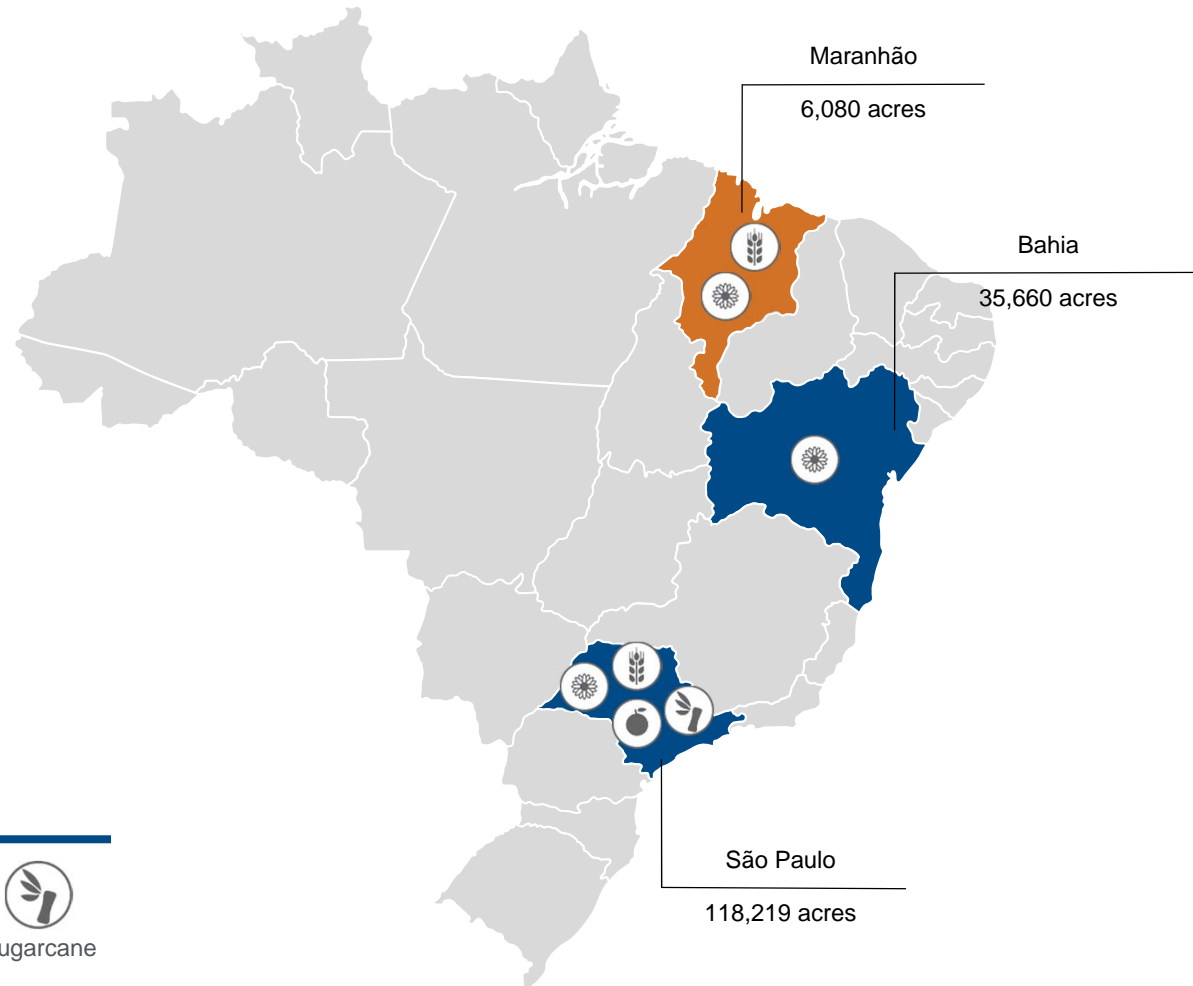
Total acreage as of 10/31/16: 119,544

## TCGA II Farmland Holdings

Property Name	Management Type	Region	State	County	Crop Category	Tillable Acres	Gross Acres	Irrigation	Rainfall (inches)
Gorian	Lease	Eastern	NSW	Burren Junction	Row	10,662	12,638	Dryland	20
Toucan	Lease	Western	WA	West Coorow	Row	6,951	9,248	Dryland	17
Mumby	Lease	Western	WA	Northampton	Row	10,586	13,754	Dryland	17
Brookstead	Lease	Northern	QLD	Darling Downs	Row	1,732	2,014	Both	26
Yattlewondi	Lease	Eastern	QLD	Mungindi	Row	7,579	12,369	Both	20
Erlside	Lease	Southern	NSW	Warren	Row	9,030	10,628	Dryland	20
Dunolly	Lease	Western	WA	Wongan Hills	Row	6,791	7,828	Dryland	14
Hoopers	Lease	Western	WA	Ongerup	Row	13,595	16,642	Dryland	15
Mascott	Lease	Eastern	NSW	Bellata	Row	33,482	34,423	Dryland	24

## TCGA II Farmland Holdings

- Total Tillable Acres – 119,487
- Total Gross Acres – 159,959



### Map legend



Citrus



Grains



Oilseeds



Sugarcane

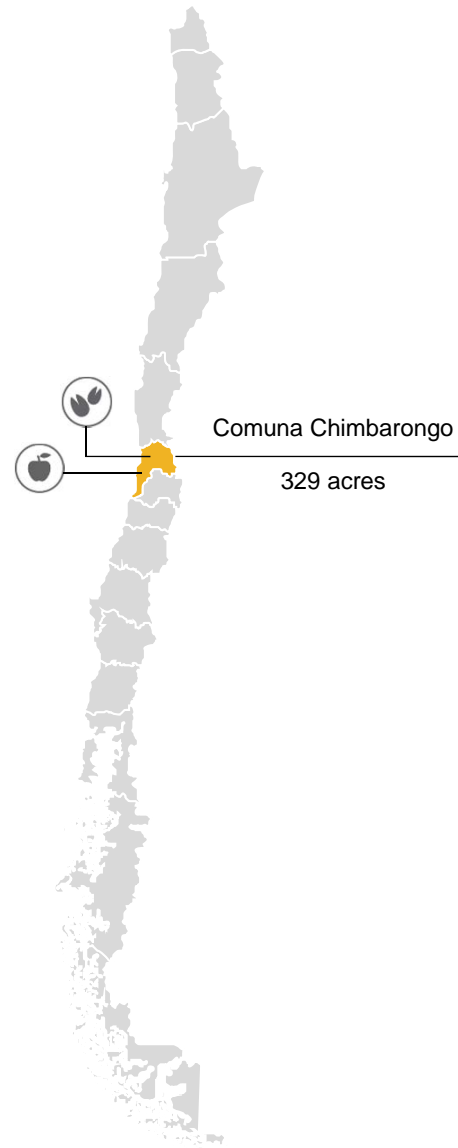
Total acreage as of 10/31/16: 159,959

## TCGA II Farmland Holdings

Property Name	Management Type	Region	State	County	Crop Category	Tillable Acres	Gross Acres	Irrigation	Rainfall (inches)
Nova California	Lease	Southeast	São Paulo	Martinópolis	Row	7,778	10,877	Dryland	51
Aguassanta	Lease	Southeast	São Paulo	Piracicaba	Row	1,869	2,446	Dryland	45
Morrinhos	Lease	Southeast	São Paulo	Botucatu	Permanent	14,227	20,471	Dryland	56
Santo Antonio	Lease	Southeast	São Paulo	Martinópolis	Row	5,580	8,400	Dryland	51
Aguassanta Phase II	Lease	Southeast	São Paulo	Piracicaba	Row	11,671	15,824	Dryland	58
Tres Irmaos	Lease	Southeast	São Paulo	Guararapes	Row	4,419	5,736	Dryland	48
Bananal	Lease	Northeast	Bahia	Luis Luís Eduardo Magalhães	Row	28,501	35,660	Dryland	48
Santa Maria da Figueira	Lease	Southeast	São Paulo	Rincão	Row	2,422	3,062	Dryland	56
Flórida	Lease	Northeast	Maranhão	Balsas	Row	4,368	6,080	Dryland	56
Sao Manoel	Lease	Southeast	São Paulo	Valparaíso	Row	1,789	2,155	Dryland	51
Ivo Morganti	Lease	Southeast	São Paulo	São Carlos	Row	11,258	14,493	Dryland	45
Damha	Lease	Southeast	São Paulo	Mirandópolis	Row	13,188	17,933	Dryland	45
Monte Etna	Lease	Southeast	São Paulo	Piracicaba	Row	12,415	16,822	Dryland	46

## TCGA II Farmland Holdings

- Total Tillable Acres – 294
- Total Gross Acres – 329



### Map legend



Apple



Tree Nuts

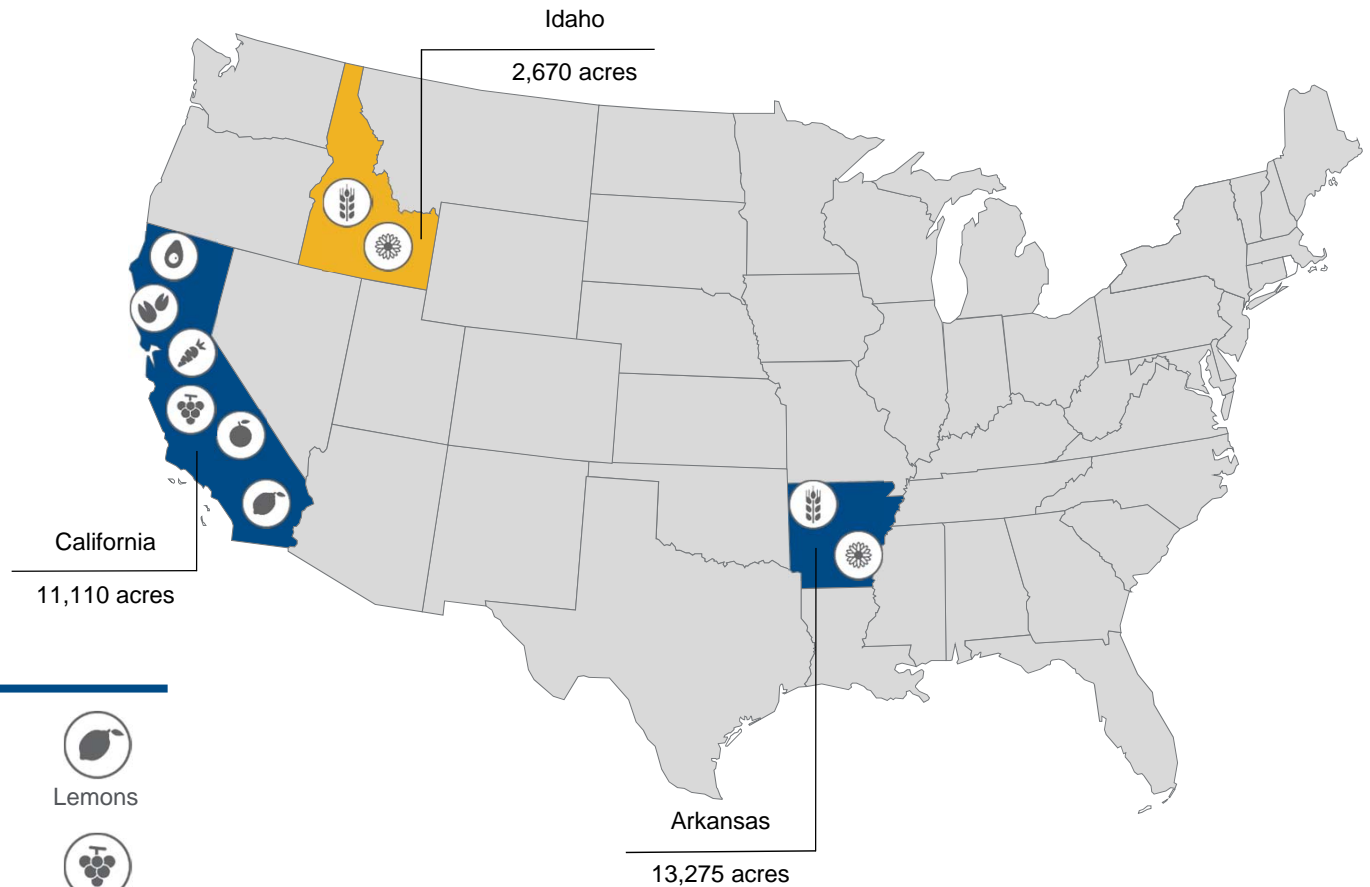
Total acreage as of 10/31/16: 329

## TCGA II Farmland Holdings


Property Name	Management Type	Region	State	County	Crop Category	Tillable Acres	Gross Acres	Irrigation	Rainfall (inches)
Rancho El Paraiso	Custom	Region VI (CL)	Region VI (CL)	Comuna Chimbarongo	Permanent	294	329	Irrigated	28

## TCGA II Farmland Holdings

- Total Tillable Acres – 24,745
- Total Gross Acres – 27,055



### Map legend



Total acreage as of 10/31/16: 27,055



## TCGA II Farmland Holdings

Property Name	Management Type	Region	State	County	Crop Category	Tillable Acres	Gross Acres	Irrigation	Rainfall (inches)
Pinheiro Tulare	Lease	California	California	Tulare	Permanent	549	573	Irrigated	8
Fabbri 601	Custom	California	California	Kern	Permanent	611	631	Irrigated	7
Fabbri 602	Custom	California	California	Kern	Permanent	269	272	Irrigated	7
Fabbri 603	Custom	California	California	Tulare	Permanent	630	675	Irrigated	9
Fabbri 604A	Custom	California	California	Kern	Permanent	316	322	Irrigated	7
Fabbri 604B	Custom	California	California	Kern	Permanent	274	282	Irrigated	7
Fabbri 605	Custom	California	California	Kern	Permanent	207	201	Irrigated	7
Swall	Custom	California	California	Tulare	Permanent	143	149	Irrigated	8
Singh	Lease	California	California	San Diego	Row	380	461	Irrigated	10
Hunter	Custom	California	California	Napa	Permanent	69	87	Irrigated	27
River's Edge	Custom	California	California	Sonoma	Permanent	214	235	Irrigated	42
Casa Grande	Custom	California	California	Monterey	Permanent	454	501	Irrigated	11
Carmel	Custom	California	California	Monterey	Permanent	578	661	Irrigated	11
Laconia	Lease	Delta	Arkansas	Phillips, Desha	Row	12,830	13,275	Irrigated	50
Portwood	Custom	California	California	Kern	Permanent	1,181	1,234	Irrigated	7
Oasis	Custom	California	California	Monterey	Permanent	1,864	2,219	Irrigated	11

## TCGA II Farmland Holdings *(continued)*

Property Name	Management Type	Region	State	County	Crop Category	Tillable Acres	Gross Acres	Irrigation	Rainfall (inches)
Sundial Merced 1	Custom	California	California	Merced	Permanent	89	103	Irrigated	11
Sundial Merced 2	Custom	California	California	Merced	Permanent	257	266	Irrigated	13
Sundial Kings 1	Custom	California	California	Fresno	Permanent	218	235	Irrigated	13
Sundial Kings 2	Custom	California	California	Fresno	Permanent	203	224	Irrigated	12
Sundial Kings 3	Custom	California	California	Fresno	Permanent	75	87	Irrigated	12
Sundial Kings Lease	Custom	California	California	Fresno	Permanent	14	15	Irrigated	12
Sundial Kaweah	Custom	California	California	Tulare	Permanent	293	325	Irrigated	10
Sundial Tule	Custom	California	California	Tulare	Permanent	273	333	Irrigated	10
Pratt-Bingham	Lease	Pacific NW	Idaho	Bingham	Row	2,226	2,670	Irrigated	9
Suscol Mountain	Custom	California	California	Napa	Permanent	142	527	Irrigated	9
Oakview	Custom	California	California	Napa	Permanent	38	41	Irrigated	26
Oakville 38	Custom	California	California	Napa	Permanent	35	39	Irrigated	26
Sugarloaf East	Custom	California	California	Napa	Permanent	86	160	Irrigated	26
True Oak Napa Vineyard	Custom	California	California	Napa	Permanent	79	90	Irrigated	27



If you would like additional information regarding TIAA's Global Farmland portfolio and our responsible investment approach to the asset class please email **Sanaz Raczynski at [Sanaz.Raczynski@tiaa.org](mailto:Sanaz.Raczynski@tiaa.org)**.

The material is for informational purposes only and should not be regarded as a recommendation or an offer to buy or sell any product or service to which this information may relate. Certain products and services may not be available to all entities or persons.

This material is intended exclusively for investors who are “qualified purchasers” as defined in the Investment Company Act of 1940. Only such qualified purchasers may invest in any product or service.

Securities distributed by Teachers Personal Investor Services, Inc.

Please consult the Limited Partnership Agreement, Subscription Agreement, Private Placement Memorandum and other related documentation for a complete set of terms and other information regarding the Company. Investors should carefully review these documents prior to investing.

[TGAM.com](http://TGAM.com)

© 2016 Teachers Insurance and Annuity Association-College Retirement Equities Fund (TIAA-CREF), 730 Third Avenue, New York, NY 10017

C37021

CREATED TO SERVE.

BUILT TO PERFORM.



CREATED TO SERVE.

BUILT TO PERFORM.