

QUARTERLY STATEMENT

OF THE

TIAA-CREF LIFE INSURANCE COMPANY

TO THE

Insurance Department

OF THE

STATE OF

**FOR THE QUARTER ENDED
SEPTEMBER 30, 2021**

☐ **LIFE, ACCIDENT AND HEALTH**

☐ **FRATERNAL BENEFIT SOCIETIES**

2021



LIFE, ACCIDENT AND HEALTH COMPANIES/FRATERNAL BENEFIT SOCIETIES - ASSOCIATION EDITION

QUARTERLY STATEMENT

AS OF SEPTEMBER 30, 2021

OF THE CONDITION AND AFFAIRS OF THE

TIAA-CREF Life Insurance Company

NAIC Group Code 1216 1216 NAIC Company Code 60142 Employer's ID Number 13-3917848
(Current) (Prior)

Organized under the Laws of New York, State of Domicile or Port of Entry NY

Country of Domicile United States of America

Licensed as business type: Life, Accident and Health [X] Fraternal Benefit Societies []

Incorporated/Organized 11/20/1996 Commenced Business 12/18/1996

Statutory Home Office 730 Third Avenue New York, NY, US 10017
(Street and Number) (City or Town, State, Country and Zip Code)

Main Administrative Office 730 Third Avenue
(Street and Number)
New York, NY, US 10017 212-490-9000
(City or Town, State, Country and Zip Code) (Area Code) (Telephone Number)

Mail Address 730 Third Avenue New York, NY, US 10017
(Street and Number or P.O. Box) (City or Town, State, Country and Zip Code)

Primary Location of Books and Records 730 Third Avenue
(Street and Number)
New York, NY, US 10017 212-490-9000
(City or Town, State, Country and Zip Code) (Area Code) (Telephone Number)

Internet Website Address tiaa.org

Statutory Statement Contact Stacy Eisenhauer 704-988-4560
(Name) (Area Code) (Telephone Number)
StatutoryReporting@tiaa.org
(E-mail Address) (FAX Number)

OFFICERS

President & Chief Executive Officer	<u>William Gunnar Griesser</u>	Vice President & Chief Financial Officer	<u>Stacy Koon Eisenhauer</u>
Secretary	<u>Mary Catherine Benedetto</u>	Senior Vice President & Chief Actuary	<u>Christine Ellen Dugan</u>

OTHER

<u>Todd Richard Sagmoe, Vice President, Head of Insurance, Illustration Actuary</u>	<u>Jennifer Christine Sisom, Treasurer</u>
---	--

DIRECTORS OR TRUSTEES

<u>Rashmi Dilip Badwe</u>	<u>Anne (NMN) Dobkowski</u>	<u>Christine Ellen Dugan</u>
<u>Bradley (NMN) Finkle</u>	<u>William Gunnar Griesser</u>	<u>Eric Thomas Jones</u>
<u>Timothy Wayne Penrose #</u>		

State of New York SS:
County of New York


The officers of this reporting entity being duly sworn, each depose and say that they are the described officers of said reporting entity, and that on the reporting period stated above, all of the herein described assets were the absolute property of the said reporting entity, free and clear from any liens or claims thereon, except as herein stated, and that this statement, together with related exhibits, schedules and explanations therein contained, annexed or referred to, is a full and true statement of all the assets and liabilities and of the condition and affairs of the said reporting entity as of the reporting period stated above, and of its income and deductions therefrom for the period ended, and have been completed in accordance with the NAIC Annual Statement Instructions and Accounting Practices and Procedures manual except to the extent that: (1) state law may differ; or, (2) that state rules or regulations require differences in reporting not related to accounting practices and procedures, according to the best of their information, knowledge and belief, respectively. Furthermore, the scope of this attestation by the described officers also includes the related corresponding electronic filing with the NAIC, when required, that is an exact copy (except for formatting differences due to electronic filing) of the enclosed statement. The electronic filing may be requested by various regulators in lieu of or in addition to the enclosed statement.

<u>William Gunnar Griesser</u> President & Chief Executive Officer	<u>Mary Catherine Benedetto</u> Secretary	<u>Stacy Koon Eisenhauer</u> Vice President & Chief Financial Officer
---	--	--

Subscribed and sworn to before me this 1st day of November, 2021
Vincenza Ieni

- a. Is this an original filing? Yes [X] No []
b. If no,
1. State the amendment number.....
2. Date filed.....
3. Number of pages attached.....

VINCENZA IENI
NOTARY PUBLIC-STATE OF NEW YORK
No. 011E6211858
Qualified in Westchester County
My Commission Expires 09-21-2025



STATEMENT AS OF SEPTEMBER 30, 2021 OF THE TIAA-CREF LIFE INSURANCE COMPANY

ASSETS

	Current Statement Date			4 December 31 Prior Year Net Admitted Assets
	1 Assets	2 Nonadmitted Assets	3 Net Admitted Assets (Cols. 1 - 2)	
1. Bonds	12,434,375,849		12,434,375,849	11,168,305,205
2. Stocks:				
2.1 Preferred stocks	9,657,495		9,657,495	182,882
2.2 Common stocks				
3. Mortgage loans on real estate:				
3.1 First liens				
3.2 Other than first liens				
4. Real estate:				
4.1 Properties occupied by the company (less \$ encumbrances)				
4.2 Properties held for the production of income (less \$ encumbrances)				
4.3 Properties held for sale (less \$ encumbrances)				
5. Cash (\$7,659,865), cash equivalents (\$31,499,982) and short-term investments (\$3,443,488)	42,603,335		42,603,335	282,344,073
6. Contract loans (including \$ premium notes)	45,190,088		45,190,088	43,088,814
7. Derivatives				
8. Other invested assets	4,650,506		4,650,506	4,666,857
9. Receivables for securities	320,232		320,232	142,812
10. Securities lending reinvested collateral assets				
11. Aggregate write-ins for invested assets				
12. Subtotals, cash and invested assets (Lines 1 to 11)	12,536,797,505		12,536,797,505	11,498,730,643
13. Title plants less \$ charged off (for Title insurers only)				
14. Investment income due and accrued	93,626,434		93,626,434	90,840,832
15. Premiums and considerations:				
15.1 Uncollected premiums and agents' balances in the course of collection	1,784,043		1,784,043	2,146,077
15.2 Deferred premiums, agents' balances and installments booked but deferred and not yet due (including \$ earned but unbilled premiums)	54,751,969	34,462,056	20,289,913	20,125,589
15.3 Accrued retrospective premiums (\$) and contracts subject to redetermination (\$)				
16. Reinsurance:				
16.1 Amounts recoverable from reinsurers	1,479,375		1,479,375	1,956,512
16.2 Funds held by or deposited with reinsured companies				
16.3 Other amounts receivable under reinsurance contracts	(388,786)		(388,786)	2,574,322
17. Amounts receivable relating to uninsured plans				
18.1 Current federal and foreign income tax recoverable and interest thereon				
18.2 Net deferred tax asset	50,320,934	33,258,435	17,062,499	17,788,134
19. Guaranty funds receivable or on deposit	166,363		166,363	164,719
20. Electronic data processing equipment and software				
21. Furniture and equipment, including health care delivery assets (\$)				
22. Net adjustment in assets and liabilities due to foreign exchange rates				
23. Receivables from parent, subsidiaries and affiliates				
24. Health care (\$) and other amounts receivable				
25. Aggregate write-ins for other than invested assets	3,274,002	600	3,273,402	19,893,537
26. Total assets excluding Separate Accounts, Segregated Accounts and Protected Cell Accounts (Lines 12 to 25)	12,741,811,840	67,721,092	12,674,090,748	11,654,220,365
27. From Separate Accounts, Segregated Accounts and Protected Cell Accounts	4,552,817,410		4,552,817,410	4,106,499,075
28. Total (Lines 26 and 27)	17,294,629,250	67,721,092	17,226,908,158	15,760,719,440
DETAILS OF WRITE-INS				
1101.				
1102.				
1103.				
1198. Summary of remaining write-ins for Line 11 from overflow page				
1199. Totals (Lines 1101 through 1103 plus 1198)(Line 11 above)				
2501. Sundry receivables	3,274,002	600	3,273,402	19,893,537
2502.				
2503.				
2598. Summary of remaining write-ins for Line 25 from overflow page				
2599. Totals (Lines 2501 through 2503 plus 2598)(Line 25 above)	3,274,002	600	3,273,402	19,893,537

The failure of items to add to the totals shown throughout the statement is due to the rounding of figures to the nearest dollar.

STATEMENT AS OF SEPTEMBER 30, 2021 OF THE TIAA-CREF LIFE INSURANCE COMPANY

LIABILITIES, SURPLUS AND OTHER FUNDS

	1 Current Statement Date	2 December 31 Prior Year
1. Aggregate reserve for life contracts \$3,781,490,777 less \$ included in Line 6.3 (including \$256,908,267 Modco Reserve)	3,781,490,777	3,750,734,732
2. Aggregate reserve for accident and health contracts (including \$ Modco Reserve)		
3. Liability for deposit-type contracts (including \$ Modco Reserve)	7,915,359,247	6,961,430,611
4. Contract claims:		
4.1 Life	24,347,692	11,769,754
4.2 Accident and health		
5. Policyholders' dividends/refunds to members \$ and coupons \$ due and unpaid		
6. Provision for policyholders' dividends, refunds to members and coupons payable in following calendar year - estimated amounts:		
6.1 Policyholders' dividends and refunds to members apportioned for payment (including \$ Modco)		
6.2 Policyholders' dividends and refunds to members not yet apportioned (including \$ Modco)		
6.3 Coupons and similar benefits (including \$ Modco)		
7. Amount provisionally held for deferred dividend policies not included in Line 6		
8. Premiums and annuity considerations for life and accident and health contracts received in advance less \$ discount; including \$ accident and health premiums	125,941	115,087
9. Contract liabilities not included elsewhere:		
9.1 Surrender values on canceled contracts		
9.2 Provision for experience rating refunds, including the liability of \$ accident and health experience rating refunds of which \$ is for medical loss ratio rebate per the Public Health Service Act		
9.3 Other amounts payable on reinsurance, including \$ assumed and \$6,368,678 ceded	6,368,678	9,225,696
9.4 Interest Maintenance Reserve	38,117,654	32,340,802
10. Commissions to agents due or accrued-life and annuity contracts \$458,221 , accident and health \$ and deposit-type contract funds \$	458,221	638,187
11. Commissions and expense allowances payable on reinsurance assumed		
12. General expenses due or accrued		
13. Transfers to Separate Accounts due or accrued (net) (including \$(4,418,491) accrued for expense allowances recognized in reserves, net of reinsured allowances)	(6,662,014)	(8,854,368)
14. Taxes, licenses and fees due or accrued, excluding federal income taxes		
15.1 Current federal and foreign income taxes, including \$ on realized capital gains (losses)	213,347	6,702,644
15.2 Net deferred tax liability		
16. Unearned investment income		
17. Amounts withheld or retained by reporting entity as agent or trustee	1,135,140	544,530
18. Amounts held for agents' account, including \$ agents' credit balances		
19. Remittances and items not allocated	20,465,085	17,061,398
20. Net adjustment in assets and liabilities due to foreign exchange rates		
21. Liability for benefits for employees and agents if not included above		
22. Borrowed money \$ and interest thereon \$		
23. Dividends to stockholders declared and unpaid		
24. Miscellaneous liabilities:		
24.01 Asset valuation reserve	63,525,258	56,001,515
24.02 Reinsurance in unauthorized and certified (\$) companies	7,125,815	650,619
24.03 Funds held under reinsurance treaties with unauthorized and certified (\$) reinsurers		
24.04 Payable to parent, subsidiaries and affiliates	6,373,263	8,421,917
24.05 Drafts outstanding		
24.06 Liability for amounts held under uninsured plans		
24.07 Funds held under coinsurance		
24.08 Derivatives		
24.09 Payable for securities	13,697,433	
24.10 Payable for securities lending		
24.11 Capital notes \$ and interest thereon \$		
25. Aggregate write-ins for liabilities	858,751	110,375
26. Total liabilities excluding Separate Accounts business (Lines 1 to 25)	11,873,000,288	10,846,893,499
27. From Separate Accounts Statement	4,541,390,413	4,095,042,573
28. Total liabilities (Lines 26 and 27)	16,414,390,701	14,941,936,072
29. Common capital stock	2,500,000	2,500,000
30. Preferred capital stock		
31. Aggregate write-ins for other than special surplus funds		
32. Surplus notes		
33. Gross paid in and contributed surplus	777,500,000	777,500,000
34. Aggregate write-ins for special surplus funds		
35. Unassigned funds (surplus)	32,517,457	38,783,368
36. Less treasury stock, at cost:		
36.1 shares common (value included in Line 29 \$)		
36.2 shares preferred (value included in Line 30 \$)		
37. Surplus (Total Lines 31+32+33+34+35-36) (including \$11,426,997 in Separate Accounts Statement)	810,017,457	816,283,368
38. Totals of Lines 29, 30 and 37	812,517,457	818,783,368
39. Totals of Lines 28 and 38 (Page 2, Line 28, Col. 3)	17,226,908,158	15,760,719,440
DETAILS OF WRITE-INS		
2501. Miscellaneous liabilities	858,751	110,375
2502.		
2503.		
2598. Summary of remaining write-ins for Line 25 from overflow page		
2599. Totals (Lines 2501 through 2503 plus 2598)(Line 25 above)	858,751	110,375
3101.		
3102.		
3103.		
3198. Summary of remaining write-ins for Line 31 from overflow page		
3199. Totals (Lines 3101 through 3103 plus 3198)(Line 31 above)		
3401.		
3402.		
3403.		
3498. Summary of remaining write-ins for Line 34 from overflow page		
3499. Totals (Lines 3401 through 3403 plus 3498)(Line 34 above)		

SUMMARY OF OPERATIONS

	1	2	3
	Current Year To Date	Prior Year To Date	Prior Year Ended December 31
1. Premiums and annuity considerations for life and accident and health contracts	324,044,677	274,160,687	368,301,383
2. Considerations for supplementary contracts with life contingencies	2,647,241	983,586	1,743,154
3. Net investment income	265,006,264	257,631,286	351,245,443
4. Amortization of Interest Maintenance Reserve (IMR)	3,277,209	1,336,143	2,518,607
5. Separate Accounts net gain from operations excluding unrealized gains or losses	416,713	(112,244)	(357,077)
6. Commissions and expense allowances on reinsurance ceded	7,105,394	7,682,554	10,615,435
7. Reserve adjustments on reinsurance ceded	(7,105,051)	(7,835,957)	(8,866,705)
8. Miscellaneous Income:			
8.1 Income from fees associated with investment management, administration and contract guarantees from Separate Accounts	15,772,725	13,942,288	18,874,139
8.2 Charges and fees for deposit-type contracts			
8.3 Aggregate write-ins for miscellaneous income	156,896	165,464	173,920
9. Totals (Lines 1 to 8.3)	611,322,068	547,953,807	744,248,299
10. Death benefits	29,968,523	19,315,019	26,190,989
11. Matured endowments (excluding guaranteed annual pure endowments)			
12. Annuity benefits	76,109,591	51,524,186	69,715,196
13. Disability benefits and benefits under accident and health contracts	325,044	283,765	386,020
14. Coupons, guaranteed annual pure endowments and similar benefits			
15. Surrender benefits and withdrawals for life contracts	163,262,836	145,961,789	206,907,671
16. Group conversions			
17. Interest and adjustments on contract or deposit-type contract funds	66,706,868	81,012,173	113,162,353
18. Payments on supplementary contracts with life contingencies	569,362	413,767	561,514
19. Increase in aggregate reserves for life and accident and health contracts	32,324,280	40,189,635	(186,638,577)
20. Totals (Lines 10 to 19)	369,266,504	338,700,334	230,285,166
21. Commissions on premiums, annuity considerations, and deposit-type contract funds (direct business only)	4,054,161	5,327,629	7,531,245
22. Commissions and expense allowances on reinsurance assumed			
23. General insurance expenses and fraternal expenses	45,759,046	50,007,796	65,848,136
24. Insurance taxes, licenses and fees, excluding federal income taxes	4,764,646	5,190,860	7,451,908
25. Increase in loading on deferred and uncollected premiums	142,354	(491,835)	630,698
26. Net transfers to or (from) Separate Accounts net of reinsurance	41,767,953	34,182,407	44,786,180
27. Aggregate write-ins for deductions	37,990,843	39,865,479	52,841,778
28. Totals (Lines 20 to 27)	503,745,507	472,782,670	409,375,111
29. Net gain from operations before dividends to policyholders and federal income taxes (Line 9 minus Line 28)	107,576,561	75,171,137	334,873,188
30. Dividends to policyholders and refunds to members			
31. Net gain from operations after dividends to policyholders, refunds to members and before federal income taxes (Line 29 minus Line 30)	107,576,561	75,171,137	334,873,188
32. Federal and foreign income taxes incurred (excluding tax on capital gains)	19,486,833	12,374,734	18,633,673
33. Net gain from operations after dividends to policyholders, refunds to members and federal income taxes and before realized capital gains or (losses) (Line 31 minus Line 32)	88,089,728	62,796,403	316,239,515
34. Net realized capital gains (losses) (excluding gains (losses) transferred to the IMR) less capital gains tax of \$1,024,883 (excluding taxes of \$2,406,776 transferred to the IMR)	(1,020,022)	(2,171,189)	(4,720,931)
35. Net income (Line 33 plus Line 34)	87,069,706	60,625,214	311,518,584
CAPITAL AND SURPLUS ACCOUNT			
36. Capital and surplus, December 31, prior year	818,783,368	510,536,606	510,536,606
37. Net income (Line 35)	87,069,706	60,625,214	311,518,584
38. Change in net unrealized capital gains (losses) less capital gains tax of \$	1,074,613		
39. Change in net unrealized foreign exchange capital gain (loss)			
40. Change in net deferred income tax	1,546,437	(2,007,511)	(48,431,979)
41. Change in nonadmitted assets	(1,479,745)	2,636,812	49,926,922
42. Change in liability for reinsurance in unauthorized and certified companies	(6,475,196)	4,209,525	4,216,864
43. Change in reserve on account of change in valuation basis, (increase) or decrease	1,568,234		(4,573,851)
44. Change in asset valuation reserve	(7,523,742)	(4,883,787)	(3,320,769)
45. Change in treasury stock			
46. Surplus (contributed to) withdrawn from Separate Accounts during period			
47. Other changes in surplus in Separate Accounts Statement	(446,218)	(984,431)	(1,089,009)
48. Change in surplus notes			
49. Cumulative effect of changes in accounting principles			
50. Capital changes:			
50.1 Paid in			
50.2 Transferred from surplus (Stock Dividend)			
50.3 Transferred to surplus			
51. Surplus adjustment:			
51.1 Paid in			
51.2 Transferred to capital (Stock Dividend)			
51.3 Transferred from capital			
51.4 Change in surplus as a result of reinsurance			
52. Dividends to stockholders	(81,600,000)		
53. Aggregate write-ins for gains and losses in surplus			
54. Net change in capital and surplus for the year (Lines 37 through 53)	(6,265,911)	59,595,822	308,246,762
55. Capital and surplus, as of statement date (Lines 36 + 54)	812,517,457	570,132,428	818,783,368
DETAILS OF WRITE-INS			
08.301. Miscellaneous income	156,896	165,464	173,920
08.302.			
08.303.			
08.398. Summary of remaining write-ins for Line 8.3 from overflow page			
08.399. Totals (Lines 08.301 through 08.303 plus 08.398) (Line 8.3 above)	156,896	165,464	173,920
2701. Miscellaneous deductions	37,990,843	39,865,479	52,841,778
2702.			
2703.			
2798. Summary of remaining write-ins for Line 27 from overflow page			
2799. Totals (Lines 2701 through 2703 plus 2798)(Line 27 above)	37,990,843	39,865,479	52,841,778
5301.			
5302.			
5303.			
5398. Summary of remaining write-ins for Line 53 from overflow page			
5399. Totals (Lines 5301 through 5303 plus 5398)(Line 53 above)			

STATEMENT AS OF SEPTEMBER 30, 2021 OF THE TIAA-CREF LIFE INSURANCE COMPANY

CASH FLOW

	1 Current Year To Date	2 Prior Year To Date	3 Prior Year Ended December 31
Cash from Operations			
1. Premiums collected net of reinsurance	324,667,430	272,513,392	370,066,838
2. Net investment income	265,460,216	245,701,174	338,936,436
3. Miscellaneous income	19,967,740	24,064,811	30,940,917
4. Total (Lines 1 to 3)	610,095,386	542,279,377	739,944,191
5. Benefit and loss related payments	296,626,410	262,712,663	363,787,078
6. Net transfers to Separate Accounts, Segregated Accounts and Protected Cell Accounts	39,575,599	31,314,260	43,976,708
7. Commissions, expenses paid and aggregate write-ins for deductions	54,813,756	60,487,446	80,840,419
8. Dividends paid to policyholders			
9. Federal and foreign income taxes paid (recovered) net of \$ 3,610,041 tax on capital gains (losses)	29,407,789	16,340,135	18,764,060
10. Total (Lines 5 through 9)	420,423,554	370,854,504	507,368,265
11. Net cash from operations (Line 4 minus Line 10)	189,671,831	171,424,873	232,575,926
Cash from Investments			
12. Proceeds from investments sold, matured or repaid:			
12.1 Bonds	919,180,205	758,884,760	1,131,646,067
12.2 Stocks			
12.3 Mortgage loans			
12.4 Real estate			
12.5 Other invested assets			
12.6 Net gains or (losses) on cash, cash equivalents and short-term investments	3,855	11,426	12,266
12.7 Miscellaneous proceeds	13,697,433	289,947,588	1,805,457
12.8 Total investment proceeds (Lines 12.1 to 12.7)	932,881,493	1,048,843,774	1,133,463,790
13. Cost of investments acquired (long-term only):			
13.1 Bonds	1,393,188,568	3,222,918,506	3,619,358,788
13.2 Stocks	8,400,000		
13.3 Mortgage loans			
13.4 Real estate			
13.5 Other invested assets			
13.6 Miscellaneous applications	1,831,032	168,274	15,339,667
13.7 Total investments acquired (Lines 13.1 to 13.6)	1,403,419,600	3,223,086,780	3,634,698,455
14. Net increase (or decrease) in contract loans and premium notes	2,101,274	2,979,670	3,262,251
15. Net cash from investments (Line 12.8 minus Line 13.7 and Line 14)	(472,639,381)	(2,177,222,676)	(2,504,496,916)
Cash from Financing and Miscellaneous Sources			
16. Cash provided (applied):			
16.1 Surplus notes, capital notes			
16.2 Capital and paid in surplus, less treasury stock			
16.3 Borrowed funds			
16.4 Net deposits on deposit-type contracts and other insurance liabilities	104,581,957	2,089,729,709	2,307,362,446
16.5 Dividends to stockholders	81,600,000		
16.6 Other cash provided (applied)	20,244,854	(21,284,935)	(32,476,146)
17. Net cash from financing and miscellaneous sources (Line 16.1 through Line 16.4 minus Line 16.5 plus Line 16.6)	43,226,811	2,068,444,774	2,274,886,300
RECONCILIATION OF CASH, CASH EQUIVALENTS AND SHORT-TERM INVESTMENTS			
18. Net change in cash, cash equivalents and short-term investments (Line 11, plus Lines 15 and 17) ..	(239,740,739)	62,646,971	2,965,310
19. Cash, cash equivalents and short-term investments:			
19.1 Beginning of year	282,344,073	279,378,763	279,378,763
19.2 End of period (Line 18 plus Line 19.1)	42,603,335	342,025,735	282,344,073

Note: Supplemental disclosures of cash flow information for non-cash transactions:

20.0001. Exchange/restructure/transfer of bond investments	30,154,602	167,936,217	213,446,281
20.0002. Capitalized interest	2,003,316	2,148,078	2,876,981
20.0003. Interest credited on deposit type contracts	66,271,961	80,719,644	112,220,476
20.0004. Deposits of bond investments on deposit-type contracts	783,823,641		

EXHIBIT 1

DIRECT PREMIUMS AND DEPOSIT-TYPE CONTRACTS			
	1 Current Year To Date	2 Prior Year To Date	3 Prior Year Ended December 31
1. Industrial life			
2. Ordinary life insurance	145,215,232	156,547,258	211,986,655
3. Ordinary individual annuities	205,596,638	145,200,459	193,027,282
4. Credit life (group and individual)			
5. Group life insurance	33,612,975	33,549,675	48,757,191
6. Group annuities			
7. A & H - group			
8. A & H - credit (group and individual)			
9. A & H - other	5,024,526	5,207,050	6,974,320
10. Aggregate of all other lines of business			
11. Subtotal (Lines 1 through 10)	389,449,371	340,504,442	460,745,448
12. Fraternal (Fraternal Benefit Societies Only)			
13. Subtotal (Lines 11 through 12)	389,449,371	340,504,442	460,745,448
14. Deposit-type contracts	1,714,520,602	3,763,217,751	4,152,227,703
15. Total (Lines 13 and 14)	2,103,969,973	4,103,722,193	4,612,973,151
DETAILS OF WRITE-INS			
1001.			
1002.			
1003.			
1098. Summary of remaining write-ins for Line 10 from overflow page			
1099. Totals (Lines 1001 through 1003 plus 1098)(Line 10 above)			

NOTES TO FINANCIAL STATEMENTS

1. Summary of Significant Accounting Policies and Going Concern

A. Accounting Principles

The financial statements of TIAA-CREF Life Insurance Company (“TC Life” or the “Company”) have been presented on the basis of statutory accounting principles prescribed or permitted by the New York State Department of Financial Services (“NYDFS” or the “Department”). The Department requires insurance companies domiciled in the State of New York to prepare their statutory basis financial statements in accordance with the National Association of Insurance Commissioners’ (“NAIC”) *Accounting Practices and Procedures Manual* (“NAIC SAP”), subject to any deviation prescribed or permitted by the Department (“New York SAP”).

A reconciliation of the Company’s income and capital and surplus between NAIC SAP and practices prescribed or permitted by the State of New York is shown below:

	SSAP#	F/S Page	F/S Line	09/30/2021	12/31/2020
Net Income (loss), New York SAP				\$ 87,069,706	\$ 311,518,584
New York SAP Prescribed Practices that are an increase/(decrease) from NAIC SAP:					
Additional Reserves for Term Conversions	51R	4	19	268,026	637,817
Net Income (loss), NAIC SAP				<u>\$ 86,801,680</u>	<u>\$ 310,880,767</u>
Capital and Surplus, New York SAP				\$ 812,517,457	\$ 818,783,368
New York SAP Prescribed Practices that are an increase/(decrease) from NAIC SAP:					
Deferred Premium Asset Limitation	51R, 61R	2	15.2	(724,190)	(745,335)
Additional Reserves for Term Conversions	51R	3	1	<u>(6,208,349)</u>	<u>(6,476,375)</u>
Capital and Surplus, NAIC SAP				<u>\$ 819,449,996</u>	<u>\$ 826,005,078</u>

The deferred premium asset limitation results from the NYDFS Circular Letter No. 11 (2010), which prescribed the calculation and clarified the accounting for deferred premium assets when reinsurance is involved.

The additional reserve for the term conversions results from the Department requiring in Regulation No. 147 (11NYCRR 98) Valuation of Life Insurance Reserves Section 98.4 for any policy which guarantees renewal, or conversion to another policy, without evidence of insurability, additional reserves shall be held that account for excess mortality due to anti-selection with appropriate margins to cover expenses and risk of moderately adverse deviations in experience.

The Company's risk based capital as of September 30, 2021 and December 31, 2020 would not have triggered a regulatory event without the use of the New York SAP prescribed practices.

B. Use of Estimates in Preparation of the Financial Statements

No material change

C. Accounting Policy

- (1) No material change
- (2) Not applicable
- (3) No material change
- (4) Non-perpetual preferred stocks are stated at amortized cost unless they have an NAIC rating designation of 4, 5, or 6 which are stated at the lower of amortized cost or fair value. Perpetual and mandatory convertible preferred stock is carried at fair value. The fair values of preferred stocks are determined using prices provided by independent pricing services or internally developed pricing models and the fair value is capped by any currently effective call price. When it is determined that a decline in fair value of an investment is other-than-temporary, the cost basis of the investment is reduced to its fair value and the amount of the reduction is accounted for as a realized loss.
- (5) No material change
- (6) Included within bonds are loan-backed and structured securities. Estimated future cash flows and expected prepayment speeds are used to determine the amortization of loan-backed and structured securities under the prospective method. Expected future cash flows and prepayment speeds are evaluated quarterly. Certain

NOTES TO FINANCIAL STATEMENTS

loan-backed and structured securities are reported at the lower of amortized cost or fair value as a result of the NAIC modeling process.

For loan-backed and structured securities, which the Company has the intent and ability to hold for a period of time sufficient to recover the amortized cost basis, when an other-than-temporary impairment ("OTTI") has occurred because the Company does not expect to recover the entire amortized cost basis of the security, the amount of the OTTI recognized as a realized loss is the difference between the security's amortized cost basis and the present value of cash flows expected to be collected, discounted at the loan-backed or structured security's effective interest rate.

For loan-backed and structured securities, when an OTTI has occurred because the Company intends to sell the security or the Company does not have the intent and ability to retain the security for a period of time sufficient to recover the amortized cost basis, the amount of the OTTI realized is the difference between the security's amortized cost basis and fair value at the balance sheet date.

In periods subsequent to the recognition of an OTTI loss for a loan-backed or structured security, the Company accounts for the other-than-temporarily impaired security as if the security had been purchased on the measurement date of the impairment. The difference between the new amortized cost basis and the cash flows expected to be collected is accreted as interest income in future periods based on prospective changes in cash flow estimates.

(7) - (13) No material change

D. Going Concern

The Company does not have any doubt about its ability to continue as a going concern. In addition, the Company has a financial support agreement with its parent, Teachers Insurance and Annuity Association of America ("TIAA"). Under this agreement, TIAA will provide support so the Company will have the greater of (a) capital and surplus of \$250,000,000, (b) the amount of capital and surplus necessary to maintain the Company's capital and surplus at a level not less than 150% of the NAIC Risk Based Capital model or (c) such other amount as necessary to maintain the Company's financial strength rating at least the same as TIAA's rating at all times. This agreement is not an evidence of indebtedness or an obligation or liability of TIAA and does not provide any creditor of the Company with recourse to TIAA.

2. Accounting Changes and Corrections of Errors

Accounting Changes

Adoption of New Accounting Standards

In July 2020, the NAIC adopted modifications to SSAP No. 32, Preferred Stock, effective January 1, 2021. The modifications define carrying value of redeemable preferred stock as amortized cost for NAIC 1-3 designations, the lower of amortized cost or fair value for NAIC 4-6 designations, and fair value for perpetual and mandatory convertible preferred stock, with the fair value capped by any currently effective call price. All preferred stock held by the Company is classified as perpetual preferred stock. Adoption of the guidance on January 1, 2021 resulted in a \$2.1 million increase in the carrying value of perpetual preferred stock to \$2.3 million at March 31, 2021 from \$0.2 million at December 31, 2020.

In May 2021, the NAIC adopted revisions to SSAP No. 103R, Transfers and Servicing of Financial Assets and Extinguishments of Liabilities. The revisions incorporate additional disclosure elements and a data-capture template for certain disclosures in SSAP No. 103R. The Company adopted this guidance and the adoption did not have a material impact to its statutory-basis financial statements.

In August 2021, the NAIC adopted revisions to SSAP No. 32R, Preferred Stock. The revision clarifies that the "effective call price" valuation limitation, for all instruments within the scope of the standard, shall only apply if the call is currently exercisable by the issuer or if the issuer has announced that the instrument will be redeemed or called. The Company adopted this guidance and the adoption did not have a material impact to its statutory-basis financial statements.

3. Business Combinations and Goodwill

Not applicable

4. Discontinued Operations

Not applicable

5. Investments

A. Mortgage Loans

Not applicable

NOTES TO FINANCIAL STATEMENTS

B. Debt Restructuring

Not applicable

C. Reverse Mortgages

Not applicable

D. Loan-Backed Securities

(1)The near-term prepayment assumptions for loan-backed and structured securities are based on historical averages drawing from performance experience for a particular transaction and may vary by security type. The long-term assumptions are adjusted based on expected performance.

(2) For the period ended September 30, 2021, the Company recognized no other-than-temporary impairment ("OTTI") on securities it lacked the ability to hold or had the intent to sell.

(3)The company has no loan-backed and structured securities that recognize OTTI as of September 30, 2021.

(4)All impaired securities (fair value is less than cost or amortized cost) for which an OTTI has not been recognized in earnings as a realized loss (including securities with a recognized OTTI for non-interest related declines when a non-recognized interest related impairment remains):

a. The aggregate amount of unrealized losses:

1.	Less than 12 Months	\$	6,562,492
2.	12 Months or Longer	\$	8,674

b. The aggregate related fair value of securities with unrealized losses:

1.	Less than 12 Months	\$	401,386,478
2.	12 Months or Longer	\$	1,900,117

(5)The Company’s management periodically reviews the investment portfolios and identifies investments which may have deteriorated in credit quality and are candidates for impairment. The Company develops cash flows as part of its impairment review process. Where the cash flows support the recovery of the principal balance, the Company concludes that the impairment is not other-than-temporary.

E. Dollar Repurchase Agreements and/or Securities Lending Transactions

Not applicable

F. Repurchase Agreements Transactions Accounted for as Secured Borrowing

Not applicable

G. Reverse Repurchase Agreements Transactions Accounted for as Secured Borrowing

Not applicable

H. Repurchase Agreements Transactions Accounted for as a Sale

Not applicable

I. Reverse Repurchase Agreements Transactions Accounted for as a Sale

Not applicable

J. Real Estate

Not applicable

K. Low Income Housing Tax Credits (“LIHTC”)

Not applicable

L. Restricted Assets

No material change

M. Working Capital Financial Investments

Not applicable

NOTES TO FINANCIAL STATEMENTS**N. Offsetting and Netting of Assets and Liabilities**

Not applicable

O. 5GI Securities

Not applicable

P. Short Sales

Not applicable

Q. Prepayment Penalty and Acceleration Fees

No material change

R. Reporting Entity's Share of Cash Pool by Asset type

Not applicable

6. Joint Ventures, Partnerships and Limited Liability Companies

Not applicable

7. Investment Income

No material change

8. Derivative Instruments

Not applicable

9. Federal Income Tax

No material change

10. Information Concerning Parent, Subsidiaries, Affiliates and Other Related Parties

No material change

11. Debt

Not applicable

12. Retirement Plans, Deferred Compensation, Postemployment Benefits and Compensated Absences and Other Post Retirement Benefit Plans

Not applicable

13. Capital and Surplus, Dividend Restrictions and Quasi-Reorganizations

(A) - (C) No material change

(D) An ordinary dividend in the amount of \$81,600,000 was paid by the Company to TIAA in the quarter ending September 30, 2021.

(E) - (M) No material change

14. Liabilities, Contingencies and Assessments

No material change

15. Leases

Not applicable

16. Information About Financial Instruments With Off-Balance Sheet Risk And Financial Instruments With Concentrations of Credit Risk

Not applicable

NOTES TO FINANCIAL STATEMENTS

17. Sale, Transfer and Servicing of Financial Assets and Extinguishments of Liabilities

Not applicable

18. Gain or Loss to the Reporting Entity from Uninsured Plans and the Uninsured Portion of Partially Insured Plans

Not applicable

19. Direct Premium Written/Produced by Managing General Agents/Third Party Administrators

Not applicable

20. Fair Value Measurements

- A. Included in the Company's financial statements are certain financial instruments carried at fair value. Other financial instruments are periodically measured at fair value, such as when impaired, or for certain bonds and preferred stock when carried at the lower of cost or fair value.

Fair value is the price that would be received to sell an asset or paid to transfer a liability in an orderly transaction between market participants at the measurement date.

Fair values of financial instruments are based on quoted market prices when available. When market prices are not available, fair values are primarily provided by a third party pricing service for identical or comparable assets, or through the use of valuation methodologies using observable market inputs. These fair values are generally estimated using discounted cash flow analysis, incorporating current market inputs for similar financial instruments with comparable terms and credit quality. In instances where there is little or no market activity for the same or similar instruments, the Company estimates fair value using methods, models and assumptions that management believes market participants would use to determine a current transaction price. These valuation techniques involve management estimation and judgment for many factors including market bid/ask spreads, and such estimations may become significant with increasingly complex instruments or pricing models.

The Company's financial assets and liabilities measured and reported at fair value have been classified, for disclosure purposes, based on a hierarchy defined by SSAP No. 100R, Fair Value. The fair value hierarchy prioritizes the inputs to valuation techniques used to measure fair value into three broad levels. The hierarchy gives the highest ranking to fair values determined using unadjusted quoted prices in active markets for identical assets and liabilities (Level 1) and the lowest ranking to fair values determined using methodologies and models with unobservable inputs (Level 3). An asset's or a liability's classification is based on the lowest level input that is significant to its measurement. For example, a Level 3 fair value measurement may include inputs that are both observable (Levels 1 and Level 2) and unobservable (Level 3). The levels of the fair value hierarchy are as follows:

Level 1 – Inputs are unadjusted quoted prices in active markets for identical assets and liabilities that the Company has the ability to access at the measurement date.

Level 2 – Other than quoted prices within Level 1 inputs that are observable for the asset or liability, either directly or indirectly.

Level 2 inputs include:

- Quoted prices for similar assets or liabilities in active markets,
- Quoted prices for identical or similar assets or liabilities in markets that are not active,
- Inputs other than quoted prices that are observable for the asset or liability,
- Inputs that are derived principally from or corroborated by observable market data by correlation or other means.

Level 3 – Inputs are unobservable inputs for the asset or liability supported by little or no market activity. Unobservable inputs reflect the Company's own assumptions about the assumptions that market participants would use in pricing the asset or liability. The Company's data used to develop unobservable inputs is adjusted if information is reasonably available without undue cost and effort that indicates that market participants would use different assumptions.

Considerable judgment is required to interpret market data in developing the estimates of fair value for financial instruments for which there are no available market value quotations. The estimates presented are not necessarily indicative of the amounts the Company could have realized in a market exchange. The use of different market assumptions and/or estimation methodologies may have a material effect on the estimated fair value amounts.

NOTES TO FINANCIAL STATEMENTS

(1) Financial assets and liabilities measured and reported at fair value

The following table provides information about the Company’s financial assets and liabilities measured and reported at fair value at September 30, 2021:

	Level 1	Level 2	Level 3	Net Asset Value (NAV)	Total
Assets at fair value:					
Preferred stock	\$ 1,099,575	\$ 8,557,920	\$ —	\$ —	\$ 9,657,495
Separate account assets	\$ 4,532,226,523	\$ 20,590,887	\$ —	\$ —	\$ 4,552,817,410
Total assets at fair value	\$ 4,533,326,098	\$ 29,148,807	\$ —	\$ —	\$ 4,562,474,905
Total liabilities at fair value	\$ —	\$ —	\$ —	\$ —	\$ —

(2) Reconciliation of Level 3 assets and liabilities measured and reported at fair value:

At September 30, 2021 and December 31, 2020, there were no assets or liabilities measured and reported at fair value using Level 3 inputs.

(3) The Company’s policy is to recognize transfers into and out of Level 3 at the actual date of the event or change in circumstances that caused the transfer.

(4) See 20.B.

(5) Not applicable.

B. The estimated fair values of the financial assets and liabilities presented within this note are determined by the Company using market information available as of September 30, 2021. The following is a summary of the valuation techniques and inputs used in the fair value measurements for all financial instruments, including those assets and liabilities carried at fair value in the Company’s statement of financial position.

Level 1 financial instruments

Unadjusted quoted prices for these securities are provided to the Company by independent pricing services. Preferred stocks and separate account assets in Level 1 primarily include exchange traded equities and mutual fund investments valued by the respective mutual fund companies. Cash in Level 1 consists of cash on hand.

Level 2 financial instruments

Bonds in Level 2 are valued principally by third party pricing services using market observable inputs. Because most bonds do not trade daily, independent pricing services regularly derive fair values using recent trades of securities with similar features. When recent trades are not available, pricing models are used to estimate the fair values of securities by discounting future cash flows at estimated market interest rates. Typical inputs to models used by independent pricing services include but are not limited to benchmark yields, reported trades, broker-dealer quotes, issuer spreads, benchmark securities, bids, offers, reference data, and industry and economic events. Additionally, for loan-backed and structured securities, valuation is based primarily on market inputs including benchmark yields, expected prepayment speeds, loss severity, delinquency rates, weighted average coupon, weighted average maturity and issuance specific information. Issuance specific information includes collateral type, payment terms of underlying assets, payment priority within the tranche, structure of the security, deal performance and vintage of loans.

Preferred stocks included in Level 2 include those which are traded in an inactive market for which prices for identical securities are not available. Valuations are based principally on observable inputs including quoted prices in markets that are not considered active.

Other invested assets in level 2 represent surplus notes and are valued by a third party pricing vendor using primarily observable market inputs. Observable inputs include benchmark yields, reported trades, market dealer quotes, issuer spreads, two-sided markets, benchmark securities, bids, offers and reference data.

Separate account assets in Level 2 consist principally of corporate bonds, short term government agency notes and commercial paper.

Cash equivalents in Level 2 are valued principally by third party services using market observable inputs.

Level 3 financial instruments

Valuation techniques for bonds included in Level 3 are generally the same as those described in Level 2 except that the techniques utilize inputs that are not readily observable in the market, including illiquidity premiums and spread adjustments to reflect industry trends or specific credit-related issues. The Company assesses the significance of unobservable inputs for each security and classifies that security in Level 3 as a result of the significance of unobservable inputs.

NOTES TO FINANCIAL STATEMENTS

Contract loans are fully collateralized by the cash surrender value of underlying insurance policies and are valued based on the carrying value of the loan, which approximates fair value, and are classified as Level 3.

Separate account liabilities are accounted for at fair value and reflect the contractual obligations of the insurer arising out of the provisions of the insurance contract.

Deposit-type contracts are valued based on the accumulated account value, which approximates fair value, and are classified as Level 3.

C. Aggregate fair value for all financial instruments:

The aggregate fair value for all financial instruments and the level within the fair value hierarchy:

	Aggregate Fair Value	Admitted Assets	Level 1	Level 2	Level 3	Net Asset Value (NAV)	Not Practicable (Carrying Value)
Assets:							
Bonds	\$13,285,348,238	\$12,434,375,849	\$ —	\$13,277,231,874	\$ 8,116,364	\$ —	\$ —
Preferred stock	9,657,495	9,657,495	1,099,575	8,557,920	—	—	—
Other invested assets	5,744,362	4,650,506	—	5,744,362	—	—	—
Separate account assets	4,552,817,410	4,552,817,410	4,532,226,523	20,590,887	—	—	—
Contract loans	45,190,088	45,190,088	—	—	45,190,088	—	—
Cash, cash equivalents & short term investments ...	42,490,165	42,603,335	7,659,865	34,830,300	—	—	—
Total	<u>\$17,941,247,758</u>	<u>\$17,089,294,683</u>	<u>\$4,540,985,963</u>	<u>\$13,346,955,343</u>	<u>\$ 53,306,452</u>	<u>\$ —</u>	<u>\$ —</u>
Liabilities:	Aggregate Fair Value	Liabilities	Level 1	Level 2	Level 3	Net Asset Value (NAV)	Not Practicable (Carrying Value)
Deposit-type contracts	\$ 7,915,359,247	\$ 7,915,359,247	\$ —	\$ —	\$7,915,359,247	\$ —	\$ —
Separate account liabilities	4,541,390,413	4,541,390,413	—	—	4,541,390,413	—	—
Total	<u>\$12,456,749,660</u>	<u>\$12,456,749,660</u>	<u>\$ —</u>	<u>\$ —</u>	<u>\$12,456,749,660</u>	<u>\$ —</u>	<u>\$ —</u>

D. Not applicable

E. Not applicable

21. Other Items

No material change

22. Events Subsequent

Subsequent events have been considered through November 5, 2021 for the statutory statement issued on November 5, 2021. No subsequent events were noted.

23. Reinsurance

No material change

24. Retrospectively Rated Contracts and Contracts Subject to Redetermination

Not applicable

25. Changes in Incurred Losses and Loss Adjustment Expenses

Not applicable

26. Intercompany Pooling Arrangements

Not applicable

27. Structured Settlements

Not applicable

28. Health Care Receivables

Not applicable

29. Participating Policies

Not applicable

NOTES TO FINANCIAL STATEMENTS

30. Premium Deficiency Reserves

Not applicable

31. Reserves for Life Contracts and Annuity Contracts

No material change

32. Analysis of Annuity Actuarial Reserves and Deposit Type Contract Liabilities by Withdrawal Characteristics

No material change

33. Analysis of Life Actuarial Reserves by Withdrawal Characteristics

No material change

34. Premiums and Annuity Considerations Deferred and Uncollected

No material change

35. Separate Accounts

No material change

36. Loss/Claims Adjustment Expense

No material change

STATEMENT AS OF SEPTEMBER 30, 2021 OF THE TIAA-CREF LIFE INSURANCE COMPANY

GENERAL INTERROGATORIES

PART 1 - COMMON INTERROGATORIES

GENERAL

1.1

Did the reporting entity experience any material transactions requiring the filing of Disclosure of Material Transactions with the State of Domicile, as required by the Model Act?

Yes [] No [X]

1.2

If yes, has the report been filed with the domiciliary state?

Yes [] No []

2.1

Has any change been made during the year of this statement in the charter, by-laws, articles of incorporation, or deed of settlement of the reporting entity?

Yes [] No [X]

2.2

If yes, date of change:

3.1

Is the reporting entity a member of an Insurance Holding Company System consisting of two or more affiliated persons, one or more of which is an insurer?
If yes, complete Schedule Y, Parts 1 and 1A.

Yes [X] No []

3.2

Have there been any substantial changes in the organizational chart since the prior quarter end?

Yes [] No [X]

3.3

If the response to 3.2 is yes, provide a brief description of those changes.

3.4

Is the reporting entity publicly traded or a member of a publicly traded group?

Yes [] No [X]

3.5

If the response to 3.4 is yes, provide the CIK (Central Index Key) code issued by the SEC for the entity/group.

4.1

Has the reporting entity been a party to a merger or consolidation during the period covered by this statement?
If yes, complete and file the merger history data file with the NAIC.

Yes [] No [X]

4.2

If yes, provide the name of the entity, NAIC Company Code, and state of domicile (use two letter state abbreviation) for any entity that has ceased to exist as a result of the merger or consolidation.

1 Name of Entity	2 NAIC Company Code	3 State of Domicile

5.

If the reporting entity is subject to a management agreement, including third-party administrator(s), managing general agent(s), attorney-in-fact, or similar agreement, have there been any significant changes regarding the terms of the agreement or principals involved?
If yes, attach an explanation.

Yes [] No [X] N/A []

6.1

State as of what date the latest financial examination of the reporting entity was made or is being made.

12/31/2018

6.2

State the as of date that the latest financial examination report became available from either the state of domicile or the reporting entity. This date should be the date of the examined balance sheet and not the date the report was completed or released.

12/31/2018

6.3

State as of what date the latest financial examination report became available to other states or the public from either the state of domicile or the reporting entity. This is the release date or completion date of the examination report and not the date of the examination (balance sheet date).

06/25/2020

6.4

By what department or departments?
New York State Department of Financial Services

6.5

Have all financial statement adjustments within the latest financial examination report been accounted for in a subsequent financial statement filed with Departments?

Yes [] No [] N/A [X]

6.6

Have all of the recommendations within the latest financial examination report been complied with?

Yes [] No [] N/A [X]

7.1

Has this reporting entity had any Certificates of Authority, licenses or registrations (including corporate registration, if applicable) suspended or revoked by any governmental entity during the reporting period?

Yes [] No [X]

7.2

If yes, give full information:

8.1

Is the company a subsidiary of a bank holding company regulated by the Federal Reserve Board?

Yes [] No [X]

8.2

If response to 8.1 is yes, please identify the name of the bank holding company.

8.3

Is the company affiliated with one or more banks, thrifts or securities firms?

Yes [X] No []

8.4

If response to 8.3 is yes, please provide below the names and location (city and state of the main office) of any affiliates regulated by a federal regulatory services agency [i.e. the Federal Reserve Board (FRB), the Office of the Comptroller of the Currency (OCC), the Federal Deposit Insurance Corporation (FDIC) and the Securities Exchange Commission (SEC)] and identify the affiliate's primary federal regulator.

1 Affiliate Name	2 Location (City, State)	3 FRB	4 OCC	5 FDIC	6 SEC
TIAA, FSB	Jacksonville, Florida		YES		
TIAA FSB Holdings, Inc.	Jacksonville, Florida	YES			
Teachers Insurance and Annuity Association of America	New York, New York	YES			
TIAA Board of Governors	New York, New York	YES			
TIAA-CREF Individual & Institutional Services, LLC	New York, New York				YES
Nuveen Securities, LLC	Chicago, Illinois				YES

GENERAL INTERROGATORIES

- 9.1

Are the senior officers (principal executive officer, principal financial officer, principal accounting officer or controller, or persons performing similar functions) of the reporting entity subject to a code of ethics, which includes the following standards?
(a) Honest and ethical conduct, including the ethical handling of actual or apparent conflicts of interest between personal and professional relationships;
(b) Full, fair, accurate, timely and understandable disclosure in the periodic reports required to be filed by the reporting entity;
(c) Compliance with applicable governmental laws, rules and regulations;
(d) The prompt internal reporting of violations to an appropriate person or persons identified in the code; and
(e) Accountability for adherence to the code.

Yes [X] No []
- 9.11

If the response to 9.1 is No, please explain:
- 9.2

Has the code of ethics for senior managers been amended?

Yes [] No [X]
- 9.21

If the response to 9.2 is Yes, provide information related to amendment(s).
- 9.3

Have any provisions of the code of ethics been waived for any of the specified officers?

Yes [] No [X]
- 9.31

If the response to 9.3 is Yes, provide the nature of any waiver(s).

FINANCIAL

- 10.1

Does the reporting entity report any amounts due from parent, subsidiaries or affiliates on Page 2 of this statement?

Yes [] No [X]
- 10.2

If yes, indicate any amounts receivable from parent included in the Page 2 amount:

\$

INVESTMENT

- 11.1

Were any of the stocks, bonds, or other assets of the reporting entity loaned, placed under option agreement, or otherwise made available for use by another person? (Exclude securities under securities lending agreements.)

Yes [X] No []
- 11.2

If yes, give full and complete information relating thereto:
As of September 30, 2021, the statement value of the assets on deposit with states is \$7,990,656.
12.

Amount of real estate and mortgages held in other invested assets in Schedule BA:

\$
13.

Amount of real estate and mortgages held in short-term investments:

\$
- 14.1

Does the reporting entity have any investments in parent, subsidiaries and affiliates?

Yes [] No [X]
- 14.2

If yes, please complete the following:

	1	2
	Prior Year-End Book/Adjusted Carrying Value	Current Quarter Book/Adjusted Carrying Value
14.21 Bonds	\$	\$
14.22 Preferred Stock	\$	\$
14.23 Common Stock	\$	\$
14.24 Short-Term Investments	\$	\$
14.25 Mortgage Loans on Real Estate	\$	\$
14.26 All Other	\$	\$
14.27 Total Investment in Parent, Subsidiaries and Affiliates (Subtotal Lines 14.21 to 14.26)	\$	\$
14.28 Total Investment in Parent included in Lines 14.21 to 14.26 above	\$	\$
- 15.1

Has the reporting entity entered into any hedging transactions reported on Schedule DB?

Yes [] No [X]
- 15.2

If yes, has a comprehensive description of the hedging program been made available to the domiciliary state?
If no, attach a description with this statement.

Yes [] No [] N/A [X]
16.

For the reporting entity's security lending program, state the amount of the following as of the current statement date:

16.1

Total fair value of reinvested collateral assets reported on Schedule DL, Parts 1 and 2.

\$

16.2

Total book adjusted/carrying value of reinvested collateral assets reported on Schedule DL, Parts 1 and 2

\$

16.3

Total payable for securities lending reported on the liability page.

\$

STATEMENT AS OF SEPTEMBER 30, 2021 OF THE TIAA-CREF LIFE INSURANCE COMPANY

GENERAL INTERROGATORIES

17. Excluding items in Schedule E - Part 3 - Special Deposits, real estate, mortgage loans and investments held physically in the reporting entity's offices, vaults or safety deposit boxes, were all stocks, bonds and other securities, owned throughout the current year held pursuant to a custodial agreement with a qualified bank or trust company in accordance with Section 1, III - General Examination Considerations, F. Outsourcing of Critical Functions, Custodial or Safekeeping Agreements of the NAIC Financial Condition Examiners Handbook? Yes [X] No []
- 17.1 For all agreements that comply with the requirements of the NAIC Financial Condition Examiners Handbook, complete the following:

1 Name of Custodian(s)	2 Custodian Address
Citibank, N.A.	388 Greenwich Street 24th Floor New York, NY 10013
JPMorgan Chase Bank, N.A.	383 Madison Avenue, New York, NY 10017

- 17.2 For all agreements that do not comply with the requirements of the NAIC Financial Condition Examiners Handbook, provide the name, location and a complete explanation:

1 Name(s)	2 Location(s)	3 Complete Explanation(s)

- 17.3 Have there been any changes, including name changes, in the custodian(s) identified in 17.1 during the current quarter? Yes [] No [X]
- 17.4 If yes, give full information relating thereto:

1 Old Custodian	2 New Custodian	3 Date of Change	4 Reason

- 17.5 Investment management – Identify all investment advisors, investment managers, broker/dealers, including individuals that have the authority to make investment decisions on behalf of the reporting entity. For assets that are managed internally by employees of the reporting entity, note as such. ["...that have access to the investment accounts"; "...handle securities"]

1 Name of Firm or Individual	2 Affiliation
Teachers Advisors, LLC	A.....

- 17.5097 For those firms/individuals listed in the table for Question 17.5, do any firms/individuals unaffiliated with the reporting entity (i.e. designated with a "U") manage more than 10% of the reporting entity's invested assets?..... Yes [] No [X]

- 17.5098 For firms/individuals unaffiliated with the reporting entity (i.e. designated with a "U") listed in the table for Question 17.5, does the total assets under management aggregate to more than 50% of the reporting entity's invested assets?..... Yes [] No [X]

- 17.6 For those firms or individuals listed in the table for 17.5 with an affiliation code of "A" (affiliated) or "U" (unaffiliated), provide the information for the table below.

1 Central Registration Depository Number	2 Name of Firm or Individual	3 Legal Entity Identifier (LEI)	4 Registered With	5 Investment Management Agreement (IMA) Filed
107157	Teachers Advisors, LLC	Q3EVPQ17HQS1MVRLOU14	Securities and Exchange Commission	DS.....

- 18.1 Have all the filing requirements of the Purposes and Procedures Manual of the NAIC Investment Analysis Office been followed? Yes [X] No []
- 18.2 If no, list exceptions:

19. By self-designating 5GI securities, the reporting entity is certifying the following elements for each self-designated 5GI security:
- a. Documentation necessary to permit a full credit analysis of the security does not exist or an NAIC CRP credit rating for an FE or PL security is not available.
 - b. Issuer or obligor is current on all contracted interest and principal payments.
 - c. The insurer has an actual expectation of ultimate payment of all contracted interest and principal.
- Has the reporting entity self-designated 5GI securities? Yes [] No [X]

20. By self-designating PLGI securities, the reporting entity is certifying the following elements of each self-designated PLGI security:
- a. The security was purchased prior to January 1, 2018.
 - b. The reporting entity is holding capital commensurate with the NAIC Designation reported for the security.
 - c. The NAIC Designation was derived from the credit rating assigned by an NAIC CRP in its legal capacity as a NRSRO which is shown on a current private letter rating held by the insurer and available for examination by state insurance regulators.
 - d. The reporting entity is not permitted to share this credit rating of the PL security with the SVO.
- Has the reporting entity self-designated PLGI securities? Yes [] No [X]

21. By assigning FE to a Schedule BA non-registered private fund, the reporting entity is certifying the following elements of each self-designated FE fund:
- a. The shares were purchased prior to January 1, 2019.
 - b. The reporting entity is holding capital commensurate with the NAIC Designation reported for the security.
 - c. The security had a public credit rating(s) with annual surveillance assigned by an NAIC CRP in its legal capacity as an NRSRO prior to January 1, 2019.
 - d. The fund only or predominantly holds bonds in its portfolio.
 - e. The current reported NAIC Designation was derived from the public credit rating(s) with annual surveillance assigned by an NAIC CRP in its legal capacity as an NRSRO.
 - f. The public credit rating(s) with annual surveillance assigned by an NAIC CRP has not lapsed.
- Has the reporting entity assigned FE to Schedule BA non-registered private funds that complied with the above criteria? Yes [] No [X]

GENERAL INTERROGATORIES

PART 2 - LIFE AND ACCIDENT AND HEALTH COMPANIES/FRATERNAL BENEFIT SOCIETIES

Life and Accident Health Companies/Fraternal Benefit Societies:

1.

Report the statement value of mortgage loans at the end of this reporting period for the following categories:

1

Amount

1.1

Long-Term Mortgages In Good Standing

1.11

Farm Mortgages

\$

1.12

Residential Mortgages

\$

1.13

Commercial Mortgages

\$

1.14

Total Mortgages in Good Standing

\$

1.2

Long-Term Mortgages In Good Standing with Restructured Terms

1.21

Total Mortgages in Good Standing with Restructured Terms

\$

1.3

Long-Term Mortgage Loans Upon which Interest is Overdue more than Three Months

1.31

Farm Mortgages

\$

1.32

Residential Mortgages

\$

1.33

Commercial Mortgages

\$

1.34

Total Mortgages with Interest Overdue more than Three Months

\$

1.4

Long-Term Mortgage Loans in Process of Foreclosure

1.41

Farm Mortgages

\$

1.42

Residential Mortgages

\$

1.43

Commercial Mortgages

\$

1.44

Total Mortgages in Process of Foreclosure

\$

1.5

Total Mortgage Loans (Lines 1.14 + 1.21 + 1.34 + 1.44) (Page 2, Column 3, Lines 3.1 + 3.2)

\$

1.6

Long-Term Mortgages Foreclosed, Properties Transferred to Real Estate in Current Quarter

1.61

Farm Mortgages

\$

1.62

Residential Mortgages

\$

1.63

Commercial Mortgages

\$

1.64

Total Mortgages Foreclosed and Transferred to Real Estate

\$

2.

Operating Percentages:

2.1

A&H loss percent

%

2.2

A&H cost containment percent

%

2.3

A&H expense percent excluding cost containment expenses

%

3.1

Do you act as a custodian for health savings accounts?

Yes [] No [X]

3.2

If yes, please provide the amount of custodial funds held as of the reporting date

\$

3.3

Do you act as an administrator for health savings accounts?

Yes [] No [X]

3.4

If yes, please provide the balance of the funds administered as of the reporting date

\$

4.

Is the reporting entity licensed or chartered, registered, qualified, eligible or writing business in at least two states?

Yes [X] No []

4.1

If no, does the reporting entity assume reinsurance business that covers risks residing in at least one state other than the state of domicile of the reporting entity?

Yes [] No []

Fraternal Benefit Societies Only:

5.1

In all cases where the reporting entity has assumed accident and health risks from another company, provisions should be made in this statement on account of such reinsurances for reserve equal to that which the original company would have been required to establish had it retained the risks. Has this been done?

Yes [] No [] N/A []

5.2

If no, explain:

6.1

Does the reporting entity have outstanding assessments in the form of liens against policy benefits that have increased surplus?

Yes [] No []

6.2

If yes, what is the date(s) of the original lien and the total outstanding balance of liens that remain in surplus?

Date	Outstanding Lien Amount

SCHEDULE S - CEDED REINSURANCE

Showing All New Reinsurance Treaties - Current Year to Date

1	2	3	4	5	6	7	8	9	10
NAIC Company Code	ID Number	Effective Date	Name of Reinsurer	Domiciliary Jurisdiction	Type of Reinsurance Ceded	Type of Business Ceded	Type of Reinsurer	Certified Reinsurer Rating (1 through 6)	Effective Date of Certified Reinsurer Rating
NONE									

STATEMENT AS OF SEPTEMBER 30, 2021 OF THE TIAA-CREF LIFE INSURANCE COMPANY

SCHEDULE T - PREMIUMS AND ANNUITY CONSIDERATIONS

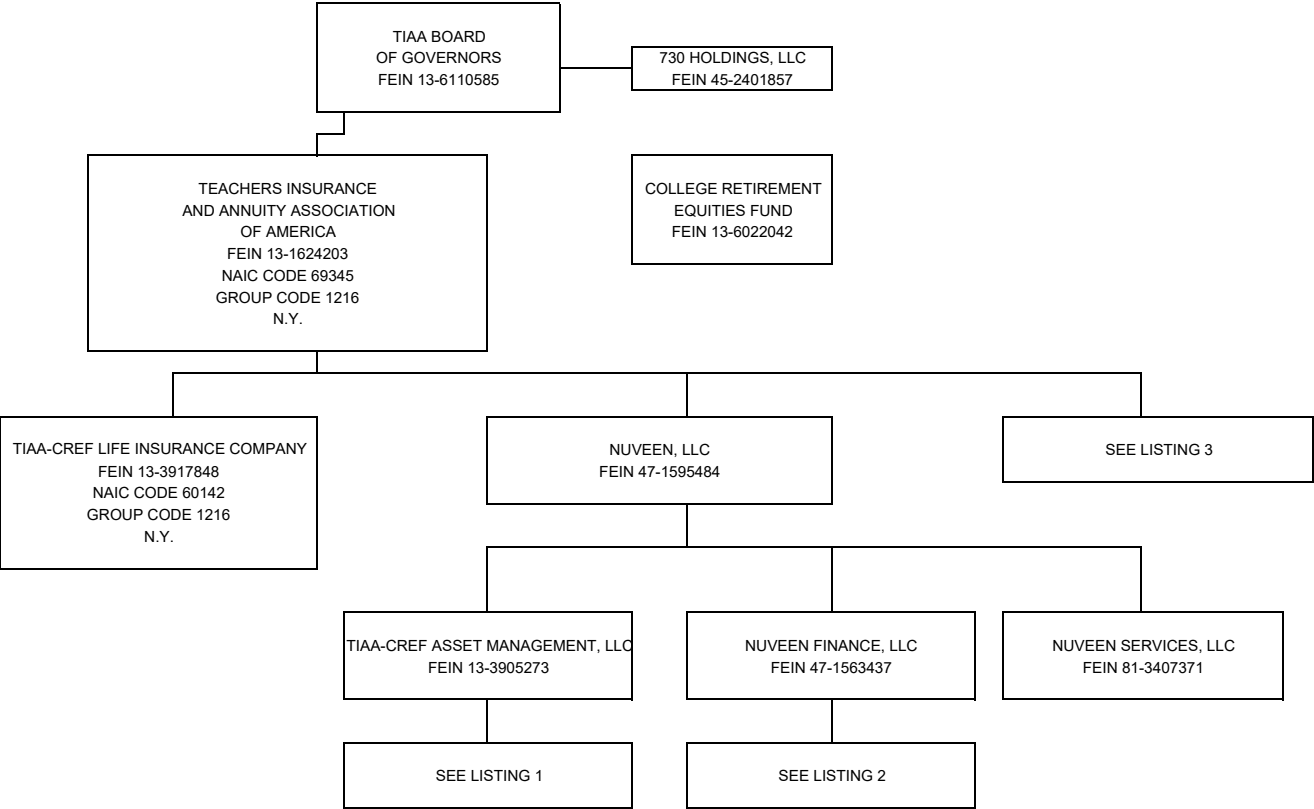
Current Year To Date - Allocated by States and Territories

States, Etc.			1	Direct Business Only					
				Life Contracts		4 Accident and Health Insurance Premiums, Including Policy, Membership and Other Fees	5 Other Considerations	6 Total Columns 2 Through 5	7 Deposit-Type Contracts
				2 Life Insurance Premiums	3 Annuity Considerations				
Active Status (a)									
1.	Alabama	AL	L	2,587,007	1,847,874	93,386		4,528,268	652,461
2.	Alaska	AK	L	171,398	122,700			294,098	
3.	Arizona	AZ	L	2,711,321	1,746,457	70,708		4,528,486	228,270
4.	Arkansas	AR	L	619,115	284,703	16,130		919,949	56,408
5.	California	CA	L	14,877,969	15,321,219	152,830		30,352,018	257,981,265
6.	Colorado	CO	L	2,795,370	2,620,086			5,415,455	880,562,869
7.	Connecticut	CT	L	4,153,506	3,510,997	107,115		7,771,618	19,955,520
8.	Delaware	DE	L	2,975,955	1,776,517	36,116		4,788,588	
9.	District of Columbia	DC	L	1,293,959	526,781	75,536		1,896,276	
10.	Florida	FL	L	8,896,866	13,459,356	788,822		23,145,043	4,086,765
11.	Georgia	GA	L	4,236,222	6,599,732	141,882		10,977,837	157,545,259
12.	Hawaii	HI	L	532,038	288,232	6,768		827,038	142,666
13.	Idaho	ID	L	246,317	732,692	26,789		1,005,798	
14.	Illinois	IL	L	6,756,969	4,320,546	105,011		11,182,526	2,083,646
15.	Indiana	IN	L	2,394,800	4,012,548	87,409		6,494,757	175,967
16.	Iowa	IA	L	2,567,915	1,112,257	51,543		3,731,716	132,514
17.	Kansas	KS	L	751,132	1,413,510	22,259		2,186,901	493,273
18.	Kentucky	KY	L	1,047,221	773,756	5,788		1,826,765	116,851
19.	Louisiana	LA	L	664,750	3,377,515			4,042,264	
20.	Maine	ME	L	960,087	1,096,111	20,577		2,076,775	
21.	Maryland	MD	L	5,050,258	6,662,220	220,215		11,932,694	2,132,058
22.	Massachusetts	MA	L	8,652,061	20,994,736	326,710		29,973,508	2,154,897
23.	Michigan	MI	L	5,906,289	7,876,088	199,539		13,981,915	195,379,207
24.	Minnesota	MN	L	3,019,172	4,361,328	44,389		7,424,889	45,525,652
25.	Mississippi	MS	L	208,045	34,288			242,333	9,221,185
26.	Missouri	MO	L	3,217,194	2,381,473	73,745		5,672,412	
27.	Montana	MT	L	181,379	21,732			203,112	
28.	Nebraska	NE	L	2,170,389	498,366	19,442		2,688,197	
29.	Nevada	NV	L	632,081	3,342,751	30,143		4,004,976	712,132
30.	New Hampshire	NH	L	873,780	230,861			1,104,641	567,521
31.	New Jersey	NJ	L	8,466,700	9,912,746	158,087		18,537,532	501,322
32.	New Mexico	NM	L	588,572	394,185			982,757	136,851
33.	New York	NY	L	25,264,174	18,314,348	863,191		44,441,713	5,461,171
34.	North Carolina	NC	L	5,735,351	7,259,586	86,331		13,081,268	561,291
35.	North Dakota	ND	L	166,875	343,225			510,100	
36.	Ohio	OH	L	3,789,364	7,072,052	129,804		10,991,220	94,261
37.	Oklahoma	OK	L	965,352	1,273,182	43,245		2,281,778	20,868,634
38.	Oregon	OR	L	2,010,399	1,041,544	67,803		3,119,746	162,901
39.	Pennsylvania	PA	L	11,491,350	11,097,621	347,689		22,936,660	3,789,547
40.	Rhode Island	RI	L	1,073,323	438,499	36,316		1,548,139	202,951
41.	South Carolina	SC	L	1,218,133	2,674,300	54,754		3,947,187	67,519
42.	South Dakota	SD	L	1,177,222	15,500			1,192,722	
43.	Tennessee	TN	L	2,194,097	5,138,513	42,824		7,375,434	450,970
44.	Texas	TX	L	8,967,462	13,666,829	67,300		22,701,591	139,309
45.	Utah	UT	L	1,195,525	1,819,439	4,898		3,019,862	776,759
46.	Vermont	VT	L	852,869	478,220	32,604		1,363,694	10,815,170
47.	Virginia	VA	L	5,903,630	6,401,656	127,730		12,433,015	2,197,292
48.	Washington	WA	L	4,078,094	3,327,482	87,695		7,493,270	185,672
49.	West Virginia	WV	L	507,473	1,525,646	48,877		2,081,996	
50.	Wisconsin	WI	L	1,664,552	2,035,384	97,237		3,797,173	88,202,596
51.	Wyoming	WY	L	702,818	19,250	5,286		727,353	
52.	American Samoa	AS	N						
53.	Guam	GU	N						
54.	Puerto Rico	PR	N	19,941				19,941	
55.	U.S. Virgin Islands	VI	N	249				249	
56.	Northern Mariana Islands	MP	N						
57.	Canada	CAN	N						
58.	Aggregate Other Aliens	OT	XXX	113,946				113,946	
59.	Subtotal	XXX		179,298,037	205,596,638	5,024,526		389,919,200	1,714,520,602
90.	Reporting entity contributions for employee benefits plans	XXX							
91.	Dividends or refunds applied to purchase paid-up additions and annuities	XXX							
92.	Dividends or refunds applied to shorten endowment or premium paying period	XXX							
93.	Premium or annuity considerations waived under disability or other contract provisions	XXX		325,044				325,044	
94.	Aggregate or other amounts not allocable by State	XXX							
95.	Totals (Direct Business)	XXX		179,623,080	205,596,638	5,024,526		390,244,244	1,714,520,602
96.	Plus Reinsurance Assumed	XXX							
97.	Totals (All Business)	XXX		179,623,080	205,596,638	5,024,526		390,244,244	1,714,520,602
98.	Less Reinsurance Ceded	XXX		60,380,167		5,024,526		65,404,693	
99.	Totals (All Business) less Reinsurance Ceded	XXX		119,242,913	205,596,638			324,839,551	1,714,520,602
DETAILS OF WRITE-INS									
58001.	ZZZ Other Alien	XXX		113,946				113,946	
58002.		XXX							
58003.		XXX							
58998.	Summary of remaining write-ins for Line 58 from overflow page	XXX							
58999.	Totals (Lines 58001 through 58003 plus 58998)(Line 58 above)	XXX		113,946				113,946	
9401.		XXX							
9402.		XXX							
9403.		XXX							
9498.	Summary of remaining write-ins for Line 94 from overflow page	XXX							
9499.	Totals (Lines 9401 through 9403 plus 9498)(Line 94 above)	XXX							

(a) Active Status Counts:
L - Licensed or Chartered - Licensed Insurance carrier or domiciled RRG.....51 R - Registered - Non-domiciled RRGs.....
E - Eligible - Reporting entities eligible or approved to write surplus lines in the state..... Q - Qualified - Qualified or accredited reinsurer.....
N - None of the above - Not allowed to write business in the state.....6

Ordinary Life Insurance, Individual Accident and Health, and Individual Annuity Premiums allocated by current residence. Group Life Insurance allocated according to location of group contract holder.

SCHEDULE Y - INFORMATION CONCERNING ACTIVITIES OF INSURER MEMBERS OF A HOLDING COMPANY GROUP
PART 1 - ORGANIZATIONAL CHART
STATEMENT AS OF SEPTEMBER 30, 2021 OF THE TIAA-CREF LIFE INSURANCE COMPANY



SCHEDULE Y - INFORMATION CONCERNING ACTIVITIES OF INSURER MEMBERS OF A HOLDING COMPANY GROUP
PART 1 - ORGANIZATIONAL CHART

STATEMENT AS OF SEPTEMBER 30, 2021 OF THE TIAA-CREF LIFE INSURANCE COMPANY

LISTING 1 (TIAA-CREF ASSET MANAGEMENT, LLC):

COMPANY	FEIN	RELATIONSHIP	COMPANY	FEIN	RELATIONSHIP	COMPANY	FEIN	RELATIONSHIP
L&C Special Member Holdco, LLC	81-1272900	SUBSIDIARY	Nuveen Alternative Holdings, LLC (continued)			Nuveen Alternative Holdings, LLC (continued)		
GTR Special Member Holdco LLC	46-3889185	SUBSIDIARY	NAP Investors GP, LLC	83-2245173	SUBSIDIARY	Nuveen Real Estate Global LLC	81-4262460	SUBSIDIARY
TIAA International GP LLC	81-4374969	SUBSIDIARY	NCBDC Holdings LLC		SUBSIDIARY	Nuveen Global Investments LLC	26-2748598	SUBSIDIARY
TIAA-CREF Investment Management, LLC	13-3586142	SUBSIDIARY	Nuveen Churchill Advisors LLC		SUBSIDIARY	Nuveen GP Holding Company LLC	82-2986445	SUBSIDIARY
Nuveen Alternative Holdings, LLC	46-3870972	SUBSIDIARY	Nuveen Alternatives Advisors, LLC	45-4288013	SUBSIDIARY	Nuveen CRED GP Member LLC	82-4598778	SUBSIDIARY
AGR Partners LLC	81-1467545	SUBSIDIARY	Nuveen Churchill Direct Lending Corp.		SUBSIDIARY	CRED GP LLC	82-3751720	SUBSIDIARY
AGR Services LLC	36-4853278	SUBSIDIARY	TPS Investors GP, LLC	82-1917856	SUBSIDIARY	CRED Rated Feeder GP LLC	85-2413081	SUBSIDIARY
TGAM Agribusiness Fund GP LLC	81-1870559	SUBSIDIARY	Nuveen Alternatives Services, LLC	45-4288091	SUBSIDIARY	Nuveen Real Estate U.S. Strategic Alternatives Fund I GP LLC	86-1561520	SUBSIDIARY
AGR Services LLC	36-4853278	SUBSIDIARY	GAP II NZ GP Limited		SUBSIDIARY	Nuveen Real Estate U.S. Strategic Alternatives Fund I Holding Company LLC	86-1702891	SUBSIDIARY
AGR Special Opportunities GP, LLC		SUBSIDIARY	TIAA European Farmland Fund GP LP	98-1310748	SUBSIDIARY	Nuveen Real Estate U.S. Strategic Alternatives Fund I SFR Holding Company LLC	87-1132368	SUBSIDIARY
Beaver Investments Holdings, LLC	45-5558395	SUBSIDIARY	TCAS Global Investments LLC	47-1515836	SUBSIDIARY	SAF SFR Investor Member LLC		SUBSIDIARY
GreenWood Resources, Inc.	80-0026976	SUBSIDIARY	Nuveen CP Holdings 1 LLC	86-3136043	SUBSIDIARY	SAF MOB Amarillo Member LLC	87-1593045	SUBSIDIARY
Greenwood Resources Brasil, Ltda.		SUBSIDIARY	Nuveen CP LLC	47-5515604	SUBSIDIARY	SAFXX MOB Amarillo Venture LLC	87-1593124	SUBSIDIARY
GreenWood Resources Capital Management, LLC	45-1875074	SUBSIDIARY	Nuveen CP Holdings 2 LLC	86-3147529	SUBSIDIARY	NX Amarillo MOB LLC		SUBSIDIARY
GTFF GP, LLC	20-8501127	SUBSIDIARY	Nuveen CP LLC	47-5515604	SUBSIDIARY	U.S. Cities Office Fund GP LLC		SUBSIDIARY
GWR-GTFF Investment, LLC	20-8955976	SUBSIDIARY	Greenworks Lending LLC	47-3234364	SUBSIDIARY	U.S. Cities Multifamily Fund GP LLC	35-2633108	SUBSIDIARY
Greenwood Resources Forest Management, LLC	47-4557075	SUBSIDIARY	Greenworks SPV LLC		SUBSIDIARY	U.S. Cities Retail Fund GP LLC	82-4054235	SUBSIDIARY
Greenwood Resources Brasil, Ltda.		SUBSIDIARY	PACEWell 1 LLC	35-2597281	SUBSIDIARY	U.S. Strategic Industrial Fund II GP LLC	85-2037572	SUBSIDIARY
GreenWood Resources Poland sp Z o.o.	98-3271235	SUBSIDIARY	PACEWell 2 LLC		SUBSIDIARY	Nuven Imajin Holding LLC	85-2857187	SUBSIDIARY
GWR Uruguay S.A.		SUBSIDIARY	PACEWell 3 LLC	87-1326451	SUBSIDIARY	Imajin Homes Holdings, LLC		SUBSIDIARY
Greenwood Resources Colombia SAS		SUBSIDIARY	PACEWell 4 LLC	46-4998151	SUBSIDIARY	Imajin Services LLC		SUBSIDIARY
CAM HR Resources LLC	36-4851864	SUBSIDIARY	PACE Financial Servicing LLC		SUBSIDIARY	Sparrow Realty Investment I Managing Member LLC	85-2603852	SUBSIDIARY
Churchill Asset Management LLC	47-3156644	SUBSIDIARY	Nuveen Global Farmland Fund GP, LLC	84-1818348	SUBSIDIARY	Nuveen Permian Investor Asset Manager Member LLC	81-5466713	SUBSIDIARY
CAM HR Resources LLC	36-4851864	SUBSIDIARY	Nuveen Global Farmland Fund Lux GP S.à r.l.	84-5180164	SUBSIDIARY	Permian Investor Asset Manager LLC	82-0631410	SUBSIDIARY
CNV Investor GP, LLC		SUBSIDIARY	Nuveen Global Impact Fund GP, LLC		SUBSIDIARY	Nuveen Real Estate Global Cities Advisors LLC	82-3426937	SUBSIDIARY
Churchill Agency Services LLC	82-3187734	SUBSIDIARY	Nuveen Global Impact Fund Lux GP S.à r.l.	26-2719001	SUBSIDIARY	Nuveen Real Estate Project Management Services LLC	84-2502695	SUBSIDIARY
Churchill Co-Invest Partners GP, LLC		SUBSIDIARY	Nuveen International Holdings LLC		SUBSIDIARY	TIAA International Holdings 1 Limited	46-1162850	SUBSIDIARY
Churchill Feeder Fund GP II S.à r.l.		SUBSIDIARY	Nuveen Canada Company		SUBSIDIARY	Clean Energy Partners HoldCo LLP		SUBSIDIARY
Churchill Fund GP II LLC	83-1177850	SUBSIDIARY	Nuveen Japan Co., Limited		SUBSIDIARY	Nuveen Real Estate Limited	98-1125673	SUBSIDIARY
Churchill Junior Capital Opportunities Fund II Carry-Co, LLC		SUBSIDIARY	Nuveen UK, Limited		SUBSIDIARY	TIAA International Holdings 2 Limited	46-1163394	SUBSIDIARY
Churchill Junior Capital Opportunities Fund II GP, LLC		SUBSIDIARY	TGAM Subsidiary HC LLC	81-4349631	SUBSIDIARY	Clean Energy Partners CEP 2012 Limited		SUBSIDIARY
Churchill Junior Capital Opportunities Fund II GP Sarl		SUBSIDIARY	TGAM APAC LLC	81-4290289	SUBSIDIARY	Glennmont Partners I Limited		SUBSIDIARY
Churchill MMSLF Special GP LLC		SUBSIDIARY	TGAM HK HC LLC	81-4323796	SUBSIDIARY	Clean Energy Partners CEP Services Limited		SUBSIDIARY
Churchill Secondary Partners GP, LLC		SUBSIDIARY	TGAM Asia LLC	81-4306975	SUBSIDIARY	Glennmont Partners III S.à r.l.		SUBSIDIARY
Churchill Fund GP II Sarl	98-1449979	SUBSIDIARY	TGAM HK HC LLC	81-4323796	SUBSIDIARY	Glennmont Partners IV S.à r.l.		SUBSIDIARY
Churchill Special Member LLC	82-0735838	SUBSIDIARY	TIAA International APAC LLC	81-4498397	SUBSIDIARY	Glennmont REBS Europe S.à r.l.		SUBSIDIARY
Churchill Warehouse LLC	82-3784145	SUBSIDIARY	TGAM HK HC LLC	81-4323796	SUBSIDIARY	TIAA International Holdings 3 Limited		SUBSIDIARY
Nuveen Churchill Administration LLC		SUBSIDIARY	TIAA International Asia LLC	81-4359164	SUBSIDIARY	Nuveen Real Estate Limited	98-1125673	SUBSIDIARY
TGAM Churchill Fund GP LLC	81-1817732	SUBSIDIARY	TGAM HK HC LLC	81-4323796	SUBSIDIARY			
Global AG AIV (CN) GP, LLC	45-5044435	SUBSIDIARY	TIAA International Subsidiary HC LLC	81-4390558	SUBSIDIARY			
Global Agriculture AIV (CN), LP	45-5044681	SUBSIDIARY	TGAM APAC LLC	81-4290289	SUBSIDIARY			
Global Ag II AIV GP LLC	47-1192644	SUBSIDIARY	TGAM Asia LLC	81-4306975	SUBSIDIARY			
Global Agriculture II AIV, LP	47-1197292	SUBSIDIARY	TIAA International APAC LLC	81-4498397	SUBSIDIARY			
GTR Investor Fund GP LLC	47-1208361	SUBSIDIARY	TGAM APAC LLC	81-4290289	SUBSIDIARY			
			TGAM Asia LLC	81-4306975	SUBSIDIARY			
			TIAA International Asia LLC	81-4359164	SUBSIDIARY			
			Nuveen Junior Capital Opportunities Fund GP S.à r.l		SUBSIDIARY			

(1) AGR Services LLC is ultimately controlled and owned entirely by TIAA, with 99% owned by AGR Partners LLC and 1% owned by Nuveen Alternative Holdings, LLC.

(2) Greenwood Resources Brasil, Ltda. is ultimately controlled and owned entirely by TIAA, with 99% owned by Greenwood Resources Forest Management, LLC and 1% owned by GreenWood Resources, Inc.

(3) CAM HR Resources LLC is ultimately controlled and owned entirely by TIAA, with 99% owned by Churchill Asset Management LLC and 1% owned by Nuveen Alternative Holdings, LLC.

(4) TIAA European Farmland Fund GP LP is ultimately controlled and owned entirely by TIAA, with 50% owned by Nuveen Alternative Services, LLC and 50% owned by TEFF Holdco LLC

(5) Nuveen CP LLC is owned 79.2% by Nuveen CP Holdings 1 LLC and 0.8% by Nuveen CP Holdings 2 LLC

(6) TGAM APAC LLC is ultimately controlled and owned entirely by TIAA, with TGAM Subsidiary HC LLC, TIAA International Subsidiary HC LLC and Nuveen International Holdings LLC each owning 33.33%

(7) TGAM HK HC LLC is ultimately controlled and owned entirely by TIAA, with TGAM APAC LLC, TGAM Asia LLC, TIAA International APAC LLC and TIAA International Asia LLC each owning 25%

(8) TGAM Asia LLC is ultimately controlled and owned entirely by TIAA, with TGAM Subsidiary HC LLC, TIAA International Subsidiary HC LLC and Nuveen International Holdings LLC each owning 33.33%

(9) TIAA International APAC LLC is ultimately controlled and owned entirely by TIAA, with TGAM Subsidiary HC LLC, TIAA International Subsidiary HC LLC and Nuveen International Holdings LLC each owning 33.33%

(10) TIAA International Asia LLC is ultimately controlled and owned entirely by TIAA, with TGAM Subsidiary HC LLC, TIAA International Subsidiary HC LLC and Nuveen International Holdings LLC each owning 33.33%

(11) Clean Energy Partners HoldCo LLP is ultimately controlled and owned entirely by TIAA, with 99% owned by TIAA International Holdings 2, Ltd. and 1% owned by TIAA International Holdings 1, Ltd.

(12) Nuveen Real Estate Limited is ultimately controlled and owned entirely by TIAA, with 99% owned by TIAA International Holdings 3, Ltd. and 1% owned by TIAA International Holdings 1, Ltd.

SCHEDULE Y - INFORMATION CONCERNING ACTIVITIES OF INSURER MEMBERS OF A HOLDING COMPANY GROUP
PART 1 - ORGANIZATIONAL CHART

STATEMENT AS OF SEPTEMBER 30, 2021 OF THE TIAA-CREF LIFE INSURANCE COMPANY

LISTING 1 (TIAA-CREF ASSET MANAGEMENT, LLC) (continued):

LISTING 2 (NUVEEN FINANCE, LLC):

COMPANY	FEIN	RELATIONSHIP	COMPANY	FEIN	RELATIONSHIP	COMPANY	FEIN	RELATIONSHIP
Nuveen Alternative Holdings, LLC (continued)			Nuveen Alternative Holdings, LLC (continued)			Nuveen Holdings 1, Inc.	81-3425820	SUBSIDIARY
Nuveen Administration Ltd	98-1127648	SUBSIDIARY	Nuveen Real Estate Property Holdings L.L.C.	06-1217855	SUBSIDIARY	Nuveen Holdings, Inc.	26-0373324	SUBSIDIARY
Nuveen Europe Holdings Limited	98-1128805	SUBSIDIARY	Casa Partners VI GP, LLC	30-0794692	SUBSIDIARY	Nuveen Investments, Inc.	36-3817266	SUBSIDIARY
Henderson European Retail Property Fund Management Sarl		SUBSIDIARY	Casa Partners VII GP, LLC	47-5190671	SUBSIDIARY	Gresham Asset Management LLC	26-0627593	SUBSIDIARY
Nuveen Alternatives Europe S.à.r.l		SUBSIDIARY	CASA Partners VIII GP, LLC	82-4363605	SUBSIDIARY	Gresham Investment Management LLC	20-1930384	SUBSIDIARY
Nuveen Asset Management Europe S.à.r.l		SUBSIDIARY	CASA Partners IX GP, LLC	86-1845849	SUBSIDIARY	Gresham Investment Management Asia Pte. Ltd.		SUBSIDIARY
Nuveen Fund (Europe) Management S.à.r.l		SUBSIDIARY	Global Investors GP, L.L.C.	36-4477806	SUBSIDIARY	NIS/R&T, Inc.	36-3293941	SUBSIDIARY
Nuveen Fund Management (Jersey) Limited		SUBSIDIARY	Global Investors GP II, L.L.C.	20-2537749	SUBSIDIARY	Nuveen Alternative Investments, LLC	36-4839486	SUBSIDIARY
Nuveen Management AIFM Limited		SUBSIDIARY	TCAM DOF GP, LLC	26-3561391	SUBSIDIARY	Nuveen Fund Advisors, LLC	31-0842504	SUBSIDIARY
Nuveen Management Company (Luxembourg) No 1 S.à.r.l		SUBSIDIARY	TCGA BT AIV, LLC	46-5367344	SUBSIDIARY	Nuveen Asset Management, LLC	27-4357327	SUBSIDIARY
Nuveen Property Management (Jersey) Limited		SUBSIDIARY	TCGA Investor Fund GP, LLC	45-5139523	SUBSIDIARY	Nuveen Funds GP I, LLC		SUBSIDIARY
Nuveen FCACO Ltd	98-1128787	SUBSIDIARY	TCGA II Investor Fund GP, LLC	47-3511076	SUBSIDIARY	Symphony Alternative Asset Management LLC	83-4025630	SUBSIDIARY
Nuveen Real Estate Management Ltd		SUBSIDIARY	TGAM International GP LLC	81-4330570	SUBSIDIARY	Symphony Risk Retention Finance LLC	94-3252504	SUBSIDIARY
Nuveen Shopping Centre Verwaltungs GmbH		SUBSIDIARY	TIAA Global Ag Special Member LLC	45-1532009	SUBSIDIARY	SRR 1 LLC	30-1032009	SUBSIDIARY
Nuveen Group Holdings Ltd	98-1127632	SUBSIDIARY	TIAA Global Ag II Special Member LLC	81-1749609	SUBSIDIARY	Nuveen Investments Holdings, Inc.	36-7364377	SUBSIDIARY
Anglo-Sino Henderson Investment Consultancy (Beijing) Co Limited		SUBSIDIARY	T-C U.S. Super Regional Mall Fund GP LLC	47-3126089	SUBSIDIARY	Nuveen NWQ Holdings, LLC	36-4709028	SUBSIDIARY
CLOF II (GP) Limited		SUBSIDIARY	U.S. Cities Fund GP, LLC	20-1394681	SUBSIDIARY	NWQ Partners, LLC	30-0892190	SUBSIDIARY
CLOF II Vanquish Limited		SUBSIDIARY	U.S. Cities Industrial Fund GP LLC	36-4922991	SUBSIDIARY	NWQ Investment Management Company, LLC	47-0875103	SUBSIDIARY
CLOF II (No 1 GP) Limited		SUBSIDIARY	Westchester Group Investment Holding Company, Inc.	27-3416812	SUBSIDIARY	Nuveen WCM Holdings, LLC	37-1695518	SUBSIDIARY
CLOF II (No 1 Nominee) Limited		SUBSIDIARY	Westchester Group Investment Management, Inc.	27-3417683	SUBSIDIARY	Growth Capital GP I, LLC	81-0730906	SUBSIDIARY
CLOF II (No 2 GP) Limited		SUBSIDIARY	Plata Wine Partners, LLC	87-0735518	SUBSIDIARY	Nuveen Securities, LLC	36-2639476	SUBSIDIARY
CLOF II (No 3 GP) Limited		SUBSIDIARY	Terra Land Co.	37-1261935	SUBSIDIARY	Santa Barbara Asset Management, LLC	20-3432117	SUBSIDIARY
Enhanced Debt Carry (GP) S.à.r.l		SUBSIDIARY	The Plata Wine Partners Trust	37-6589484	SUBSIDIARY	Teachers Advisors, LLC	13-3760073	SUBSIDIARY
ERES APAC II (GP) S.à.r.l		SUBSIDIARY	Westchester Group Farm Management, Inc.	37-1193973	SUBSIDIARY	Colinvest Member LLC	82-1157427	SUBSIDIARY
ERES Europe II (GP) S.à.r.l		SUBSIDIARY	Westchester Group of Australia Pty Ltd.		SUBSIDIARY	Nuveen TALF Opportunities GP, LLC		SUBSIDIARY
European Cities Partnership (GP) S.à.r.l		SUBSIDIARY	Westchester Group Chile Investment Management, SpA		SUBSIDIARY			
European Cities Partnership SCSp		AFFILIATE (13)	Westchester Group of Europe Ltd.		SUBSIDIARY			
Islazul General Partner S.à.r.l		SUBSIDIARY	Westchester Group SRL		SUBSIDIARY (15)			
Matador LP General Partner Limited		SUBSIDIARY	Westchester Group of Poland Sp. Z.o.o.		SUBSIDIARY			
Nuveen Consulting (Shanghai) Co Ltd		SUBSIDIARY	Westchester Group SRL		SUBSIDIARY (15)			
Nuveen Corporate Secretarial Services Limited		SUBSIDIARY	Westchester Group Real Estate, Inc.	37-1194491	SUBSIDIARY			
Nuveen (France) SAS		SUBSIDIARY	Westchester Group South America Gestao de Investimentos Ltda.		SUBSIDIARY (16)			
Nuveen Immobilien GmbH		AFFILIATE	Westchester NGFF Investment LLC	84-3766552	SUBSIDIARY (16)			
Nuveen Italy Srl		SUBSIDIARY						
Nuveen Management Austria GmbH		SUBSIDIARY						
Nuveen Management Finland Oy		SUBSIDIARY						
Nuveen Operations Limited		SUBSIDIARY						
Nuveen Real Estate (Australia) Ltd.		SUBSIDIARY						
Nuveen Real Estate Debt Partners (GP) Sarl		SUBSIDIARY						
Nuveen Real Estate Debt Partners II (GP) S.à.r.l		SUBSIDIARY						
Global Real Estate Debt Partners – Fund II (UK) SCSp		AFFILIATE (14)						
Nuveen Real Estate Debt Partners III (GP) S.à.r.l		SUBSIDIARY						
Nuveen Singapore Private Limited		SUBSIDIARY						
OMP (GP) Limited		SUBSIDIARY						
T-C Lux Investments GP S.à.r.l		SUBSIDIARY						
TH Real Estate Limited		SUBSIDIARY						
TIAA-CREF Luxembourg S.à.r.l		AFFILIATE						
Tokyo Multifamily GP PTE Ltd		SUBSIDIARY						
UK OM (LP1) (GP) Limited		SUBSIDIARY						
UK OM (LP1) Limited		SUBSIDIARY						
UK OM (LP2) (GP) Limited		SUBSIDIARY						
UK OM (LP2) Limited		SUBSIDIARY						
UK OM (LP3) (GP) Limited		SUBSIDIARY						
UK OM (LP3) Limited		SUBSIDIARY						

(13) European Cities Partnership SCSp is owned 29.8% by T-C Lux Investments Special Limited Partnership and 1% by European Cities Partnership (GP) S.à.r.l.

(14) Global Real Estate Debt Partners – Fund II (UK) SCSp is ultimately controlled by TIAA, with 18.75% owned by TIAA and 0.5% owned by Nuveen Real Estate Debt Partners II (GP) S.à.r.l.

(15) Westchester Group SRL is controlled and owned entirely by TIAA, with 99% owned by Westchester Group of Europe Ltd. and 1% owned by Westchester Group of Poland Sp. Z.o.o.

(16) Westchester Group South America Gestao de Investimentos Ltda. is controlled and owned entirely by TIAA, with 99% owned by Westchester Group Investment Management, Inc. and 1% owned by Westchester Group Real Estate, Inc.

SCHEDULE Y - INFORMATION CONCERNING ACTIVITIES OF INSURER MEMBERS OF A HOLDING COMPANY GROUP
PART 1 - ORGANIZATIONAL CHART

STATEMENT AS OF SEPTEMBER 30, 2021 OF THE TIAA-CREF LIFE INSURANCE COMPANY

LISTING 3:

COMPANY	FEIN	RELATIONSHIP	COMPANY	FEIN	RELATIONSHIP	COMPANY	FEIN	RELATIONSHIP
485 Properties, LLC	13-3987258	SUBSIDIARY	CPFUIR JV Member LLC	81-2914954	SUBSIDIARY	Mansilla Participacoes LTDA		SUBSIDIARY
730 Data Centers, LLC	81-3091169	SUBSIDIARY	CPFUIR Joint Venture LLC	81-2928112	SUBSIDIARY	Radar Propriedades Agricolas S.A.		SUBSIDIARY (22)
730 Aviator, LLC	82-0793232	SUBSIDIARY	CPF 636 Sixth Avenue LLC	81-2955427	SUBSIDIARY	Nova Amaralina S.A. Propriedades Agricolas		SUBSIDIARY
730 Databridge, LLC	81-3108043	SUBSIDIARY	T-C 636 Sixth Avenue Retail LLC	47-2264739	SUBSIDIARY	Nova Agricola Ponte Alta S.A.		SUBSIDIARY
730 Fiber, LLC		SUBSIDIARY	CPF 856 Market Street LLC	81-2982618	SUBSIDIARY	Nova Santa Barbara Agricola S.A.		SUBSIDIARY
730 Power Development, LLC	47-2616735	SUBSIDIARY	CPF 1611 Third Avenue LLC	81-2973332	SUBSIDIARY	Terras da Ponte Alta S.A.		SUBSIDIARY
730 Carroll, LLC	47-2622825	SUBSIDIARY	T-C 1608 Chestnut General Partner LLC	47-3357982	SUBSIDIARY	Radar II Propriedades Agricolas S.A.		AFFILIATE
730 Cricket, LLC		SUBSIDIARY	1608 Chestnut Partners LP	23-3049052	SUBSIDIARY (20)	Proud Participacoes S.A.		AFFILIATE
730 Telecom LLC	47-5363027	SUBSIDIARY	T-C 1608 Chestnut Limited Partner LLC	23-3049052	SUBSIDIARY (20)	Radar Propriedades Agricolas S.A.		AFFILIATE
730 Transmission, LLC		SUBSIDIARY	1608 Chestnut Partners LP	23-3049052	SUBSIDIARY	Vale De Ponte Alta S.A.		AFFILIATE
730 Hotspur, LLC		SUBSIDIARY	Demeter Agricultural Properties, LLC	26-3049305	SUBSIDIARY	Bioinvestments Negocios e Participacoes		AFFILIATE
730 Texas Forest Holdings, Inc.	13-4042885	SUBSIDIARY	Dionysus Properties, LLC	45-2632248	SUBSIDIARY	Aguas de Ponte Alta S.A.		AFFILIATE
730 Texas Timberlands II, Ltd.	51-0494351	SUBSIDIARY (17)	Silverado Premium Properties, LLC	94-3306131	SUBSIDIARY	New York City Property Fund II LP	82-4183425	SUBSIDIARY
730 Texas Timberlands, Ltd.	13-4042888	SUBSIDIARY (18)	Arroyo Loma, LLC	68-0436609	SUBSIDIARY	New York City Property Fund REIT LLC	83-4678924	SUBSIDIARY
730 Texas Timberlands II, Ltd.	51-0494351	SUBSIDIARY (17)	Chalk Ridge Vineyard, LLC	75-3025596	SUBSIDIARY	New York City Fund Operating GP LLC	83-4701919	SUBSIDIARY
TIAA Timberlands I, LLC	13-4040842	SUBSIDIARY	Hobson Avenue Vineyard, LLC	20-3964695	SUBSIDIARY	New York City Property Fund Operating LP	83-4671194	SUBSIDIARY
730 Texas Timberlands, Ltd.	13-4042888	SUBSIDIARY (18)	Marsino Vineyard, LLC	26-1542713	SUBSIDIARY	125 West End Investors LLC	84-3388831	SUBSIDIARY
TIAA Timberlands II, LLC	13-4085431	SUBSIDIARY	Silverado Los Alamos Vineyards, LLC	20-2103733	SUBSIDIARY	125 West End Holdings LLC	84-3408615	SUBSIDIARY
Actoil, LLC	38-3847245	SUBSIDIARY	Mesa Del Rio Vineyard, LLC	85-1933477	SUBSIDIARY	125 West End Associates LLC	83-4653622	SUBSIDIARY
Actoil Colorado, LLC		SUBSIDIARY	Silverado SLO Vineyards, LLC	20-2490908	SUBSIDIARY	NGFF Holdings LLC		SUBSIDIARY
Great Western Petroleum LLC		AFFILIATE	Silverado Sonoma Vineyard, LLC	20-2103788	SUBSIDIARY	Nuveen Global Farmland Fund, LP	84-1895540	SUBSIDIARY
Broadleaf Timberland Investments, LLC	46-1952974	SUBSIDIARY	SPP Napa Vineyards, LLC	68-0466083	SUBSIDIARY	Global Farmland Properties LLC	84-1834824	SUBSIDIARY
Quercus Forestland Account, LLC		SUBSIDIARY	Stanly Ranch Vineyards, LLC	26-4647417	SUBSIDIARY	US Horticulture Farmland, LLC	84-1857338	SUBSIDIARY
Quercus Panama, LLC		SUBSIDIARY	Suscol Mountain Vineyards, LLC	26-3774024	SUBSIDIARY	US Row Farmland, LLC	84-1842298	SUBSIDIARY
Quercus Algoma Corporation		SUBSIDIARY	Terra Ventosa Vineyards, LLC	26-2766605	SUBSIDIARY	US Viticulture Farmland, LLC	84-1880235	SUBSIDIARY
Quercus Algoma Land Corporation		SUBSIDIARY	Silverado Winegrowers Holdings, LLC	43-3997217	SUBSIDIARY	NRFC Inception IV, LP	46-2031403	SUBSIDIARY
Quercus West Virginia, LLC	46-2916514	SUBSIDIARY	Silverado Winegrowers LLC	68-0443927	SUBSIDIARY	NRFC Inception V, LP	46-2062147	SUBSIDIARY
Casa Student Housing Fund Holdings, LLC	47-2167228	SUBSIDIARY	Alta Loma Vineyard, LLC	94-3357571	SUBSIDIARY	Nuveen CLO Issuance Fund LP		SUBSIDIARY
PEP-TH CASA Student Housing, LLC	47-4455610	SUBSIDIARY	Oak Knoll Napa Vineyards, LLC	94-3312405	SUBSIDIARY	Nuveen Global Impact Fund LP	84-5180286	SUBSIDIARY
CSHF-PEP Purdue LLC	47-4455303	SUBSIDIARY	Silverado Suscol, LLC	91-1806950	SUBSIDIARY	Nuveen High Yield Municipal Opportunitites Fund LP	83-4357309	SUBSIDIARY
CSHF-PEP USF LLC	30-0965548	SUBSIDIARY	SWG Paso Vineyard, LLC	45-4820104	SUBSIDIARY	Nuveen Municipal Opportunities Fund LP	83-4341275	SUBSIDIARY
Ceres Agricultural Properties, LLC	56-2672630	SUBSIDIARY	Global Real Estate Debt Partners – Fund I (UK) SCSp		SUBSIDIARY (21)	Nuveen Real Estate U.S. Strategic Industrial Fund I LP	81-2429791	SUBSIDIARY
Premiere Agricultural Properties, LLC	37-1555322	SUBSIDIARY	Global Real Estate Debt Partners – Fund II (UK) SCSp		AFFILIATE (14)	Occator Agricultural Properties, LLC	26-4750562	SUBSIDIARY
Loma del Rio Vineyards, LLC	80-0843961	SUBSIDIARY (19)	Growth Capital Fund I, L.P.	81-0737062	SUBSIDIARY	AGR Agricultural Investments, LLC	46-1768969	SUBSIDIARY
Premiere Columbia Properties, LLC	36-4620107	SUBSIDIARY	Inception GP LLC		SUBSIDIARY	Ridley Corporation Limited		AFFILIATE
Premiere Farm Properties, LLC	30-0449681	SUBSIDIARY	Infra Alpha, LLC	27-4149157	SUBSIDIARY	Mandala Food Co-Investment Holdings II SPV		SUBSIDIARY
Demeter Agricultural Properties II, LLC	26-3484719	SUBSIDIARY	EMG Investments, LLC	27-3900641	AFFILIATE	Matera, LLC	45-125143	AFFILIATE
International Agricultural Investors, LLC	26-0352203	SUBSIDIARY	L.A. Teak Holdings, LLC	85-4309290	SUBSIDIARY	Teays River Investments, LLC	26-4621336	AFFILIATE
IAI Australia Pty., Ltd.		SUBSIDIARY	Landed Educator Retention Fund, LP	84-2329324	AFFILIATE	Canadian Infrastructure Investments, LLC	26-4248579	SUBSIDIARY
IAI Australia Trust		SUBSIDIARY	Lewis & Clark Timberlands, LLC	47-4169877	SUBSIDIARY	2234328 Alberta ULC		SUBSIDIARY
IAI USA, LLC	26-0460488	SUBSIDIARY	L&C Log Co, LLC	47-4187541	SUBSIDIARY	Polar Star Canadian Oil and Gas Holding, Inc.		SUBSIDIARY
International Agricultural Investors Fund II, LLC	26-2745365	SUBSIDIARY	L&C Tree Farms, LLC	47-4196668	SUBSIDIARY	Otto's South Vineyard, LLC	85-1933477	SUBSIDIARY
IAI Australia Fund II, Pty., Ltd.		SUBSIDIARY	L&C TRS LLC	47-5300478	SUBSIDIARY	Pinnacle Third Avenue, LP	26-3821015	AFFILIATE
IAI Australia Fund II Trust		SUBSIDIARY	MM Fund, LLC	26-2747755	SUBSIDIARY	Renewable Timber Europe, LLC	45-2792614	SUBSIDIARY
IAI USA Fund II, LLC	26-2747755	SUBSIDIARY	MyVest Corporation	47-0902011	SUBSIDIARY	Renewable Timber Netherlands B.V.		SUBSIDIARY
Churchill Junior Capital Opportunities Fund II, L.P.		SUBSIDIARY	NBPT Aggregator LLC		SUBSIDIARY	Topola Lasy Spolka z o.o.		SUBSIDIARY
Churchill Middle Market CLO IV Ltd.	98-1402136	SUBSIDIARY				Renewable Timber Resources, LLC	61-1640765	SUBSIDIARY
Churchill Middle Market Senior Loan Fund, LP	81-1810508	SUBSIDIARY				REP Coin III TEC, L.P.		AFFILIATE
Churchill Middle Market Senior Loan Fund III, LP		SUBSIDIARY				Shf-33d North Apts, LLC	47-3994280	SUBSIDIARY
Distressed Opportunities Fund, L.P.	26-3561447	SUBSIDIARY				Shf-Millennium One Apts, LLC	47-4155469	SUBSIDIARY
DWM Inclusive Finance Equity Fund II		AFFILIATE				Shf-The Rocks Apts, LLC	81-2450195	SUBSIDIARY
DWM Microfinance Equity Fund I	98-0580879	AFFILIATE						
EPP LFG I, LLC	30-0701953	AFFILIATE						

(17) 730 Texas Timberlands II, Ltd. is ultimately controlled and owned entirely by TIAA, which directly owns 99.5%. 730 Texas Forest Holdings, Inc., which is owned 100% by TIAA, owns .5%.

(18) 730 Texas Timberlands, Ltd. is ultimately controlled and owned entirely by TIAA, with 99.5% owned by TIAA Timberlands I, LLC and .5% owned by 730 Texas Forest Holdings, Inc.

(19) Loma del Rio Vineyards, LLC is ultimately controlled and owned entirely by TIAA, with 45% owned by Premiere Agricultural Properties, LLC and 55% owned by Global Ag Properties USA, LLC.

(20) 1608 Chestnut Partners LP is ultimately controlled by TIAA, with 99% owned by T-C 1608 Chestnut Limited Partner LLC and 1% owned by T-C 1608 Chestnut General Partner LLC.

(21) Global Real Estate Debt Partners – Fund I (UK) SCSp is controlled by TIAA, which owns 36.3%. T-C Lux Investments Special Limited Partnership, which is 100% owned by TIAA, owns 24.3%.

(14) Global Real Estate Debt Partners – Fund II (UK) SCSp is ultimately controlled by TIAA, with 18.75% owned by TIAA and 0.5% owned by Nuveen Real Estate Debt Partners II (GP) S.à.r.l.

(22) Radar Propriedades Agricolas S.A. is owned 65.77% by Mansilla Participacoes LTDA and 15.31% by Radar II Propriedades Agricolas S.A..

SCHEDULE Y - INFORMATION CONCERNING ACTIVITIES OF INSURER MEMBERS OF A HOLDING COMPANY GROUP
PART 1 - ORGANIZATIONAL CHART
STATEMENT AS OF SEPTEMBER 30, 2021 OF THE TIAA-CREF LIFE INSURANCE COMPANY

LISTING 3 (CONTINUED):

COMPANY	FEIN	RELATIONSHIP	COMPANY	FEIN	RELATIONSHIP	COMPANY	FEIN	RELATIONSHIP
ND Properties, Inc.	11-3034756	SUBSIDIARY	ND Properties, Inc. (continued)			T-C Australia RE Holdings I, LLC	81-2490630	SUBSIDIARY
Norteshopping Retail and Leisure Centre BV		SUBSIDIARY	London Belgrave Unit Trust		AFFILIATE	T-C Australia RE Holdings II, LLC	81-2506975	SUBSIDIARY
Norteshopping - Centro Commercial, S.A.		SUBSIDIARY	CLOF Victoria Nominee 1 Limited		AFFILIATE	TIAA Australia Real Estate Trust		SUBSIDIARY
ND Europe S.a.r.l.		SUBSIDIARY	CLOF Victoria Nominee 2 Limited		AFFILIATE	TIAA Melbourne Retail Holding 1 Trust		SUBSIDIARY
ND Europe Office Holding S.à r.l.		SUBSIDIARY	New Fetter Lane Unit Trust		AFFILIATE	TGA Miller Street Trust		SUBSIDIARY
Cityhold Nymphe S.à r.l.		AFFILIATE	60 Great Portland Street Unit Trust		AFFILIATE	TIAA Melbourne Retail Holding 1 Trust		SUBSIDIARY
Cityhold Propco 11 S.à r.l.		AFFILIATE	SMA Holding S.à r.l.		AFFILIATE	TIAA Melbourne Retail Asset 1 Trust		SUBSIDIARY
OVG Cloud S.à r.l.		AFFILIATE	70 St Mary Axe Unit Trust		AFFILIATE	TGA Australia Real Estate Trust 2		SUBSIDIARY
Cityhold Office Partnership S.à r.l.		AFFILIATE	HV Freehold S.à r.l.		AFFILIATE	TGA PBSA Asset Trust 1		SUBSIDIARY
CHOP OPCI		AFFILIATE	TIAA Lux 9 S.a.r.l		AFFILIATE	TGA PBSA Asset Trust 2		SUBSIDIARY
Cityhold Iconic Holding SAS	98-1435873	AFFILIATE	SAS Malachite		AFFILIATE	TGA PBSA Asset Trust 3		SUBSIDIARY
Cityhold Iconic Hotel SNC	98-1433967	AFFILIATE	SNC Garnet-TIAA		AFFILIATE	TGA PBSA Hold Trust 2		SUBSIDIARY
Cityhold Iconic Office SCI	98-1433956	AFFILIATE	SNC La Defense		AFFILIATE	TGA PBSA Asset Trust 4		SUBSIDIARY
Cityhold Iconic Retail SNC	98-1433960	AFFILIATE	SNC Lazuli		AFFILIATE	T-C Europe Holding Inc.	47-2363168	SUBSIDIARY
Cityhold Iconic Youth Hostel SNC	98-1433975	AFFILIATE	SNC Peridot		AFFILIATE	T-C Europe LP	47-2369576	SUBSIDIARY
Cityhold EST Investment S.à r.l.		AFFILIATE	T-C Pep Holding S.a.r.l.		SUBSIDIARY	T-C Europe LP	47-2369576	SUBSIDIARY
Cityhold Prinses Cooperatief U.A.		AFFILIATE	T-C Pep Property S.a.r.l.		SUBSIDIARY	T-C Europe S.à r.l.		SUBSIDIARY
Cityhold Prinses AcquiCo B.V.		AFFILIATE	T-C Pep Asset S.a.r.l.		SUBSIDIARY	Nightingale LuxCo S.à r.l.		SUBSIDIARY
Cityhold Jobbe SAS		AFFILIATE	TIAA Lux 11 S.a.r.l		AFFILIATE	T-C Nordica Investment AB		SUBSIDIARY
Cityhold Jobbe SCI		AFFILIATE	Gropius Passagen Verwaltungs GmbH		SUBSIDIARY	Sweden Nova Lund 1 AB		SUBSIDIARY
Cityhold Nymphe S.à r.l.		AFFILIATE	Gropius Passagen GmbH & Co KG		SUBSIDIARY	Sweden Nova Lund 2 AB		SUBSIDIARY
Cityhold Propco 6 S.à r.l.		AFFILIATE	Gropius S.à r.l		SUBSIDIARY	T-C Luxembourg Neptune Holdings S.à r.l.		SUBSIDIARY
Cityhold Iconic Hotel OPCO SAS	98-1433939	AFFILIATE	Gropius Passagen GmbH & Co KG		SUBSIDIARY	T-C Neptune Holdings S. à r.l.		SUBSIDIARY
Cityhold Iconic Investment S.à r.l.	98-1435880	AFFILIATE	TIAA Lux 5 S.a.r.l.		SUBSIDIARY	Neptune Property Venture S.à r.l.		SUBSIDIARY
Cityhold Propco 9 S.à r.l.		AFFILIATE	Erlangen Arcaden GmbH & Co. KG		SUBSIDIARY	Castel Gueffo I SRL		SUBSIDIARY
36 Rue La Fayette SAS		AFFILIATE	U.S. Cities Fund, LP	20-1371171	SUBSIDIARY	Neptune Holding Spain, S.L		SUBSIDIARY
SAS Roosevelt		AFFILIATE	U.S. Cities Fund REIT, LLC	20-1371379	SUBSIDIARY	Promcat Alternativa, S.L.		SUBSIDIARY
SNC Roosevelt		AFFILIATE	U.S. Cities Fund Operating GP, LLC	20-1364650	SUBSIDIARY	Neptune Madrid Holdco S.L		SUBSIDIARY
Roosevelt Participation S.à r.l.		AFFILIATE	U.S. Cities Fund Operating, LP	20-1371235	SUBSIDIARY	Neptune Nassica Propco S.L.		SUBSIDIARY
SNC Roosevelt		AFFILIATE	T-C Falls Center Townhouses LLC	46-5061808	SUBSIDIARY	Neptune Gelafe Propco S.L		SUBSIDIARY
Courcelles 70 SAS		AFFILIATE	T-C King Street Station LLC	26-1700245	SUBSIDIARY	Neptune Las Rozas Outlet S.L		SUBSIDIARY
Cityhold Euro S.à r.l.		AFFILIATE	T-C Trio Apartments LLC	45-2892182	SUBSIDIARY	Neptune San Sebastian Outlet S.L.		SUBSIDIARY
Cityhold Propco 7 S.à r.l.		AFFILIATE	U.S. Cities Fund Family CPF Fund Operating LP	27-4116676	SUBSIDIARY	Neptune Urus SP, z.o.o.		SUBSIDIARY
Cityhold Propco 10 S.à r.l.		AFFILIATE	T-C Potomac Promenade LLC	47-4935916	SUBSIDIARY	Neptune Polish HoldCo Z B.V.		SUBSIDIARY
Cityhold Gouden Bocht B.V.		AFFILIATE	TCAM Core Prop Fund REIT 2 LLC	03-0543113	SUBSIDIARY	Neptune Polish Property Venture BV		SUBSIDIARY
Cityhold Gouden Bocht Monumenten B.V.		AFFILIATE	Siguler Guff Third Avenue, L.P.	27-4123754	SUBSIDIARY	Neptune Krakow SP, z.o.o.		SUBSIDIARY
Redevelopment Property II B.V.	98-1438380	AFFILIATE	Social Infra, LLC	27-3095569	SUBSIDIARY	Neptune Annopol SP, z.o.o.		SUBSIDIARY
Cityhold Propco 12 S.à r.l.		AFFILIATE	Stichting Bewaarder Ziemia Fund	61-1754745	SUBSIDIARY	Neptune Poznan SP, z.o.o.		SUBSIDIARY
Cityhold GC Investment S.à r.l.		AFFILIATE	T-C 685 Third Avenue Member, LLC	46-4969690	SUBSIDIARY	Neptune OPCO SAS		SUBSIDIARY
OVG Cloud S.à r.l.		AFFILIATE	T-C 685 Third Avenue, LLC		SUBSIDIARY	Roppenheim Holding SAS		SUBSIDIARY
Cityhold Grand Central Berlin SCS		AFFILIATE	T-C 685 Third Avenue Owner LLC		SUBSIDIARY	Roppenheim Outlet SNC		SUBSIDIARY
Cityhold Sterling S.à r.l.		AFFILIATE	T-C 699 Bourke Street LLC		SUBSIDIARY	Neptune Property Holding S.à r.l.		SUBSIDIARY
Cityhold UK Holding S.à r.l.		AFFILIATE				Neptune Amsterdam B.V.		SUBSIDIARY
Cityhold UK Investment S.à r.l.		AFFILIATE				Neptune Gilvick Sp. z o.o.		SUBSIDIARY
London Belgrave Unit Trust		AFFILIATE				Neptune Roppenheim Holding S.à r.l.		SUBSIDIARY
New Fetter Lane Unit Trust		AFFILIATE				Roppenheim Outlet SNC		SUBSIDIARY
60 Great Portland Street Unit Trust		AFFILIATE				Neptune Viefanger I S.à r.l.		SUBSIDIARY
70 St Mary Axe Unit Trust		AFFILIATE				TC-Norway AS		SUBSIDIARY
						Skedsmo Logistikk AS		SUBSIDIARY

(23) Cityhold Nymphe S.à r.l. (Nymphe) is owned by TIAA via a 25% ownership of Cityhold Office Partnership S.à r.l., which owns 88% of Nymphe, and 3% owned by wholly-owned ND Europe Office Holding S.à r.l.

(24) OVG Cloud S.à r.l. (OVG) is owned by TIAA via a 25% ownership of Cityhold Propco 11 S.à r.l. (10.1% of OVG) and Cityhold Propco 12 S.à r.l. (89.9% of OVG).

(25) Cityhold Euro S.à r.l. (CES) is owned by TIAA via a 25% ownership of Cityhold Propco 9 S.à r.l., which owns 88% of CES, and 3% owned by wholly-owned ND Europe Office Holding S.à r.l.

(26) SNC Roosevelt is owned by TIAA via a 25% ownership of Cityhold Propco 9 S.à r.l., which owns SAS Roosevelt (99.99% of SNC Roosevelt) and Roosevelt Participation S.à r.l. (0.01%).

(27) London Belgrave Unit Trust (LBUT) is owned by TIAA via a 25% ownership of Cityhold Office Partnership S.à r.l., which owns Cityhold UK Holding S.à r.l. (99.8% of LBUT) and Cityhold UK Investment S.à r.l. (0.2%).

(28) New Fetter Lane Unit Trust (NFLUT) is owned by TIAA via a 25% ownership of Cityhold Office Partnership S.à r.l., which owns Cityhold UK Holding S.à r.l. (99.9% of NFLUT) and Cityhold UK Investment S.à r.l. (0.1%).

(29) 60 Great Portland Street Unit Trust (60GPS) is owned by TIAA via a 25% ownership of Cityhold Office Partnership S.à r.l., which owns Cityhold UK Holding S.à r.l. (99.4% of 60GPS) and Cityhold UK Investment S.à r.l. (0.6%).

(30) 70 St. Mary Axe Unit Trust (SMAUT) is owned by TIAA via a 25% ownership of Cityhold Office Partnership S.à r.l., which owns SMA Holding S.à r.l. (99.9% of SMAUT) and Cityhold UK Investment S.à r.l. (0.1%).

(31) Gropius Passagen GmbH & Co KG is controlled by TIAA, and partially owned by Gropius S.à r.l., which owns 99.8% and TIAA Lux 11 S.à r.l. which owns 0.16%.

(32) T-C Europe LP is ultimately controlled and owned entirely by TIAA, with 99% owned by TIAA and 1% owned by T-C Europe Holding, Inc.

(33) Roppenheim Outlet SNC (ROSNC) is ultimately controlled by TIAA via a 61.8% ownership of Neptune Property Venture S.à r.l., which owns Roppenheim Holding SAS (99.99% of ROSNC) Neptune Roppenheim Holding S.à r.l. (0.01%).

SCHEDULE Y - INFORMATION CONCERNING ACTIVITIES OF INSURER MEMBERS OF A HOLDING COMPANY GROUP
PART 1 - ORGANIZATIONAL CHART

STATEMENT AS OF SEPTEMBER 30, 2021 OF THE TIAA-CREF LIFE INSURANCE COMPANY

LISTING 3 (CONTINUED):

COMPANY	FEIN	RELATIONSHIP
T-C GA Real Estate Holdings, LLC	45-2877772	SUBSIDIARY
8 Spruce Street GA Investor, LLC	46-0959792	SUBSIDIARY
FC 8 Spruce Holdings, LLC	46-1403221	AFFILIATE
FC 8 Spruce Street Residential, LLC		AFFILIATE
2300 Broadway Storage Operator LLC	84-2144204	SUBSIDIARY
Nuveen Global Cities REIT, Inc.	82-1419222	SUBSIDIARY
Nuveen Global Cities REIT LP, LLC	82-1502883	SUBSIDIARY
Nuveen Global Cities REIT OP, LP	82-1507998	SUBSIDIARY
Global Cities REIT Holding Company LLC	87-0923425	SUBSIDIARY
NR Sparrow Realty I, LLC	82-3527087	SUBSIDIARY
NR 844 North LLC		SUBSIDIARY
NR 9725 Datapoint Drive LLC	84-3576911	SUBSIDIARY
NR APCF Investor Ltd.		SUBSIDIARY
NR Berkeley Lake Road LLC	86-2212099	SUBSIDIARY
NR Brookson Flats LP		SUBSIDIARY
NR Deform Hills LLC	82-5519657	SUBSIDIARY
NR Denver Industrial Portfolio LLC	82-3539243	SUBSIDIARY
NR East Sego Lily LLC	83-3651003	SUBSIDIARY
NR ECF Investor Ltd.		SUBSIDIARY
NR Globe Street Industrial LLC	83-1785301	SUBSIDIARY
NR Henderson 215 LLC	83-1495411	SUBSIDIARY
NR Kirkland Crossing LLC	82-3556058	SUBSIDIARY
NR Main Street at Kingwood LLC		SUBSIDIARY
NR Massachusetts REIT Member LLC	85-2687486	SUBSIDIARY
NR 1 National Street LLC	85-2687958	SUBSIDIARY
NR MOB 1335 North Mill Street LLC	85-3509880	SUBSIDIARY
NR MOB 1429 Highway 6 Member LLC	87-1005322	SUBSIDIARY
NRNX MOB 1429 Highway 6 Venture LLC	87-1005076	SUBSIDIARY
NR MOB 1429 Highway 6 LLC	87-0994699	SUBSIDIARY
NR MOB 2945 Wilderness Place Member LLC	86-1392851	SUBSIDIARY
NRNX MOB 2945 Wilderness Place Venture LLC	86-1393093	SUBSIDIARY
NR MOB 2945 Wilderness Place LLC	86-1351411	SUBSIDIARY
NR MOB 4600 Bill Gardner Parkway LLC	85-3510154	SUBSIDIARY
NRNX MOB Bucks Town Venture LLC	87-2155542	SUBSIDIARY
NR MOB Bucks Town LLC	87-2132683	SUBSIDIARY
NR Perimeters Edge LP	87-2135366	SUBSIDIARY
NR San Antonio Industrial Building LLC	85-4201485	SUBSIDIARY
NR Tacara at Steiner Ranch LLC	82-5503093	SUBSIDIARY
NR The Canyons LLC	86-3365370	SUBSIDIARY
Nuveen Global Cities REIT Lending, LLC	83-4299885	SUBSIDIARY
Nuveen Global Cities REIT Subsidiary GP LLC	87-1201383	SUBSIDIARY
Union Property Operations NRE IV LLC	86-3628175	SUBSIDIARY
T-C 2 Herald Square Member LLC	47-1535030	SUBSIDIARY
T-C 2 Herald Square Venture LLC		SUBSIDIARY
T-C 2 Herald Square Owner LLC	47-1488131	SUBSIDIARY
T-C 1101 Pennsylvania Avenue LLC	27-2952349	SUBSIDIARY
T-C 1101 Pennsylvania Avenue Venture LLC		SUBSIDIARY
T-C 1101 Pennsylvania Avenue Owner LLC	27-2952860	SUBSIDIARY
T-C 33 Arch Street Member, LLC	46-1851206	SUBSIDIARY
T-C 33 Arch Street Venture, LLC	46-1805501	SUBSIDIARY
T-C 33 Arch Street, LLC	45-2792699	SUBSIDIARY
T-C 33 Arch Street, LLC		SUBSIDIARY
T-C 470 Park Avenue South Member LLC	46-1754709	SUBSIDIARY
T-C 470 Park Avenue South Venture LLC	46-1744112	SUBSIDIARY
T-C 475 Fifth Avenue Member, LLC	46-1828055	SUBSIDIARY
T-C 475 Fifth Avenue Venture LLC	46-1839003	SUBSIDIARY
T-C 475 Fifth Avenue, LLC	45-3229803	SUBSIDIARY

COMPANY	FEIN	RELATIONSHIP
T-C GA Real Estate Holdings, LLC (continued)		
T-C 800 17th Street NW Member LLC	47-2189075	SUBSIDIARY
T-C 800 17th Street NW Venture LLC	47-2118640	SUBSIDIARY
T-C 800 17th Street NW Owner LLC	47-2069910	SUBSIDIARY
T-C 888 Brannan Member LLC	47-4665824	SUBSIDIARY
T-C 888 Brannan Venture LLC	47-4684031	SUBSIDIARY
T-C 888 Brannan Owner LLC	47-4674147	SUBSIDIARY
T-C 888 Brannan TRS, LLC	47-5605380	SUBSIDIARY
T-C 2300 Broadway, LLC		SUBSIDIARY
T-C Aspira LLC	46-1220681	SUBSIDIARY
T-C Franklin Square Member, LLC	46-1791581	SUBSIDIARY
T-C Franklin Square Venture LLC	46-1794486	SUBSIDIARY
TIAA Franklin Square, LLC	26-0011770	SUBSIDIARY
T-C Hall of States Member LLC	47-2023405	SUBSIDIARY
T-C Hall of States Venture LLC	47-2043468	SUBSIDIARY
T-C Hall of States Owner LLC	47-2034237	SUBSIDIARY
T-C Kings Crossing, LLC	45-4045658	SUBSIDIARY
T-C Legacy Place Member, LLC	46-1120016	SUBSIDIARY
Legacy Place Associates, LLC	46-0876833	SUBSIDIARY
300 Legacy Place Boulevard LLC		SUBSIDIARY
Legacy Place Properties, LLC	30-0769316	SUBSIDIARY
T-C Republic Square Member LLC	47-2903922	SUBSIDIARY
T-C Republic Square REIT LLC	47-3033681	SUBSIDIARY
T-C Republic Square Mezzanine LLC	47-3091198	SUBSIDIARY
T-C Republic Square Owner LLC	47-2793452	SUBSIDIARY
The Flats Holding Company LLC	47-1379500	SUBSIDIARY
The Flats 130 DC Residential LLC	47-1347366	SUBSIDIARY
The Flats 140 DC Residential LLC	47-1363554	SUBSIDIARY
The Flats 850 Grocery LLC	47-1367530	SUBSIDIARY
T-C JK I, LLC	46-4587368	SUBSIDIARY
Adeoti Empreendimentos Imobiliários Ltda		SUBSIDIARY
T-C JK II, LLC	46-4587620	SUBSIDIARY
T-C JK II, LLC		SUBSIDIARY
T-C Lux Fund Holdings LLC	47-4095803	SUBSIDIARY
T-C Lux Investments Special Limited Partnership		SUBSIDIARY
European Cities Partnership SCSp		AFFILIATE
Global Real Estate Debt Partners – Fund I (UK) SCSp		SUBSIDIARY
T-C MV Member LLC	81-4583865	SUBSIDIARY
T-C M-T REIT LLC	81-4599024	SUBSIDIARY
T-C MV Member II LLC		SUBSIDIARY
T-C M-T REIT II LLC	84-3224525	SUBSIDIARY
T-C MT II Originations TRS LLC	85-2937933	SUBSIDIARY
T-C MI Ommaney Centre Holding Company LLC	47-1954609	SUBSIDIARY
T-C MI Ommaney Centre LLC	47-1828971	SUBSIDIARY
T-C Permian Investor LLC	82-1023309	SUBSIDIARY
T-C SBMC Joint Venture LLC	46-3007720	SUBSIDIARY
PennMuni-TIAA U.S. Real Estate Fund, LLC	36-4619998	SUBSIDIARY
T-C The Edge at Flagler Village, LLC	81-2204918	SUBSIDIARY
T-C UK RE Holdings I, LLC	81-2676934	SUBSIDIARY
T-C UK RE Holdings II, LLC	81-2691474	SUBSIDIARY
T-C UK RE Holdings III, LLC	81-3299073	SUBSIDIARY
T-C U.S. Super Regional Mall Fund LP	47-3148337	SUBSIDIARY

COMPANY	FEIN	RELATIONSHIP
T-C Waterford Blue Lagoon General Partner, LLC	47-5379777	SUBSIDIARY
Waterford Blue Lagoon LP	47-5392075	SUBSIDIARY
T-C Waterford Blue Lagoon, LLC	47-5375805	SUBSIDIARY
Waterford Blue Lagoon LP	47-5392075	SUBSIDIARY
Westland At Waterford REIT General Partner LLC	81-0779817	SUBSIDIARY
Waterford Blue Lagoon REIT General Partner LLC		SUBSIDIARY
Waterford Blue Lagoon REIT LP	47-5305678	SUBSIDIARY
5201-5301 Waterford General Partner LLC	47-5642524	SUBSIDIARY
T-C 2300 Broadway LLC	5201-5301	SUBSIDIARY
5200 Waterford General Partner LLC	47-5672651	SUBSIDIARY
5200 Waterford Operating LP	47-5498897	SUBSIDIARY
1000 Waterford General Partner LLC	81-0722154	SUBSIDIARY
1000 Waterford Operating LP	47-5479437	SUBSIDIARY
701-703 Waterford General Partner LLC	47-5445045	SUBSIDIARY
701-703 Waterford Operating LP	47-5471474	SUBSIDIARY
Waterford Core REIT General Partner LLC	82-2631273	SUBSIDIARY
Waterford Core REIT LP	82-2646233	SUBSIDIARY
Waterford Core 800 REIT General Partner LLC		SUBSIDIARY
Waterford Core 800 REIT LP	84-3541603	SUBSIDIARY
Waterford Core General Partner LLC		SUBSIDIARY
Waterford Core Operating LP	47-5587163	SUBSIDIARY
Waterford Core II Operating LP	82-2663579	SUBSIDIARY
Waterford Core II General Partner LLC		SUBSIDIARY
TGA 10th Street Business Park LLC	84-3332496	SUBSIDIARY
TGA 127-137 Franklin LLC	82-1645257	SUBSIDIARY
TGA 26600 26700 Aliso Viejo Parkway LLC	87-1739826	SUBSIDIARY
TGA 299 Franklin LLC	81-2769108	SUBSIDIARY
TGA 600 College Road LLC	81-3988795	SUBSIDIARY
TGA 730 Third Avenue Owner LLC	83-2548459	SUBSIDIARY
TGA 8500 8551 Research Way LLC	87-1740428	SUBSIDIARY
TGA 3401 North Ashton Blvd LLC	83-2957526	SUBSIDIARY
TGA 3851 Grandpaine Way LLC	82-4830474	SUBSIDIARY
TGA APAC Fund Holdings, LLC	82-2225812	SUBSIDIARY
TGA Real Estate Fund Holdings, LLC		SUBSIDIARY
Asia Pacific Cities Fund, FCP		SUBSIDIARY
TGA ASI Monte Vista Investor Member LLC	86-3673675	SUBSIDIARY
TGA ASI Riverstone Investor Member LLC	86-2376987	SUBSIDIARY
TGA Auburn Business Park LLC	84-3830265	SUBSIDIARY
TGA Aurora DC III LLC	84-3285557	SUBSIDIARY
TGA Baltimore IC LLC	84-3475931	SUBSIDIARY
TGA Barnes Canyon Life Science LLC	83-1851559	SUBSIDIARY
TGA PC MCF Investor Member LLC	85-3076626	SUBSIDIARY
TGA Beckwith Farms LLC	84-3303586	SUBSIDIARY
TGA Boulder Creek LLC	85-4073425	SUBSIDIARY
TGA Bridge Creek LLC	85-4073222	SUBSIDIARY
TGA Cactus DC I LLC	84-2939313	SUBSIDIARY
TGA Cactus DC II LLC	84-2939493	SUBSIDIARY
TGA Capital Beltway CC LLC	84-3523623	SUBSIDIARY
TGA Central Square DC LLC	84-3487859	SUBSIDIARY
TGA Centerpointe LLC	84-3314029	SUBSIDIARY
TGA Central Green LLC	83-3799476	SUBSIDIARY

(34) Adeoti Empreendimentos Imobiliários Ltda is ultimately controlled and owned entirely by TIAA, with 51% of ownership with T-C JK I, LLC and 49% of ownership with T-C JK II, LLC

(13) European Cities Partnership SCSp is owned 29.8% by T-C Lux Investments Special Limited Partnership and 1% by European Cities Partnership (GP) S.à.r.l.

(21) Global Real Estate Debt Partners – Fund I (UK) SCSp is controlled by TIAA, which owns 36.3%. T-C Lux Investments Special Limited Partnership, which is 100% owned by TIAA, owns 24.3%.

(35) Waterford Blue Lagoon LP is controlled by TIAA, and partially owned indirectly by T-C Waterford Blue Lagoon LLC, which owns 50%, and T-C Waterford Blue Lagoon General Partner, LLC, which owns 1%.

(36) Asia Pacific Cities Fund, FCP is owned 23.98% by TGA APAC Fund Holdings, LLC and 23.98% by TGA Real Estate Fund Holdings, LLC

SCHEDULE Y - INFORMATION CONCERNING ACTIVITIES OF INSURER MEMBERS OF A HOLDING COMPANY GROUP
PART 1 - ORGANIZATIONAL CHART

STATEMENT AS OF SEPTEMBER 30, 2021 OF THE TIAA-CREF LIFE INSURANCE COMPANY

LISTING 3 (CONTINUED):

COMPANY	FEIN	RELATIONSHIP	COMPANY	FEIN	RELATIONSHIP	COMPANY	FEIN	RELATIONSHIP
TEFF Holdco LLC	81-2146865	SUBSIDIARY	TGA East Coronado Industrial LLC	84-3740496	SUBSIDIARY	TGA Montague Investor Member, LLC	81-4232788	SUBSIDIARY
TIAA European Farmland Fund GP LP	98-1310748	SUBSIDIARY	TGA East Miraloma Industrial LLC	84-3740590	SUBSIDIARY	RCD TGA Pierrepoint Partners LLC		SUBSIDIARY
TIAA European Farmland Fund LP	98-1310748	SUBSIDIARY	TGA Eastridge Investor Member LLC	87-1762569	SUBSIDIARY	TGA Montrose Residences Investor Member, LLC	81-3542251	SUBSIDIARY
TEFF Holding S a r l		SUBSIDIARY	TGA King EastRidge Venture LLC		SUBSIDIARY	The Residences at La Colombe d'Or Investors LLC	81-2872565	SUBSIDIARY
TEFF Investments B.V.		SUBSIDIARY	TGA King EastRidge Owner LLC		SUBSIDIARY	TGA MS Self Storage Investor Member LLC	83-1916152	SUBSIDIARY
Areal II Spolka z o.o.		SUBSIDIARY	TGA Emerald Corporate Park LLC	84-3740669	SUBSIDIARY	Montmar NRE Self Storage Portfolio LLC	83-2378683	SUBSIDIARY
Hodowla Zwierzat Zarodowych Choczewo Spolka z o.o.		SUBSIDIARY	TGA Englewood DC LLC	84-3502383	SUBSIDIARY	MSC Bentonville, LLC		SUBSIDIARY
Hodowla Zwierzat Zarodowych Wierzhucino Spolka z o.o.		SUBSIDIARY	TGA Enterprise Park Business Center LLC	85-4076202	SUBSIDIARY	MSC Boerne, LLC		SUBSIDIARY
Hodowla Zwierzat Zarodowych Zamowiec Spolka z o.o.		SUBSIDIARY						
Dangro Invest SA		SUBSIDIARY	Eagle GPCo S a r l		SUBSIDIARY	MSC Carolina's, LLC		SUBSIDIARY
AGAT Spolka z o.o.		SUBSIDIARY	Eagle Partnership SCSp		SUBSIDIARY	MSC Dam Storage, LLC		SUBSIDIARY
AGRA Spolka z o.o.		SUBSIDIARY	Eagle JVCo S a r l		SUBSIDIARY	MSC Evans Rd, LLC		SUBSIDIARY
AGRAMAX Spolka z o.o.		SUBSIDIARY	CB Krieau Dzwei GmbH		SUBSIDIARY	MSC Greenhouse, LLC		SUBSIDIARY
AGRIFARM Spolka z o.o.		SUBSIDIARY	VIE Student House A GmbH & Co KG		SUBSIDIARY	MSC Highway 521 Storage, LLC		SUBSIDIARY
AGRO - DUBLIN SP. z o.o.		SUBSIDIARY	Eagle Austria Holdings S a r l		SUBSIDIARY	MSC Kemps Landing, LLC		SUBSIDIARY
AGROLAND Spolka z o.o.		SUBSIDIARY	VIE Student House A GmbH & Co KG		SUBSIDIARY	MSC Midtown Atlanta, LLC		SUBSIDIARY
AGROSERVICE Spolka z o.o.		SUBSIDIARY	Eagle Italy 1 S r l		SUBSIDIARY	MSC MTP, LLC		SUBSIDIARY
AMAL Spolka z o.o.		SUBSIDIARY	Studenthouse Rua Manuel Pereira, S A		SUBSIDIARY	MSC Peachtree, LLC		SUBSIDIARY
CISY Spolka z o.o.		SUBSIDIARY	Wroclaw Fabryczna 22 sp. z o.o.		SUBSIDIARY	MSC South End, LLC		SUBSIDIARY
KOLNO Spolka z o.o.		SUBSIDIARY				MSC Spring Branch, LLC		SUBSIDIARY
MILKOWO Sp. z o.o.		SUBSIDIARY	TGA Housing Holding S a r l		SUBSIDIARY	MSC SW Austin, LLC		SUBSIDIARY
SATOPY Spolka z o.o.		SUBSIDIARY	Blitz H21-612 GmbH		SUBSIDIARY	MSC Tallahassee, LLC		SUBSIDIARY
SEE-AGRO SP. z o.o.		SUBSIDIARY	TK Living GPCo Sarl		SUBSIDIARY	TK Living OfcOs Sarl, LLC		SUBSIDIARY
SOBIERADZ Spolka z o.o.		SUBSIDIARY	TK Living Partnership SCSp		SUBSIDIARY	TGA Near East LLC	83-4153778	SUBSIDIARY
Pzenrol SA		SUBSIDIARY	TK Living JVCo Sarl		SUBSIDIARY	TGA Nex Investor LLC	85-1291326	SUBSIDIARY
BUDUS Spolka z o.o.		SUBSIDIARY	Lotomint S.L.		SUBSIDIARY	TGA NJAHP Investor Member LLC	83-4139835	SUBSIDIARY
LOZICE Sp. z o.o.		SUBSIDIARY	Carminsin S.L.		SUBSIDIARY	TGA NJAHP II Investor Member LLC	84-4574378	SUBSIDIARY
OGARDY SP. z o.o.		SUBSIDIARY	Naraliso S.L.		SUBSIDIARY	TGA NYCAHP I Investor Member LLC	85-2859128	SUBSIDIARY
ROLA Spolka z o.o.		SUBSIDIARY	Sanfergar S.L.		SUBSIDIARY	TGA North Miller Industrial LLC	84-3740851	SUBSIDIARY
ROLPOL Spolka z o.o.		SUBSIDIARY	Tinesen S.L.		SUBSIDIARY	TGA North Orange Industrial LLC	84-3759605	SUBSIDIARY
ROLZBUD Spolka z o.o.		SUBSIDIARY	TGA FC Investor Member LLC		SUBSIDIARY	TGA O'Hare Logistics Center IV LLC	84-4774108	SUBSIDIARY
SZAFIR SP. z o.o.		SUBSIDIARY	Fenway Center Holding 1-2, LLC	82-2708488	SUBSIDIARY	TGA Oak View Mall LLC	83-1934291	SUBSIDIARY
WALICHNOWY Sp. z o.o.		SUBSIDIARY	Fenway Center Owner 1-2, LLC	82-2708488	SUBSIDIARY	TGA Octave Apartments LLC	85-3510351	SUBSIDIARY
ZIEMROL Spolka z o.o.		SUBSIDIARY	TGA Franklin Square IC II LLC	84-3523813	SUBSIDIARY	TGA Pacific Landing Phase I LLC	85-4366119	SUBSIDIARY
Adamas SA		SUBSIDIARY	TGA Freeport DC LLC	84-3332846	SUBSIDIARY	TGA Pacific Landing Phase II LLC	87-1595214	SUBSIDIARY
AMBER SP. z o.o.		SUBSIDIARY	TGA Greenstone Logistics Center LLC	84-3740749	SUBSIDIARY	TGA Park 355 LLC	84-3254652	SUBSIDIARY
CIESZYSLAW SP z o.o.		SUBSIDIARY	TGA Hagerstown DC LLC	84-3463522	SUBSIDIARY	TGA Park 55 LLC	84-3254103	SUBSIDIARY
JAROSLAWSKO I SP. z o.o.		SUBSIDIARY	TGA Hollins End LLC	84-3475313	SUBSIDIARY	TGA Park 88 LLC	84-3254979	SUBSIDIARY
JAROSLAWSKO II SP. z o.o.		SUBSIDIARY	TGA I-95 DC LLC	84-3523721	SUBSIDIARY	TGA PC Charleston Club Investor Member LLC		SUBSIDIARY
JASIONNO Spolka z o.o.		SUBSIDIARY	TGA Japan Holdings, LLC	81-3602072	SUBSIDIARY	TGA PC Richmond Investor Member LLC	87-2112453	SUBSIDIARY
OPAL SP z o.o.		SUBSIDIARY	TGA Japan Holdings Pte Ltd		SUBSIDIARY	TGA Peaceable Investor Member LLC		SUBSIDIARY
TETRYI SP. z o.o.		SUBSIDIARY	TGA Japan GK Holdings Pte Ltd		SUBSIDIARY	TGA Peaceable Investor Member II LLC		SUBSIDIARY
Gospodarstwo Okopy Sp. z o.o.		SUBSIDIARY	TGA Ginza 115 Holdings Pte Ltd		SUBSIDIARY	TGA Peaceable Investor Member III LLC		SUBSIDIARY
Agroph Bis Sp. z o.o.		SUBSIDIARY		84-3718861	SUBSIDIARY	TGA Pleasant Prairie Center LLC	83-3250233	SUBSIDIARY
Agroph Service Sp. z o.o.		SUBSIDIARY	TGA JL II Investor Member LLC	84-4376472	SUBSIDIARY	TGA Prairie Point LLC	84-3265859	SUBSIDIARY
Agroph Sp. z o.o.		SUBSIDIARY	TGA JL III CT Investor Member LLC	87-1280436	SUBSIDIARY	TGA Renton Park 405 LLC	84-3830675	SUBSIDIARY
Cieszonowice Solar Park sp. z o.o.		SUBSIDIARY		85-1292493	SUBSIDIARY	TGA Sandy Commerce Park LLC	83-2938932	SUBSIDIARY
Przedsiębiorstwo Rolne Okopy Sp. z o.o.		SUBSIDIARY	TGA Landover DC LLC	84-3523582	SUBSIDIARY	TGA Somersel IC I LLC	85-3467493	SUBSIDIARY
			TGA Maryland Farms Holdings LLC	84-4773958	SUBSIDIARY	TGA Somersel IC II LLC	84-3476142	SUBSIDIARY
TGA Central Square Investor Member LLC	84-4376282	SUBSIDIARY	U.S. Cities Office Fund Maryland Farms Co-Invest	84-4775239	SUBSIDIARY	TGA Sparrow Investor LLC	85-2863856	SUBSIDIARY
TGACSE Central Square Holdings LLC	84-4880676	SUBSIDIARY	TGA Lakes at Indian Creek Investor Member LLC	85-4075985	SUBSIDIARY	Sparrow Realty Investment I LLC	85-2574637	SUBSIDIARY
TGACSE Central Square LLC	84-4893448	SUBSIDIARY	TGA MH Investor Member LLC	84-2765297	SUBSIDIARY	Sparrow Realty Investment WHF, LLC		SUBSIDIARY
TGACSE Midwood Corners LLC	84-4923976	SUBSIDIARY	TGA MH III Investor Member LLC	84-2765297	SUBSIDIARY	SN Arizona LLC		SUBSIDIARY
TGACSE Morningside LLC	84-4893383	SUBSIDIARY	TGA MKP Member LLC	82-1169084	SUBSIDIARY	SN DFW LLC		SUBSIDIARY
TGACSE Triangle LLC	84-4924033	SUBSIDIARY	TGA MKP Venture LLC	82-1198745	SUBSIDIARY	SN SA LLC	86-1703020	SUBSIDIARY
TGA Connections at Athens Investor Member LLC	83-0780652	SUBSIDIARY	TGA MKP REIT LLC	82-1187131	SUBSIDIARY	SN Tampa, LLC		SUBSIDIARY
PEP-TH Athens, LLC	81-1892161	SUBSIDIARY	TGA MOB South Boerne LLC	85-3566018	SUBSIDIARY	Sparrow Homes US LLC	85-3330672	SUBSIDIARY
PEP Athens, LLC	83-1011298	SUBSIDIARY				TGA Sterling DC LLC	84-3255382	SUBSIDIARY
TGA Creekside Village Investor Member LLC	85-1065983	SUBSIDIARY				TGA TCA Durham Logistics Center LLC	87-1763268	SUBSIDIARY
						TGA TCA Durham Logistics Center LLC		SUBSIDIARY

(4) TIAA European Farmland Fund GP LP is ultimately controlled and owned entirely by TIAA, with 50% owned by Nuveen Alternative Services, LLC and 50% owned by TEFF Holdco LLC

(37) VIE Student House A GmbH & Co KG is controlled by TIAA, and partially owned indirectly by Eagle Austria Holdings S a r l., which owns 94%, and CB Krieau Dzwei GmbH, which owns 6%.

(38) U.S. Cities Office Fund Maryland Farms Co-Invest is ultimately controlled and owned entirely by TIAA, with 51% owned by USCOF Maryland Farms Holdings LLC and 49% owned by TGA Maryland Farms Holdings LLC.

SCHEDULE Y - INFORMATION CONCERNING ACTIVITIES OF INSURER MEMBERS OF A HOLDING COMPANY GROUP
PART 1 - ORGANIZATIONAL CHART

STATEMENT AS OF SEPTEMBER 30, 2021 OF THE TIAA-CREF LIFE INSURANCE COMPANY

LISTING 3 (CONTINUED):

COMPANY	FEIN	RELATIONSHIP	COMPANY	FEIN	RELATIONSHIP	COMPANY	FEIN	RELATIONSHIP
TGA SP-MPC Housing Investor Member LLC	83-2063402	SUBSIDIARY	TGA SS Self Storage Portfolio Investor Member LLC	86-1741788	SUBSIDIARY	TIAA GBS Holding LLC	81-1241294	SUBSIDIARY
TGA-SP Housing Venture I LLC	83-2147240	SUBSIDIARY	TGA SS Self Storage Tranche I Venture LP	87-2470916	SUBSIDIARY	TIAA GBS Singapore Holding Company Pte. Ltd.		SUBSIDIARY
TGA SP-MPC Housing Venture I LLC	83-2123785	SUBSIDIARY	TGA T1 SC Durbin Park LP		SUBSIDIARY	TIAA Global Business Services (India) Private Limited		SUBSIDIARY
MPSP Ashwood Homes LLC	83-1869400	SUBSIDIARY	TGA T1 SC Millenia LP		SUBSIDIARY	TIAA Global Ag Holdco LLC	27-5551198	SUBSIDIARY
MPSP Ashwood MHC LLC	83-1869494	SUBSIDIARY	TGA T1 SC San Marco LP		SUBSIDIARY	Global Agriculture AIV (US) LLC	45-5044364	SUBSIDIARY
MPSP Bellline Homes LLC	84-2331138	SUBSIDIARY	TGA T1 SC San Antonio LP		SUBSIDIARY	Global AG Properties USA LLC	45-1531685	SUBSIDIARY
MPSP Bellline Lender LLC	84-2345909	SUBSIDIARY	TGA SS Self Storage Portfolio Venture LP	86-1714431	SUBSIDIARY	Loma del Rio Vineyards, LLC	80-0843991	SUBSIDIARY
MPSP Bellline MHC LLC	84-2216330	SUBSIDIARY	TGA SC Bonita Springs LP	86-1623164	SUBSIDIARY	Sugarloaf Vineyard, LLC	46-2577906	SUBSIDIARY
MPSP Center Grove Homes LLC	83-1088601	SUBSIDIARY	TGA SC Gainesville LP		SUBSIDIARY	Global AG Properties II (US) LLC	46-1623451	SUBSIDIARY
MPSP Center Grove Lender LLC	83-2290040	SUBSIDIARY	TGA SC Columbus Veterans LP	86-1623724	SUBSIDIARY	Global AG Properties II USA LLC	47-1069783	SUBSIDIARY
MPSP Center Grove MHC LLC	83-1076792	SUBSIDIARY	TGA SC Columbus Ford LP	86-1624012	SUBSIDIARY	TIAA-CREF Global Agriculture LLC	27-5551341	SUBSIDIARY
MPSP Colinas South Homes LLC	84-2158715	SUBSIDIARY	TGA SC Global Indy I LP	86-1638763	SUBSIDIARY	Global AG Properties Australia Pty. Ltd.		SUBSIDIARY
MPSP Colinas South Lender LLC	84-2158791	SUBSIDIARY	TGA SC Indianapolis 29th Street LP	86-1638905	SUBSIDIARY	Global AG Properties Australia Trust		SUBSIDIARY
MPSP Colinas South MHC LLC	84-2169896	SUBSIDIARY	TGA SC Erie Avenue LP	86-1639097	SUBSIDIARY	Nova Gaia Brasil Participacao Ltda.		SUBSIDIARY
MPSP Estancia Homes LLC	84-2169973	SUBSIDIARY	TGA SC Kensington LP	86-1639231	SUBSIDIARY	Tellus Brasil Participaco S.A.		SUBSIDIARY
MPSP Estancia Lender LLC	84-2277681	SUBSIDIARY	TGA SC Germantown LP	86-1639333	SUBSIDIARY	Terraviva Brasil Participaco Ltda.		SUBSIDIARY
MPSP Estancia MHC LLC	84-1976109	SUBSIDIARY	TGA SC Lancaster LP	86-1676331	SUBSIDIARY	Tellus Brasil Participaco S.A.		SUBSIDIARY
MPSP Fairlane Oaks Homes LLC	83-4260197	SUBSIDIARY	TGA SC Beaumont LP	86-1676505	SUBSIDIARY	Agrobio Investimentos e Participações S.A.		SUBSIDIARY
MPSP Fairlane Oaks Lender LLC	83-4283444	SUBSIDIARY	TGA SC Glenn Heights LP	86-1676901	SUBSIDIARY	Cerpon Participações S.A.		SUBSIDIARY
MPSP Fairlane Oaks MHC LLC	83-2700633	SUBSIDIARY	TGA SC Hansboro Avenue LP	86-1677222	SUBSIDIARY	Nova Bialara Participacoes Agricolas S.A.		SUBSIDIARY
MPSP Lakeview Homes LLC	84-2290488	SUBSIDIARY	TGA The Apartments at Blakeney LLC	85-3509669	SUBSIDIARY	Tellus Bahia Propriedades Agricolas Ltda.		SUBSIDIARY
MPSP Lakeview Lender LLC	84-2319726	SUBSIDIARY	TGA The Warehouse At CH Investor Member LLC	84-2190346	SUBSIDIARY	Jatobá Propriedades Agricolas Ltda.		SUBSIDIARY
MPSP Lakeview MHC LLC	83-1213262	SUBSIDIARY	TGAP The Warehouse At CH LLC	84-3055701	SUBSIDIARY	Terra de Sol Propriedades Agricolas S.A.		SUBSIDIARY
MPSP Lemon Tree Homes LLC	83-2548459	SUBSIDIARY	TGAP The Warehouse At CH Owner LLC	84-3055465	SUBSIDIARY	Terrainvest Propriedades Agricolas S.A.		SUBSIDIARY
MPSP Mobile Gardens Homes LLC	83-1230821	SUBSIDIARY	TGA The Warehouse At Ch II Investor Member LLC	86-1749539	SUBSIDIARY	Tparone Participações S.A.		SUBSIDIARY
MPSP Mobile Gardens MHC LLC	83-1230714	SUBSIDIARY	TGAP The Warehouse at CH II LLC		SUBSIDIARY	Toperone Agricola S.A.		SUBSIDIARY
MPSP Parker Homes LLC	84-2379528	SUBSIDIARY	TGAP The Warehouse at CH II Owner LLC		SUBSIDIARY	Tpartwo Participações S.A.		SUBSIDIARY
MPSP Parker Lender LLC	84-2389423	SUBSIDIARY	TGA Tri-State Commerce Center LLC	84-3759437	SUBSIDIARY	Topertwo Agricola S.A.		SUBSIDIARY
MPSP Parker MHC LLC	84-2247177	SUBSIDIARY	TGA Twelve100 Apartments LLC	85-3917654	SUBSIDIARY	TIAA-CREF Global Agriculture BR, LLC	45-1502187	SUBSIDIARY
MPSP Seven Oaks Homes LLC	84-2277774	SUBSIDIARY	TGA University Parcels LLC	85-3554757	SUBSIDIARY	Nova Gaia Brasil Participaco Ltda.		SUBSIDIARY
MPSP Seven Oaks Lender LLC	84-2290439	SUBSIDIARY	TGA Van Dorens West LLC	84-3830895	SUBSIDIARY	Terraviva Brasil Participaco Ltda.		SUBSIDIARY
MPSP Seven Oaks MHC LLC	84-2198856	SUBSIDIARY	TGA Vista Point South LLC	84-3441798	SUBSIDIARY	TIAA-CREF Global Agriculture II LLC	47-0974399	SUBSIDIARY
MPSP Shiloh Lender LLC	83-2725391	SUBSIDIARY	TGA Westport Distribution Center LLC	84-2939589	SUBSIDIARY	TIAA-CREF Global Agriculture II BR, LLC	47-1062423	SUBSIDIARY
MPSP Shiloh MHC LLC	83-2700544	SUBSIDIARY	TGA Yorktown Apartments LLC	83-0723201	SUBSIDIARY	TGA Global Edco LLC	84-3527360	SUBSIDIARY
MPSP South Concho Homes LLC	84-2428644	SUBSIDIARY	TGAM Agribusiness Fund LP	81-1994278	SUBSIDIARY	TIAA Global Public Investments, LLC	26-3594208	SUBSIDIARY
MPSP South Concho Lender LLC	84-2436652	SUBSIDIARY	TIAA Administrative Services LLC	82-2826183	SUBSIDIARY	TIAA GTR HoldCo, LLC	46-3881813	SUBSIDIARY
MPSP South Concho MHC LLC	84-2261982	SUBSIDIARY	TIAA CLO I Ltd		SUBSIDIARY	Global Timber Resources LLC	46-3210500	SUBSIDIARY
MPSP Stonegate Homes LLC	83-2736822	SUBSIDIARY	TIAA CLO I LLC		SUBSIDIARY	Global Timber SA LLC	46-3909387	SUBSIDIARY
MPSP Stonegate Lender LLC	83-2736936	SUBSIDIARY	TIAA CLO I Holding, LLC		SUBSIDIARY	Global Timber Resources Colombia, S.A.S.		SUBSIDIARY
MPSP Stonegate MHC LLC	83-2725560	SUBSIDIARY	TIAA CLO III Ltd.		SUBSIDIARY	Global Timber International LLC	46-3899490	SUBSIDIARY
MPSP TC GH Homes LLC	84-2319873	SUBSIDIARY	TIAA CLO III LLC		SUBSIDIARY	Global Timber Spain, SL		SUBSIDIARY
MPSP TC GH Lender LLC	84-2331064	SUBSIDIARY	TIAA CLO IV Ltd.		SUBSIDIARY	Forestal Monterrey Colombia SAS	98-1206384	SUBSIDIARY
MPSP TC GH MHC LLC	84-2216156	SUBSIDIARY	TIAA CMBS I, LLC	13-4173396	SUBSIDIARY	Forestal GTR Chile Limitada		SUBSIDIARY
MPSP TC Sherman Homes LLC	84-2389479	SUBSIDIARY	TIAA CMBS I Trust	13-4173396	SUBSIDIARY	Monte Fresnos Asociacion Agraria de Responsabilidad LTDA		SUBSIDIARY
MPSP TC Sherman Lender LLC	84-2428588	SUBSIDIARY	TIAA Diversified Public Investments, LLC	47-4570655	SUBSIDIARY	Taurion Asociacion Agraria de Responsabilidad LTDA		SUBSIDIARY
MPSP TC Sherman MHC LLC	84-2245674	SUBSIDIARY	Everbank Funding, LLC	37-17181179	SUBSIDIARY	Taurion, S.A.		SUBSIDIARY
MPSP Wildwood Acres Homes LLC	84-2345969	SUBSIDIARY	TIAA, FSB	59-3531592	SUBSIDIARY	TIAA FSB Holding U.S.A.	90-0615631	SUBSIDIARY
MPSP Wildwood Acres Lender LLC	84-2361787	SUBSIDIARY	AMC Holding, Inc.	59-3547521	SUBSIDIARY	Global Timber NL, B.V.		SUBSIDIARY
MPSP Wildwood Acres MHC LLC	84-2239609	SUBSIDIARY	Customerone Financial Network, Inc.	43-1823879	SUBSIDIARY	GTR Brasil Participacoes Ltda		SUBSIDIARY
MPSP Wildwood Village Homes LLC	84-2361842	SUBSIDIARY	Business Property Lending, Inc.	36-1208070	SUBSIDIARY	Brasilwood Reforestamento S.A.		SUBSIDIARY
MPSP Wildwood Village Lender LLC	84-2379481	SUBSIDIARY	Elite Lender Services, Inc.	11-3642567	SUBSIDIARY	Brasilwood Terras Florestais S.A.		SUBSIDIARY
MPSP Wildwood Village MHC LLC	84-2239646	SUBSIDIARY	Tygris Commercial Financial Group, Inc.	61-1560018	SUBSIDIARY	Khaya Woods Investimentos Florestais LTDA		SUBSIDIARY
MPSP Windsong Homes LLC	83-2848324	SUBSIDIARY	TIAA Commercial Finance, Inc.	20-0716627	SUBSIDIARY	Mamoneira Agropastoril S.A.		AFFILIATE
MPSP Windsong Lender LLC	83-2848439	SUBSIDIARY	Tygris Asset Finance, Inc.	26-2483829	SUBSIDIARY	Jatoba Brasil Investimentos Florestais Ltda		SUBSIDIARY
MPSP Windsong MHC LLC	83-2861026	SUBSIDIARY				Paineira Investimentos Florestais S.A.		SUBSIDIARY
						IPOPEMA 95 Closed Investment Fund of Non-Public Assets		SUBSIDIARY
						EKO Topola Sp. z o.o.		SUBSIDIARY
						Bruno Resort Sp. z o.o.		SUBSIDIARY

(19) Loma del Rio Vineyards, LLC is ultimately controlled and owned entirely by TIAA, with 45% owned by Premiere Agricultural Properties, LLC and 55% owned by Global Ag Properties USA, LLC.

(39) Nova Gaia Brasil Participacao Ltda. is owned 99.99% by TIAA-CREF Global Agriculture LLC and 0.01% by TIAA-CREF Global Agriculture BR, LLC.

(40) Tellus Brasil Participaco S.A. is owned 48.9% by Terraviva Brasil Participaco Ltda. and 0.47% by Nova Gaia Brasil Participaco Ltda.

(41) Terraviva Brasil Participaco Ltda. is owned 99.99% by Nova Gaia Brasil Participaco Ltda. and 0.01% by TIAA-CREF Global Agriculture BR, LLC.

SCHEDULE Y - INFORMATION CONCERNING ACTIVITIES OF INSURER MEMBERS OF A HOLDING COMPANY GROUP
PART 1 - ORGANIZATIONAL CHART

STATEMENT AS OF SEPTEMBER 30, 2021 OF THE TIAA-CREF LIFE INSURANCE COMPANY

LISTING 3 (CONTINUED):

COMPANY	FEIN	RELATIONSHIP	COMPANY	FEIN	RELATIONSHIP
TIAA Infrastructure Investments, LLC	45-3479281	SUBSIDIARY	TIAA-CREF Redwood, LLC	20-5591124	SUBSIDIARY
730 Darwin Holdings LLC		SUBSIDIARY	TIAA Kapsick, LLC	20-5631854	SUBSIDIARY
730 Parking LLC	81-5307354	SUBSIDIARY	TIAA-CREF Tuition Financing, Inc.	13-4026557	SUBSIDIARY
730 Interpark, LLC	81-5302296	SUBSIDIARY	UK PPP Investments, LP		SUBSIDIARY
A-30 Canadian Transport Inc.		SUBSIDIARY	Wigg (Holdings) Limited		SUBSIDIARY
1867 Infrastructure Holdings Inc.		SUBSIDIARY	Wigg Investments Limited		SUBSIDIARY
1867 NA30 Holding Inc.		SUBSIDIARY	Merseylink (Holdings) Limited		AFFILIATE
1867 Nouvelle Autoroute 30 Inc.		AFFILIATE	Merseylink (Finance) Limited		AFFILIATE
1595 Toll Road, LLC	38-3857916	SUBSIDIARY	Merseylink (Issuer) plc		AFFILIATE
North American Sustainable Energy Fund, L.P.	46-5279686	SUBSIDIARY	Union Property Operations NRE III LLC	87-1101091	AFFILIATE
McCommas Bluff Holdings LLC		AFFILIATE	U.S. Cities Industrial Fund LP	36-4932527	AFFILIATE
Dallas Clean Energy, LLC		AFFILIATE	U.S. Cities Multifamily Fund LP	30-1108455	AFFILIATE
Dallas Clean Energy McCommas Bluff, LLC		AFFILIATE	U.S. Cities Office Fund LP		SUBSIDIARY
Energy Power Investment Company, LLC		SUBSIDIARY	U.S. Cities Office Fund REIT LLC	61-1914684	SUBSIDIARY
EPP Renewable Energy, LLC		SUBSIDIARY	U.S. Cities Office Fund Operating GP LLC		SUBSIDIARY
North American Sustainable Energy Fund GP, LLC		SUBSIDIARY	U.S. Cities Office Fund Operating LP	36-4919858	SUBSIDIARY
North American Sustainable Energy Manager, LLC		SUBSIDIARY	USCOF Maryland Farms Holdings LLC	84-4773752	SUBSIDIARY
TIAA Oil and Gas Investments, LLC	45-2665869	SUBSIDIARY	U.S. Cities Office Fund Maryland Farms Co-Invest	84-4775239	SUBSIDIARY (38)
Actgas, LLC	45-1286237	SUBSIDIARY	USCOF Maryland Farms Venture	45-3410649	SUBSIDIARY
Actoil Bakken, LLC	45-3164764	SUBSIDIARY	USCOF Mobius Operating Member LLC	87-1365205	SUBSIDIARY
Actoil Utica, LLC	46-3628993	SUBSIDIARY	USCOF Optical Court LLC	85-3371600	SUBSIDIARY
TIAA Realty, LLC	11-3519531	SUBSIDIARY	U.S. Cities Retail Fund LP	82-3970010	SUBSIDIARY
T-C 77 Central LLC	47-2249307	SUBSIDIARY	U.S. Cities Retail Fund REIT LLC	82-4016503	SUBSIDIARY
T-C 680 Belleville LLC	46-2678242	SUBSIDIARY	U.S. Cities Retail Fund Operating GP LLC	82-4069923	SUBSIDIARY
T-C Port Northwest Development, LLC		SUBSIDIARY	U.S. Cities Retail Fund Operating LP	82-4037905	SUBSIDIARY
TGA 70 Federal Street LLC	81-3961919	SUBSIDIARY	T-C 919 N. Michigan Avenue Retail, LLC	46-0750331	SUBSIDIARY
TIAA RFS, LLC	82-2885306	SUBSIDIARY	USCRF KRG JV Investor Member LLC		SUBSIDIARY
TIAA Advisory, LLC	82-2335773	SUBSIDIARY	KRG – USCRF Retail Portfolio LLC	37-1904986	SUBSIDIARY
TIAA-CREF Insurance Agency, LLC	20-2904312	SUBSIDIARY	KRG 951 & 41, LLC		SUBSIDIARY
TIAA Shared Services, LLC	85-3343718	SUBSIDIARY	KRG Livingston Center, LLC		SUBSIDIARY
TIAA SMA Strategies, LLC	81-2755014	SUBSIDIARY	KRG-USCRF Plaza Volente, LLC		SUBSIDIARY
TIAA-Stonepeak Investments I, LLC	45-3029655	SUBSIDIARY	U.S. Core-Plus Real Estate Debt Fund LP	82-3988257	SUBSIDIARY
TIAA-Stonepeak Investments II, LLC	45-3030923	SUBSIDIARY	CRED REIT Holdco LLC	47-1938723	SUBSIDIARY
TIAA Super Regional Mall Member Sub, LLC	45-3164764	SUBSIDIARY	CRED Glenhardie LLC	84-2113010	SUBSIDIARY
T-C Super Regional Mall Venture, LLC	46-4623585	SUBSIDIARY	CRED HQ LLC	85-1296109	SUBSIDIARY
T-C International Plaza REIT LLC	46-4653326	SUBSIDIARY	CRED REIT Holdco Alta LLC	86-3290456	SUBSIDIARY
T-C International Plaza Investor GP LLC	46-4680948	SUBSIDIARY	CRED REIT Holdco Hacienda LLC	87-1440716	SUBSIDIARY
T-C International Plaza Investor LP LLC	38-3173536	AFFILIATE	CRED REIT Holdco Phoenix Industrial LLC	87-0979505	SUBSIDIARY
Tampa Westshore Associates Limited Partnership	46-2713521	SUBSIDIARY	CRED REIT Holdco Seller, LLC	83-2024014	SUBSIDIARY
T-C Las Vegas Retail REIT LLC	46-2726147	SUBSIDIARY	CRED REIT Holdco TRS LLC	81-1392434	SUBSIDIARY
T-C Las Vegas Retail Investor LLC		AFFILIATE	CRED REIT Holdco Velocity LLC	81-1392434	SUBSIDIARY
Grand Canal Shoppes Holdings, LLC	45-3165203	SUBSIDIARY	CRED REIT Manager LLC	82-4800804	SUBSIDIARY
T-C Midwest REIT, LLC	45-2211957	SUBSIDIARY	CBUT/C, LLC	82-5347019	SUBSIDIARY
T-C Midwest Retail, LLC		SUBSIDIARY	CRED Sawtelle LLC	83-2267896	SUBSIDIARY
T-C Montgomery Mall REIT, LLC	45-3164998	SUBSIDIARY	CRED SJA 555 Mangum, LLC		SUBSIDIARY
T-C Montgomery Mall, LLC	27-4117159	SUBSIDIARY	95-4658637		SUBSIDIARY
Montgomery Mall of Maryland, LLC		SUBSIDIARY	CRED West Coast Industrial LLC	83-4107560	SUBSIDIARY
TIAA SynGas, LLC	45-1286386	SUBSIDIARY	U.S. Strategic Industrial Fund II LP	85-2116787	AFFILIATE
730 Catsolar, LLC	13-1624203	SUBSIDIARY	Western A Midwest TN, LLC	84-3440905	SUBSIDIARY
Catalina Solar Lessee Holdco, LLC		SUBSIDIARY	Winslow Growth Capital Fund II, L.P.	83-1931152	SUBSIDIARY
Catalina Solar Lessee, LLC		SUBSIDIARY	WRC Properties, LLC	51-0141732	SUBSIDIARY
SG Solutions, LLC	56-2492641	AFFILIATE			
AE Investor II, LLC	27-0195010	SUBSIDIARY			
TIAA Union Place Phase I, LLC	20-8892977	SUBSIDIARY			
Union Place Phase I, LLC	20-8281443	SUBSIDIARY			
TIAA Wind Investments, LLC	45-4486211	SUBSIDIARY			
Capistrano Wind Partners, LLC	45-3743502	AFFILIATE			
TIAA-CREF Individual & Institutional Services, LLC	55-0858739	SUBSIDIARY			
TIAA-CREF LPHC, LLC	20-8384004	SUBSIDIARY			
TIAA-CREF Real Property Fund GP, LLC	46-1191235	SUBSIDIARY			

(38) U.S. Cities Office Fund Maryland Farms Co-Invest is ultimately controlled and owned entirely by TIAA, with 51% owned by USCOF Maryland Farms Holdings LLC and 49% owned by TGA Maryland Farms Holdings LLC.

STATEMENT AS OF SEPTEMBER 30, 2021 OF THE TIAA-CREF LIFE INSURANCE COMPANY

SCHEDULE Y
PART 1A - DETAIL OF INSURANCE HOLDING COMPANY SYSTEM

1	2	3	4	5	6	7	8	9	10	11	12	13	14	15	16
Group Code	Group Name	NAIC Company Code	ID Number	Federal RSSD	CIK	Name of Securities Exchange if Publicly Traded (U.S. or International)	Names of Parent, Subsidiaries Or Affiliates	Domi-ciliary Location	Relation-ship to Reporting Entity	Directly Controlled by (Name of Entity/Person)	Type of Control (Ownership, Board, Management, Attorney-in-Fact, Influence, Other)	If Control is Ownership Provide Percentage	Ultimate Controlling Entity(ies)/Person(s)	Is an SCA Filing Re-quired? (Y/N)	*
			13-6110585	3792687			TIAA Board of Governors	.NY.	UIP					.N.	
1216	Teachers Insurance and Annuity Association of America	69345	13-1624203	1607170	315038		Teachers Insurance and Annuity Association of America	.NY.	UDP	TIAA Board of Governors	Ownership	100.000	TIAA Board of Governors	.N.	
			45-2401857	4618298			730 Holdings, LLC	.DE.	NIA	TIAA Board of Governors	Ownership	100.000	TIAA Board of Governors	.N.	
			13-6022042		777535		College Retirement Equities Fund	.NY.	NIA	CREF Board of Governors	Board		CREF Board of Governors	.N.	
1216	Teachers Insurance and Annuity Association of America	60142	13-3917848	4314415	1429401		TIAA-CREF Life Insurance Company	.NY.		Teachers Insurance and Annuity Association of America	Ownership	100.000	TIAA Board of Governors	.N.	
			47-1595484	4747826			Nuveen, LLC	.DE.	NIA	Teachers Insurance and Annuity Association of America	Ownership	100.000	TIAA Board of Governors	.N.	
			81-3407371	5042621			Nuveen Services, LLC	.DE.	NIA	Nuveen, LLC	Ownership	100.000	TIAA Board of Governors	.N.	
			13-3905273	4599865			TIAA-CREF Asset Management, LLC	.DE.	NIA	Nuveen, LLC	Ownership	100.000	TIAA Board of Governors	.N.	
			81-1272900	4952732			L&C Special Member Holdco, LLC	.DE.	NIA	TIAA-CREF Asset Management, LLC	Ownership	100.000	TIAA Board of Governors	.N.	
			46-3889185	4866932			GTR Special Member Holdco LLC	.DE.	NIA	TIAA-CREF Asset Management, LLC	Ownership	100.000	TIAA Board of Governors	.N.	
			81-4374969				TIAA International GP LLC	.DE.	NIA	TIAA-CREF Asset Management, LLC	Ownership	100.000	TIAA Board of Governors	.N.	
			13-3586142	4314303	887793		TIAA-CREF Investment Management, LLC	.DE.	NIA	TIAA-CREF Asset Management, LLC	Ownership	100.000	TIAA Board of Governors	.N.	
			46-3870972	4716541			Nuveen Alternative Holdings, LLC	.DE.	NIA	TIAA-CREF Asset Management, LLC	Ownership	100.000	TIAA Board of Governors	.N.	
			81-1467545	4974190			AGR Partners LLC	.DE.	NIA	Nuveen Alternative Holdings, LLC	Ownership	75.000	TIAA Board of Governors	.N.	
			36-4853278				AGR Services LLC	.DE.	NIA	Nuveen Alternative Holdings, LLC	Ownership	1.000	TIAA Board of Governors	.N.	100
			36-4853278				AGR Services LLC	.DE.	NIA	AGR Partners LLC	Ownership	99.000	TIAA Board of Governors	.N.	100
							AGR Special Opportunities GP, LLC	.DE.	NIA	AGR Partners LLC	Ownership	100.000	TIAA Board of Governors	.N.	
			83-4328253				Nuveen Agribusiness Fund III GP, LLC	.DE.	NIA	AGR Partners LLC	Ownership	100.000	TIAA Board of Governors	.N.	
			81-1870559	5010657			TGAM Agribusiness Fund GP LLC	.DE.	NIA	AGR Partners LLC	Ownership	100.000	TIAA Board of Governors	.N.	
			45-5558395	4724096			Beaver Investments Holdings, LLC	.DE.	NIA	Nuveen Alternative Holdings, LLC	Ownership	100.000	TIAA Board of Governors	.N.	
			80-0026976	4724108	1392090		GreenWood Resources, Inc.	.DE.	NIA	Beaver Investments Holdings, LLC	Ownership	100.000	TIAA Board of Governors	.N.	
				4961006			Greenwood Resources Brasil, Ltda.	.BRA.	NIA	GreenWood Resources, Inc.	Ownership	1.000	TIAA Board of Governors	.N.	200
			45-1875074	4724153			GreenWood Resources Capital Management, LLC	.DE.	NIA	GreenWood Resources, Inc.	Ownership	100.000	TIAA Board of Governors	.N.	
			20-8501127	4868413			GTFP GP, LLC	.DE.	NIA	GreenWood Resources, Inc.	Ownership	100.000	TIAA Board of Governors	.N.	
			20-8955976	4867863			GWR-GTFP Investment, LLC	.DE.	NIA	GreenWood Resources, Inc.	Ownership	100.000	TIAA Board of Governors	.N.	
			47-4557075	4887580			Greenwood Resources Forest Management, LLC	.DE.	NIA	GreenWood Resources, Inc.	Ownership	100.000	TIAA Board of Governors	.N.	
				4961006			Greenwood Resources Brasil, Ltda.	.BRA.	NIA	Greenwood Resources Forest Management, LLC	Ownership	99.000	TIAA Board of Governors	.N.	200
			98-1016335	4868404			GreenWood Resources Poland sp Z.o.o.	.POL.	NIA	Greenwood Resources Forest Management, LLC	Ownership	100.000	TIAA Board of Governors	.N.	
							GWR Uruguay S.A.	.URY.	NIA	Greenwood Resources Forest Management, LLC	Ownership	100.000	TIAA Board of Governors	.N.	
				4796600			Greenwood Resources Colombia SAS	.COL.	NIA	GreenWood Resources, Inc.	Ownership	100.000	TIAA Board of Governors	.N.	
			47-3158644	4844369			Churchill Asset Management LLC	.DE.	NIA	Nuveen Alternative Holdings, LLC	Ownership	75.000	TIAA Board of Governors	.N.	
			36-4851864	5083688			CAM HR Resources LLC	.DE.	NIA	Nuveen Alternative Holdings, LLC	Ownership	1.000	TIAA Board of Governors	.N.	300
			36-4851864	5083688			CAM HR Resources LLC	.DE.	NIA	Churchill Asset Management LLC	Ownership	99.000	TIAA Board of Governors	.N.	300
							CNV Investor GP, LLC	.DE.	NIA	Churchill Asset Management LLC	Ownership	100.000	TIAA Board of Governors	.N.	
			82-3187734				Churchill Agency Services LLC	.DE.	NIA	Churchill Asset Management LLC	Ownership	100.000	TIAA Board of Governors	.N.	
							Churchill Co-Invest Partners GP, LLC	.DE.	NIA	Churchill Asset Management LLC	Ownership	100.000	TIAA Board of Governors	.N.	
							Churchill Feeder Fund GP II S.a.r.l.	.LUX.	NIA	Churchill Asset Management LLC	Ownership	100.000	TIAA Board of Governors	.N.	
			83-1177850				Churchill Fund GP II LLC	.DE.	NIA	Churchill Asset Management LLC	Ownership	100.000	TIAA Board of Governors	.N.	
			98-1449979				Churchill Fund GP II S.a.r.l.	.LUX.	NIA	Churchill Asset Management LLC	Ownership	100.000	TIAA Board of Governors	.N.	
							Churchill Junior Capital Opportunities Fund II Carry-Co, LLC	.DE.	NIA	Churchill Asset Management LLC	Ownership	100.000	TIAA Board of Governors	.N.	
							Churchill Junior Capital Opportunities Fund II GP, LLC	.DE.	NIA	Churchill Asset Management LLC	Ownership	100.000	TIAA Board of Governors	.N.	
							Churchill Junior Capital Opportunities Fund II GP Sarl	.LUX.	NIA	Churchill Asset Management LLC	Ownership	100.000	TIAA Board of Governors	.N.	
			85-3272173				Churchill MMSLF Special GP LLC	.DE.	NIA	Churchill Asset Management LLC	Ownership	100.000	TIAA Board of Governors	.N.	
							Churchill Secondary Partners GP, LLC	.DE.	NIA	Churchill Asset Management LLC	Ownership	100.000	TIAA Board of Governors	.N.	
			82-0735838	5106484			Churchill Special Member LLC	.DE.	NIA	Churchill Asset Management LLC	Ownership	100.000	TIAA Board of Governors	.N.	

STATEMENT AS OF SEPTEMBER 30, 2021 OF THE TIAA-CREF LIFE INSURANCE COMPANY

SCHEDULE Y
PART 1A - DETAIL OF INSURANCE HOLDING COMPANY SYSTEM

1	2	3	4	5	6	7	8	9	10	11	12	13	14	15	16
Group Code	Group Name	NAIC Company Code	ID Number	Federal RSSD	CIK	Name of Securities Exchange if Publicly Traded (U.S. or International)	Names of Parent, Subsidiaries Or Affiliates	Domi-ciliary Location	Relation-ship to Reporting Entity	Directly Controlled by (Name of Entity/Person)	Type of Control (Ownership, Board, Management, Attorney-in-Fact, Influence, Other)	If Control is Owner-ship Provide Percen-tage	Ultimate Controlling Entity(ies)/Person(s)	Is an SCA Filing Re-quired? (Y/N)	*
			82-3784145				Churchill Warehouse LLC	DE	NIA	Churchill Asset Management LLC	Ownership	100.000	TIAA Board of Governors	N	
			81-1817732	5041615			Nuveen Churchill Administration LLC	DE	NIA	Churchill Asset Management LLC	Ownership	100.000	TIAA Board of Governors	N	
			45-5044435	4867658			TGAM Churchill Fund GP LLC	DE	NIA	Churchill Asset Management LLC	Ownership	100.000	TIAA Board of Governors	N	
			45-5044681	4867667			Global AG AIV (ON) GP, LLC	DE	NIA	Nuveen Alternative Holdings, LLC	Ownership	100.000	TIAA Board of Governors	N	
			47-1192644	4753564			Global Agriculture AIV (ON), LP	DE	NIA	Global AG AIV (ON) GP, LLC	Management		TIAA Board of Governors	N	
			47-1197292	4754776			Global Ag II AIV GP LLC	DE	NIA	Nuveen Alternative Holdings, LLC	Ownership	100.000	TIAA Board of Governors	N	
			47-1208361	4866969			Global Agriculture II AIV, LP	DE	NIA	Global Ag II AIV GP LLC	Management		TIAA Board of Governors	N	
			83-2245173				GTR Investor Fund GP LLC	DE	NIA	Nuveen Alternative Holdings, LLC	Ownership	100.000	TIAA Board of Governors	N	
							NAP Investors GP, LLC	DE	NIA	Nuveen Alternative Holdings, LLC	Ownership	100.000	TIAA Board of Governors	N	
							NCBDC Holdings LLC	DE	NIA	Nuveen Alternative Holdings, LLC	Ownership	100.000	TIAA Board of Governors	N	
							Nuveen Churchill Advisors LLC	DE	NIA	NCBDC Holdings LLC	Ownership	100.000	TIAA Board of Governors	N	
			45-4288013	4866941			Nuveen Alternatives Advisors, LLC	DE	NIA	Nuveen Alternative Holdings, LLC	Ownership	100.000	TIAA Board of Governors	N	
							Nuveen Churchill Direct Lending Corp.	MD	NIA	Nuveen Alternatives Advisors, LLC	Ownership	100.000	TIAA Board of Governors	N	
			82-1917856				TPS Investors GP, LLC	DE	NIA	Nuveen Alternatives Advisors, LLC	Ownership	100.000	TIAA Board of Governors	N	
			45-4288091	4801858			Nuveen Alternatives Services, LLC	DE	NIA	Nuveen Alternative Holdings, LLC	Ownership	100.000	TIAA Board of Governors	N	
				5041697			GAP II NZ GP Limited	NZL	NIA	Nuveen Alternatives Services, LLC	Ownership	100.000	TIAA Board of Governors	N	
			98-1310748	5041660			TIAA European Farmland Fund GP LP	CYM	NIA	Nuveen Alternatives Services, LLC	Ownership	50.000	TIAA Board of Governors	N	400
			47-1515836	4802819			TCAS Global Investments LLC	DE	NIA	Nuveen Alternatives Services, LLC	Ownership	100.000	TIAA Board of Governors	N	
			86-3136043				Nuveen CP Holdings 1 LLC	DE	NIA	Nuveen Alternative Holdings, LLC	Ownership	100.000	TIAA Board of Governors	N	
			47-5515604				Nuveen CP LLC	DE	NIA	Nuveen CP Holdings 1 LLC	Ownership	79.200	TIAA Board of Governors	N	500
			86-3147529				Nuveen CP Holdings 2 LLC	DE	NIA	Nuveen Alternative Holdings, LLC	Ownership	100.000	TIAA Board of Governors	N	
			47-5515604				Nuveen CP LLC	DE	NIA	Nuveen CP Holdings 2 LLC	Ownership	0.800	TIAA Board of Governors	N	500
			47-3234364				Greenworks Lending LLC	DE	NIA	Nuveen CP LLC	Ownership	100.000	TIAA Board of Governors	N	
							Greenworks SPV LLC	DE	NIA	Greenworks Lending LLC	Ownership	100.000	TIAA Board of Governors	N	
			35-2597261				PACEWell 1 LLC	DE	NIA	Greenworks Lending LLC	Ownership	100.000	TIAA Board of Governors	N	
							PACEWell 2 LLC	DE	NIA	Greenworks Lending LLC	Ownership	100.000	TIAA Board of Governors	N	
							PACEWell 3 LLC	DE	NIA	Greenworks Lending LLC	Ownership	100.000	TIAA Board of Governors	N	
			87-1326451				PACEWell 4 LLC	DE	NIA	Greenworks Lending LLC	Ownership	100.000	TIAA Board of Governors	N	
			46-4998151				PACE Financial Servicing LLC	DE	NIA	Nuveen CP LLC	Ownership	100.000	TIAA Board of Governors	N	
			84-1819349				Nuveen Global Farmland Fund GP, LLC	DE	NIA	Nuveen Alternative Holdings, LLC	Ownership	100.000	TIAA Board of Governors	N	
							Nuveen Global Farmland Fund Lux GP S.à r.l.	LUX	NIA	Nuveen Global Farmland Fund GP, LLC	Ownership	100.000	TIAA Board of Governors	N	
			84-5180164				Nuveen Global Impact Fund GP, LLC	DE	NIA	Nuveen Alternative Holdings, LLC	Ownership	100.000	TIAA Board of Governors	N	
							Nuveen Global Impact Fund Lux GP S.à r.l.	LUX	NIA	Nuveen Alternative Holdings, LLC	Ownership	100.000	TIAA Board of Governors	N	
			26-2719001	4313155			Nuveen International Holdings LLC	DE	NIA	Nuveen Alternative Holdings, LLC	Ownership	100.000	TIAA Board of Governors	N	
							Nuveen Canada Company	CAN	NIA	Nuveen International Holdings LLC	Ownership	100.000	TIAA Board of Governors	N	
							Nuveen Japan Co., Limited	JPN	NIA	Nuveen International Holdings LLC	Ownership	100.000	TIAA Board of Governors	N	
				5040579			Nuveen UK, Limited	GBR	NIA	Nuveen International Holdings LLC	Ownership	100.000	TIAA Board of Governors	N	
			81-4349631	5079083			TGAM Subsidiary HC LLC	DE	NIA	Nuveen International Holdings LLC	Ownership	100.000	TIAA Board of Governors	N	
			81-4290269	5079104			TGAM APAC LLC	DE	NIA	TGAM Subsidiary HC LLC	Ownership	33.300	TIAA Board of Governors	N	600
			81-4323796	5083718			TGAM HK HC LLC	DE	NIA	TGAM APAC LLC	Ownership	25.000	TIAA Board of Governors	N	700
				4908355			Nuveen Hong Kong Limited	HKG	NIA	TGAM HK HC LLC	Ownership	100.000	TIAA Board of Governors	N	
			81-4306975	5079113			TGAM Asia LLC	DE	NIA	TGAM Subsidiary HC LLC	Ownership	33.300	TIAA Board of Governors	N	800
			81-4323796	5083718			TGAM HK HC LLC	DE	NIA	TGAM Asia LLC	Ownership	25.000	TIAA Board of Governors	N	700
			81-4499397	5079122			TIAA International APAC LLC	DE	NIA	TGAM Subsidiary HC LLC	Ownership	33.300	TIAA Board of Governors	N	900
			81-4323796	5083718			TGAM HK HC LLC	DE	NIA	TIAA International APAC LLC	Ownership	25.000	TIAA Board of Governors	N	700
			81-4359164	5079131			TIAA International Asia LLC	DE	NIA	TGAM Subsidiary HC LLC	Ownership	33.300	TIAA Board of Governors	N	1000
			81-4323796	5083718			TGAM HK HC LLC	DE	NIA	TIAA International Asia LLC	Ownership	25.000	TIAA Board of Governors	N	700
			81-4390558	5079092			TIAA International Subsidiary HC LLC	DE	NIA	Nuveen International Holdings LLC	Ownership	100.000	TIAA Board of Governors	N	
			81-4290269	5079104			TGAM APAC LLC	DE	NIA	TIAA International Subsidiary HC LLC	Ownership	33.300	TIAA Board of Governors	N	600
			81-4306975	5079113			TGAM Asia LLC	DE	NIA	TIAA International Subsidiary HC LLC	Ownership	33.300	TIAA Board of Governors	N	800
			81-4499397	5079122			TIAA International APAC LLC	DE	NIA	TIAA International Subsidiary HC LLC	Ownership	33.300	TIAA Board of Governors	N	900
			81-4359164	5079131			TIAA International Asia LLC	DE	NIA	TIAA International Subsidiary HC LLC	Ownership	33.300	TIAA Board of Governors	N	1000
			81-4290269	5079104			TGAM APAC LLC	DE	NIA	Nuveen International Holdings LLC	Ownership	33.300	TIAA Board of Governors	N	600
			81-4306975	5079113			TGAM Asia LLC	DE	NIA	Nuveen International Holdings LLC	Ownership	33.300	TIAA Board of Governors	N	800

SCHEDULE Y

PART 1A - DETAIL OF INSURANCE HOLDING COMPANY SYSTEM

1	2	3	4	5	6	7	8	9	10	11	12	13	14	15	16
Group Code	Group Name	NAIC Company Code	ID Number	Federal RSSD	CIK	Name of Securities Exchange if Publicly Traded (U.S. or International)	Names of Parent, Subsidiaries Or Affiliates	Domi-ciliary Location	Relation-ship to Reporting Entity	Directly Controlled by (Name of Entity/Person)	Type of Control (Ownership, Board, Management, Attorney-in-Fact, Influence, Other)	If Control is Ownership Provide Per-centage	Ultimate Controlling Entity(ies)/Person(s)	Is an SCA Filing Re-quired? (Y/N)	*
			81-4493937	5079122			TIAA International APAC LLC	DE	NIA	Nuveen International Holdings LLC	Ownership.....	33.300	TIAA Board of Governors	N	900
			81-4359164	5079131			TIAA International Asia LLC	DE	NIA	Nuveen International Holdings LLC	Ownership.....	33.300	TIAA Board of Governors	N	1000
							Nuveen Junior Capital Opportunities Fund GP S.à r.l.	LUX	NIA	Nuveen Alternative Holdings, LLC	Ownership.....	100.000	TIAA Board of Governors	N	
			81-4262460	5079074			Nuveen Real Estate Global LLC	DE	NIA	Nuveen Alternative Holdings, LLC	Ownership.....	100.000	TIAA Board of Governors	N	
			26-2748598	4601487			Nuveen Global Investments LLC	DE	NIA	Nuveen Real Estate Global LLC	Ownership.....	100.000	TIAA Board of Governors	N	
			82-2986445				Nuveen GP Holding Company LLC	DE	NIA	Nuveen Real Estate Global LLC	Ownership.....	100.000	TIAA Board of Governors	N	
			82-4598778				Nuveen CRED GP Member LLC	DE	NIA	Nuveen GP Holding Company LLC	Ownership.....	100.000	TIAA Board of Governors	N	
			82-3751720				CRED GP LLC	DE	NIA	Nuveen CRED GP Member LLC	Ownership.....	50.000	TIAA Board of Governors	N	
			85-2413081				CRED Rated Feeder GP LLC	DE	NIA	CRED GP LLC	Ownership.....	100.000	TIAA Board of Governors	N	
							Nuveen Real Estate U.S. Strategic Alternatives Fund I GP LLC	DE	NIA	Nuveen GP Holding Company LLC	Ownership.....	100.000	TIAA Board of Governors	N	
			86-1561520				Nuveen Real Estate U.S. Strategic Alternatives Fund I LP	DE	NIA	Nuveen Real Estate U.S. Strategic Alternatives Fund I GP LLC	Ownership.....	100.000	TIAA Board of Governors	N	
			86-1702891				Nuveen Real Estate U.S. Strategic Alternatives Fund I LP	DE	NIA	Nuveen Real Estate U.S. Strategic Alternatives Fund I LP	Ownership.....	100.000	TIAA Board of Governors	N	
							Nuveen Real Estate U.S. Strategic Alternatives Fund I Holding Company LLC	DE	NIA	Nuveen Real Estate U.S. Strategic Alternatives Fund I LP	Ownership.....	100.000	TIAA Board of Governors	N	
			86-1560063				Nuveen Real Estate U.S. Strategic Alternatives Fund I Holding Company LLC	DE	NIA	Nuveen Real Estate U.S. Strategic Alternatives Fund I LP	Ownership.....	100.000	TIAA Board of Governors	N	
							Nuveen Real Estate U.S. Strategic Alternatives Fund I SFR Holding Company LLC	DE	NIA	Nuveen Real Estate U.S. Strategic Alternatives Fund I Holding Company LLC	Ownership.....	100.000	TIAA Board of Governors	N	
							Nuveen Real Estate U.S. Strategic Alternatives Fund I SFR Holding Company LLC	DE	NIA	Nuveen Real Estate U.S. Strategic Alternatives Fund I Holding Company LLC	Ownership.....	100.000	TIAA Board of Governors	N	
							SAF SFR Investor Member LLC	DE	NIA	Nuveen Real Estate U.S. Strategic Alternatives Fund I Holding Company LLC	Ownership.....	100.000	TIAA Board of Governors	N	
							Nuveen Real Estate U.S. Strategic Alternatives Fund I Holding Company LLC	DE	NIA	Nuveen Real Estate U.S. Strategic Alternatives Fund I Holding Company LLC	Ownership.....	100.000	TIAA Board of Governors	N	
			87-1593045				SAF MOB Amarillo Member LLC	DE	NIA	Nuveen Real Estate U.S. Strategic Alternatives Fund I Holding Company LLC	Ownership.....	100.000	TIAA Board of Governors	N	
			87-1593124				SAF MOB Amarillo Member LLC	DE	NIA	SAF MOB Amarillo Member LLC	Ownership.....	90.000	TIAA Board of Governors	N	
							SAFNB MOB Amarillo Venture LLC	DE	NIA	SAF MOB Amarillo Member LLC	Ownership.....	100.000	TIAA Board of Governors	N	
							NX Amarillo MOB LLC	DE	NIA	SAFNB MOB Amarillo Venture LLC	Ownership.....	100.000	TIAA Board of Governors	N	
							U.S. Cities Office Fund GP LLC	DE	NIA	Nuveen GP Holding Company LLC	Ownership.....	100.000	TIAA Board of Governors	N	
			35-2633108				U.S. Cities Multifamily Fund GP LLC	DE	NIA	Nuveen GP Holding Company LLC	Ownership.....	100.000	TIAA Board of Governors	N	
			82-4054235				U.S. Cities Retail Fund GP LLC	DE	NIA	Nuveen GP Holding Company LLC	Ownership.....	100.000	TIAA Board of Governors	N	
			85-2037572				U.S. Strategic Industrial Fund II GP LLC	DE	NIA	Nuveen GP Holding Company LLC	Ownership.....	100.000	TIAA Board of Governors	N	
			85-2857187				Nuveen Imajn Holdings Member LLC	DE	NIA	Nuveen Real Estate Global LLC	Ownership.....	100.000	TIAA Board of Governors	N	
							Imajn Homes Holdings, LLC	DE	NIA	Nuveen Imajn Holdings Member LLC	Ownership.....	72.000	TIAA Board of Governors	N	
							Imajn Services LLC	DE	NIA	Imajn Homes Holdings, LLC	Ownership.....	100.000	TIAA Board of Governors	N	
							Imajn Asset Manager LLC	DE	NIA	Imajn Homes Holdings, LLC	Ownership.....	100.000	TIAA Board of Governors	N	
							Sparrow Realty Investment I Managing Member LLC	DE	NIA	Imajn Homes Holdings, LLC	Ownership.....	100.000	TIAA Board of Governors	N	
			85-2603852				Nuveen Permian Investor Asset Manager Member LLC	DE	NIA	Imajn Homes Holdings, LLC	Ownership.....	100.000	TIAA Board of Governors	N	
			81-5466713	5157909			Nuveen Permian Investor Asset Manager Member LLC	DE	NIA	Nuveen Real Estate Global LLC	Ownership.....	100.000	TIAA Board of Governors	N	
							Nuveen Real Estate Global Cities Advisors LLC	DE	NIA	Nuveen Permian Investor Asset Manager Member LLC	Ownership.....	50.000	TIAA Board of Governors	N	
			82-0631410				Permian Investor Asset Manager LLC	DE	NIA	Member LLC	Ownership.....	100.000	TIAA Board of Governors	N	
							Nuveen Real Estate Global Cities Advisors LLC	DE	NIA	Nuveen Real Estate Global LLC	Ownership.....	100.000	TIAA Board of Governors	N	
			82-3426937				Nuveen Real Estate Project Management Services LLC	DE	NIA	Nuveen Real Estate Global LLC	Ownership.....	100.000	TIAA Board of Governors	N	
			84-2502695				TIAA International Holdings 1 Limited	GBR	NIA	Nuveen Real Estate Global LLC	Ownership.....	100.000	TIAA Board of Governors	N	
			46-1162850	4617620			Clean Energy Partners HoldCo LLP	GBR	NIA	Nuveen Real Estate Global LLC	Ownership.....	1.000	TIAA Board of Governors	N	1100
							Clean Energy Partners HoldCo LLP	GBR	NIA	TIAA International Holdings 1 Limited	Ownership.....	100.000	TIAA Board of Governors	N	
			46-1163394	4617639			TIAA International Holdings 2 Limited	GBR	NIA	Nuveen Real Estate Global LLC	Ownership.....	100.000	TIAA Board of Governors	N	
							Clean Energy Partners HoldCo LLP	GBR	NIA	Nuveen Real Estate Global LLC	Ownership.....	99.000	TIAA Board of Governors	N	1100
							Clean Energy Partners LLP	GBR	NIA	TIAA International Holdings 2 Limited	Ownership.....	100.000	TIAA Board of Governors	N	
							Glennmont Asset Management Limited	GBR	NIA	Clean Energy Partners HoldCo LLP	Ownership.....	100.000	TIAA Board of Governors	N	
							Clean Energy Partners CEP 2012 Limited	GBR	NIA	Glennmont Asset Management Limited	Ownership.....	100.000	TIAA Board of Governors	N	
							Glennmont Partners I Limited	GBR	NIA	Clean Energy Partners CEP 2012 Limited	Ownership.....	100.000	TIAA Board of Governors	N	
							Clean Energy Partners CEP Services Limited	GBR	NIA	Glennmont Asset Management Limited	Ownership.....	100.000	TIAA Board of Governors	N	
							Glennmont Partners III S.à r.l.	LUX	NIA	Glennmont Asset Management Limited	Ownership.....	100.000	TIAA Board of Governors	N	
							Glennmont Partners IV S.à r.l.	LUX	NIA	Glennmont Asset Management Limited	Ownership.....	100.000	TIAA Board of Governors	N	
							Glennmont REBS Europe S.à r.l.	LUX	NIA	Glennmont Asset Management Limited	Ownership.....	100.000	TIAA Board of Governors	N	

STATEMENT AS OF SEPTEMBER 30, 2021 OF THE TIAA-CREF LIFE INSURANCE COMPANY

SCHEDULE Y

PART 1A - DETAIL OF INSURANCE HOLDING COMPANY SYSTEM

1	2	3	4	5	6	7	8	9	10	11	12	13	14	15	16
Group Code	Group Name	NAIC Company Code	ID Number	Federal RSSD	CIK	Name of Securities Exchange if Publicly Traded (U.S. or International)	Names of Parent, Subsidiaries Or Affiliates	Domi-ciliary Location	Relation-ship to Reporting Entity	Directly Controlled by (Name of Entity/Person)	Type of Control (Ownership, Board, Management, Attorney-in-Fact, Influence, Other)	If Control is Ownership Provide Percentage	Ultimate Controlling Entity(ies)/Person(s)	Is an SCA Filing Re-quired? (Y/N)	*
				4618074			TIAA International Holdings 3 LimitedGBR	NIA	TIAA International Holdings 2 Limited	Ownership.....	100.000	TIAA Board of GovernorsN	
			98-1125673	4617705			Nuveen Real Estate LimitedGBR	NIA	TIAA International Holdings 3 Limited	Ownership.....	99.000	TIAA Board of GovernorsN	1200
			98-1125673	4617705			Nuveen Real Estate LimitedGBR	NIA	TIAA International Holdings 1 Limited	Ownership.....	1.000	TIAA Board of GovernorsN	1200
			98-1127648	4618195			Nuveen Administration LtdGBR	NIA	Nuveen Real Estate Limited	Ownership.....	100.000	TIAA Board of GovernorsN	
			98-1128805	4618216			Nuveen Europe Holdings LimitedGBR	NIA	Nuveen Real Estate Limited	Ownership.....	100.000	TIAA Board of GovernorsN	
				4715964			Asia Pacific Cities Management SarlLUX	NIA	Nuveen Europe Holdings Limited	Ownership.....	100.000	TIAA Board of GovernorsN	
							Henderson European Retail Property Fund Management SarlLUX	NIA	Nuveen Europe Holdings Limited	Ownership.....	94.900	TIAA Board of GovernorsN	
				4715955			Nuveen Alternatives Europe S.à.r.lLUX	NIA	Nuveen Europe Holdings Limited	Ownership.....	100.000	TIAA Board of GovernorsN	
							Nuveen Asset Management Europe S.à.r.lLUX	NIA	Nuveen Europe Holdings Limited	Ownership.....	100.000	TIAA Board of GovernorsN	
				4715937			Nuveen Fund (Europe) Management SarlLUX	NIA	Nuveen Europe Holdings Limited	Ownership.....	100.000	TIAA Board of GovernorsN	
				4716756			Nuveen Fund Management (Jersey) LimitedJEY	NIA	Nuveen Europe Holdings Limited	Ownership.....	100.000	TIAA Board of GovernorsN	
				4716774			Nuveen Management AIFM LimitedGBR	NIA	Nuveen Europe Holdings Limited	Ownership.....	100.000	TIAA Board of GovernorsN	
							Nuveen Management Company (Luxembourg) No 1 SarlLUX	NIA	Nuveen Europe Holdings Limited	Ownership.....	94.900	TIAA Board of GovernorsN	
				4716765			Nuveen Property Management (Jersey) LimitedJEY	NIA	Nuveen Europe Holdings Limited	Ownership.....	100.000	TIAA Board of GovernorsN	
			98-1128787	4618243			Nuveen FCACO LtdGBR	NIA	Nuveen Real Estate Limited	Ownership.....	100.000	TIAA Board of GovernorsN	
				4716783			Nuveen Real Estate Management LtdGBR	NIA	Nuveen FCACO Ltd	Ownership.....	100.000	TIAA Board of GovernorsN	
				4716868			Nuveen Shopping Centre Verwaltungs GmbHDEU	NIA	Nuveen Real Estate Management Ltd	Ownership.....	100.000	TIAA Board of GovernorsN	
			98-1127632	4618261			Nuveen Group Holdings LtdGBR	NIA	Nuveen Real Estate Limited	Ownership.....	100.000	TIAA Board of GovernorsN	
							Anglo-Sino Henderson Investment Consultancy (Beijing) Co LimitedCHN	NIA	Nuveen Group Holdings Ltd	Ownership.....	100.000	TIAA Board of GovernorsN	
				4844015			CLOF II (GP) LimitedGBR	NIA	Nuveen Group Holdings Ltd	Ownership.....	100.000	TIAA Board of GovernorsN	
				4715311			CLOF II Vanquish LimitedJEY	NIA	CLOF II (GP) Limited	Ownership.....	100.000	TIAA Board of GovernorsN	
				5154010			CLOF II (No 1 GP) LimitedGBR	NIA	Nuveen Group Holdings Ltd	Ownership.....	100.000	TIAA Board of GovernorsN	
				4715263			CLOF II (No1 Nominee) LimitedGBR	NIA	CLOF II (No 1 GP) Limited	Ownership.....	100.000	TIAA Board of GovernorsN	
				4841304			CLOF II (No 2 GP) LimitedGBR	NIA	Nuveen Group Holdings Ltd	Ownership.....	100.000	TIAA Board of GovernorsN	
				4715281			CLOF II (No 3 GP) LimitedGBR	NIA	Nuveen Group Holdings Ltd	Ownership.....	100.000	TIAA Board of GovernorsN	
			98-1165678	4715302			Enhanced Debt Carry (GP) SarlLUX	NIA	Nuveen Group Holdings Ltd	Ownership.....	100.000	TIAA Board of GovernorsN	
				4908328			ERES APAC II (GP) S.à.r.lLUX	NIA	Nuveen Group Holdings Ltd	Ownership.....	100.000	TIAA Board of GovernorsN	
				5147003			ERES Europe II (GP) S.à.r.lLUX	NIA	Nuveen Group Holdings Ltd	Ownership.....	100.000	TIAA Board of GovernorsN	
							European Cities Partnership (GP) S.a.r.l.LUX	NIA	Nuveen Group Holdings Ltd	Ownership.....	100.000	TIAA Board of GovernorsN	
							European Cities Partnership SCSpLUX	NIA	European Cities Partnership (GP) S.a.r.l.	Influence.....		TIAA Board of GovernorsN	1300
				4841247			Islazul General Partner SarlLUX	NIA	Nuveen Group Holdings Ltd	Ownership.....	100.000	TIAA Board of GovernorsN	
				4715245			Matador LP General Partner LimitedGBR	NIA	Nuveen Group Holdings Ltd	Ownership.....	100.000	TIAA Board of GovernorsN	
				4912763			Nuveen Consulting (Shanghai) Co LtdCHN	NIA	Nuveen Group Holdings Ltd	Ownership.....	100.000	TIAA Board of GovernorsN	
							Nuveen Corporate Secretarial Services LimitedGBR	NIA	Nuveen Group Holdings Ltd	Ownership.....	100.000	TIAA Board of GovernorsN	
				4747059			Nuveen (France) SASFRA	NIA	Nuveen Group Holdings Ltd	Ownership.....	100.000	TIAA Board of GovernorsN	
				4715236			Nuveen Immobilien GmbHDEU	NIA	Nuveen Group Holdings Ltd	Influence.....		TIAA Board of GovernorsN	
				4715898			Nuveen Italy SrlITA	NIA	Nuveen Group Holdings Ltd	Ownership.....	100.000	TIAA Board of GovernorsN	
				4901244			Nuveen Management Austria GmbHAUT	NIA	Nuveen Group Holdings Ltd	Ownership.....	65.000	TIAA Board of GovernorsN	
				4715357			Nuveen Management Finland OyFIN	NIA	Nuveen Group Holdings Ltd	Ownership.....	100.000	TIAA Board of GovernorsN	
				4747152			Nuveen Operations LimitedGBR	NIA	Nuveen Group Holdings Ltd	Ownership.....	100.000	TIAA Board of GovernorsN	
				4841265			Nuveen Real Estate (Australia) Ltd.AUS	NIA	Nuveen Group Holdings Ltd	Ownership.....	100.000	TIAA Board of GovernorsN	
				4841256			Nuveen Real Estate Debt Partners (GP) SarlLUX	NIA	Nuveen Group Holdings Ltd	Ownership.....	100.000	TIAA Board of GovernorsN	
							Nuveen Real Estate Debt Partners II (GP) S.à.r.l.LUX	NIA	Nuveen Group Holdings Ltd	Ownership.....	100.000	TIAA Board of GovernorsN	
				5134816			Global Real Estate Debt Partners Fund II (UK) SCSpLUX	NIA	Nuveen Real Estate Debt Partners II (GP) S.à.r.l.	Influence.....		TIAA Board of GovernorsN	1400
							Nuveen Real Estate Debt Partners III (GP) S.à.r.l.LUX	NIA	Nuveen Group Holdings Ltd	Ownership.....	100.000	TIAA Board of GovernorsN	
				4715919			Nuveen Singapore Private LimitedSGP	NIA	Nuveen Group Holdings Ltd	Ownership.....	100.000	TIAA Board of GovernorsN	

SCHEDULE Y
PART 1A - DETAIL OF INSURANCE HOLDING COMPANY SYSTEM

1	2	3	4	5	6	7	8	9	10	11	12	13	14	15	16
Group Code	Group Name	NAIC Company Code	ID Number	Federal RSSD	CIK	Name of Securities Exchange if Publicly Traded (U.S. or International)	Names of Parent, Subsidiaries Or Affiliates	Domi-ciliary Location	Relation-ship to Reporting Entity	Directly Controlled by (Name of Entity/Person)	Type of Control (Ownership, Board, Management, Attorney-in-Fact, Influence, Other)	If Control is Ownership Provide Percen-tage	Ultimate Controlling Entity(ies)/Person(s)	Is an SCA Filing Re-quired? (Y/N)	*
				4715254			OMP (GP) Limited	.GBR	NIA	Nuveen Group Holdings Ltd	Ownership	100.000	TIAA Board of Governors	.N	
				4901235			T-C Lux Investments GP Sarl	.LUX	NIA	Nuveen Group Holdings Ltd	Ownership	100.000	TIAA Board of Governors	.N	
							TH Real Estate Limited	.GBR	NIA	Nuveen Group Holdings Ltd	Ownership	100.000	TIAA Board of Governors	.N	
			98-1014834	4617675			TIAA-CREF Luxembourg S.a.r.l.	.LUX	NIA	Nuveen Group Holdings Ltd	Ownership	100.000	TIAA Board of Governors	.N	
							Tokyo Multifamily GP PTE Ltd	.LUX	NIA	Nuveen Group Holdings Ltd	Ownership	100.000	TIAA Board of Governors	.N	
				4715272			UK OM (LP1) (GP) Limited	.GBR	NIA	Nuveen Group Holdings Ltd	Ownership	100.000	TIAA Board of Governors	.N	
				4841292			UK OM (LP1) Limited	.GBR	NIA	UK OM (LP1) (GP) Limited	Ownership	100.000	TIAA Board of Governors	.N	
				4715290			UK OM (LP2) (GP) Limited	.GBR	NIA	Nuveen Group Holdings Ltd	Ownership	100.000	TIAA Board of Governors	.N	
				4841283			UK OM (LP2) Limited	.GBR	NIA	UK OM (LP2) (GP) Limited	Ownership	100.000	TIAA Board of Governors	.N	
				4715320			UK OM (LP3) (GP) Limited	.GBR	NIA	Nuveen Group Holdings Ltd	Ownership	100.000	TIAA Board of Governors	.N	
				4841274			UK OM (LP3) Limited	.GBR	NIA	UK OM (LP3) (GP) Limited	Ownership	100.000	TIAA Board of Governors	.N	
				06-1217855	4680325		Nuveen Real Estate Property Holdings L.L.C.	.DE	NIA	Nuveen Alternative Holdings, LLC	Ownership	100.000	TIAA Board of Governors	.N	
							Nuveen Real Estate Property Holdings L.L.C.								
				30-0794692	4683559		Casa Partners VI GP, LLC	.DE	NIA	Nuveen Real Estate Property Holdings L.L.C.	Ownership	100.000	TIAA Board of Governors	.N	
							Nuveen Real Estate Property Holdings L.L.C.								
				47-5190671	4912772		Casa Partners VII GP, LLC	.DE	NIA	Nuveen Real Estate Property Holdings L.L.C.	Ownership	100.000	TIAA Board of Governors	.N	
							Nuveen Real Estate Property Holdings L.L.C.								
				82-4363605			CASA Partners VIII GP, LLC	.DE	NIA	Nuveen Real Estate Property Holdings L.L.C.	Ownership	100.000	TIAA Board of Governors	.N	
							Nuveen Real Estate Property Holdings L.L.C.								
				86-1845840			CASA Partners IX GP, LLC	.DE	NIA	Nuveen Real Estate Property Holdings L.L.C.	Ownership	100.000	TIAA Board of Governors	.N	
							Nuveen Real Estate Property Holdings L.L.C.								
				36-4477806	4681797		Global Investors GP, L.L.C.	.DE	NIA	Nuveen Real Estate Property Holdings L.L.C.	Ownership	100.000	TIAA Board of Governors	.N	
							Nuveen Real Estate Property Holdings L.L.C.								
				20-2537749	4681809		Global Investors GP II, L.L.C.	.DE	NIA	Nuveen Real Estate Property Holdings L.L.C.	Ownership	100.000	TIAA Board of Governors	.N	
							Nuveen Real Estate Property Holdings L.L.C.								
				20-3070768	4681818		Global Investors GP IV, L.L.C.	.DE	NIA	Nuveen Alternative Holdings, LLC	Ownership	100.000	TIAA Board of Governors	.N	
				26-3561391	4863539		TCAM DOF GP, LLC	.DE	NIA	Nuveen Alternative Holdings, LLC	Ownership	100.000	TIAA Board of Governors	.N	
				46-5367344	4747170		TCGA BT AIV, LLC	.DE	NIA	Nuveen Alternative Holdings, LLC	Ownership	100.000	TIAA Board of Governors	.N	
				45-5139523	4867368		TCGA Investor Fund GP, LLC	.DE	NIA	Nuveen Alternative Holdings, LLC	Ownership	100.000	TIAA Board of Governors	.N	
				47-3511076	4843278		TCGA II Investor Fund GP, LLC	.DE	NIA	Nuveen Alternative Holdings, LLC	Ownership	100.000	TIAA Board of Governors	.N	
				81-4330570			TGAM International GP LLC	.DE	NIA	Nuveen Alternative Holdings, LLC	Ownership	100.000	TIAA Board of Governors	.N	
				45-1532009	4801867		TIAA Global Ag Special Member LLC	.DE	NIA	Nuveen Alternative Holdings, LLC	Ownership	100.000	TIAA Board of Governors	.N	
				81-1749609	4843287		TIAA Global Ag II Special Member LLC	.DE	NIA	Nuveen Alternative Holdings, LLC	Ownership	100.000	TIAA Board of Governors	.N	
				47-3126089	4847388		T-C U.S. Super Regional Mall Fund GP LLC	.DE	NIA	Nuveen Alternative Holdings, LLC	Ownership	100.000	TIAA Board of Governors	.N	
				20-1394681	4314255		U.S. Cities Fund GP, LLC	.DE	NIA	Nuveen Alternative Holdings, LLC	Ownership	100.000	TIAA Board of Governors	.N	
				36-4922991			U.S. Cities Industrial Fund GP LLC	.DE	NIA	Nuveen Alternative Holdings, LLC	Ownership	100.000	TIAA Board of Governors	.N	
							Westchester Group Investment Management Holding Company, Inc.	.DE	NIA	Nuveen Alternative Holdings, LLC	Ownership	100.000	TIAA Board of Governors	.N	
				27-3416812	4312916		Westchester Group Investment Management, Inc.								
							Holding Company, Inc.	.DE	NIA	Nuveen Alternative Holdings, LLC	Ownership	100.000	TIAA Board of Governors	.N	
				27-3417683	4312925		Westchester Group Investment Management, Inc.	.DE	NIA	Westchester Group Investment Management Holding Company, Inc.	Ownership	100.000	TIAA Board of Governors	.N	
							Westchester Group Investment Management, Inc.								
				87-0735518	4746977		Plata Wine Partners, LLC	.CA	NIA	Westchester Group Investment Management, Inc.	Ownership	91.110	TIAA Board of Governors	.N	
							Westchester Group Investment Management, Inc.								
				37-1261935	4617693		Terra Land Co.	.IL	NIA	Westchester Group Investment Management, Inc.	Ownership	100.000	TIAA Board of Governors	.N	
							Westchester Group Investment Management, Inc.								
				37-6589484	4747200		The Plata Wine Partners Trust	.CA	NIA	Westchester Group Investment Management, Inc.	Ownership	100.000	TIAA Board of Governors	.N	
							Westchester Group Investment Management, Inc.								
				37-1193973	4618186		Westchester Group Farm Management, Inc.	.IL	NIA	Westchester Group Investment Management, Inc.	Ownership	100.000	TIAA Board of Governors	.N	
							Westchester Group Farm Management, Inc.								
							Westchester Group of Australia Pty Ltd.	.AUS	NIA	Westchester Group Investment Management, Inc.	Ownership	100.000	TIAA Board of Governors	.N	
							Westchester Group Chile Investment Management, SpA	.CHL	NIA	Westchester Group Investment Management, Inc.	Ownership	100.000	TIAA Board of Governors	.N	
							Westchester Group Investment Management, Inc.								
				4794482			Westchester Group of Europe Ltd.	.GBR	NIA	Westchester Group Investment Management, Inc.	Ownership	100.000	TIAA Board of Governors	.N	

STATEMENT AS OF SEPTEMBER 30, 2021 OF THE TIAA-CREF LIFE INSURANCE COMPANY

SCHEDULE Y
PART 1A - DETAIL OF INSURANCE HOLDING COMPANY SYSTEM

1	2	3	4	5	6	7	8	9	10	11	12	13	14	15	16
Group Code	Group Name	NAIC Company Code	ID Number	Federal RSSD	CIK	Name of Securities Exchange if Publicly Traded (U.S. or International)	Names of Parent, Subsidiaries Or Affiliates	Domi-ciliary Location	Relation-ship to Reporting Entity	Directly Controlled by (Name of Entity/Person)	Type of Control (Ownership, Board, Management, Attorney-in-Fact, Influence, Other)	If Control is Ownership Provide Percen-tage	Ultimate Controlling Entity(ies)/Person(s)	Is an SCA Filing Re-quired? (Y/N)	*
				4914730			Westchester Group SRL Westchester Group of Poland Sp. Z.o.o. Westchester Group SRL	.ROU .POL .ROU	NIA NIA NIA	Westchester Group of Europe Ltd. Westchester Group of Europe Ltd. Westchester Group of Poland Sp. Z.o.o.	Ownership Ownership Ownership	99.000 100.000 1.000	TIAA Board of Governors TIAA Board of Governors TIAA Board of Governors	.N .N .N	1500 1500
			37-1194491	4618225			Westchester Group Real Estate, Inc. Westchester Group South America Gestao de Investimentos Ltda Westchester Group South America Gestao de Investimentos Ltda	.IL .BRA .BRA	NIA NIA NIA	Westchester Group Investment Management, Inc. Westchester Group Real Estate, Inc. Westchester Group Investment Management, Inc.	Ownership Ownership Ownership	100.000 1.000 99.000	TIAA Board of Governors TIAA Board of Governors TIAA Board of Governors	.N .N .N	 1600 1600
			84-3766552				Westchester NGFF Investment LLC	.DE	NIA	Westchester Group Investment Management, Inc.	Ownership	100.000	TIAA Board of Governors	.N	
			47-1563437	4749941			Nuveen Finance, LLC	.DE	NIA	Nuveen, LLC	Ownership	100.000	TIAA Board of Governors	.N	
			81-3425820	5110025			Nuveen Holdings 1, Inc.	.DE	NIA	Nuveen Finance, LLC	Ownership	100.000	TIAA Board of Governors	.N	
			26-0373324	4767758			Nuveen Holdings, Inc.	.DE	NIA	Nuveen Holdings 1, Inc.	Ownership	100.000	TIAA Board of Governors	.N	
			36-3817266	3707551	885708		Nuveen Investments, Inc.	.DE	NIA	Nuveen Holdings, Inc.	Ownership	100.000	TIAA Board of Governors	.N	
			26-0627593	4774710			Gresham Asset Management LLC	.DE	NIA	Nuveen Investments, Inc.	Ownership	78.900	TIAA Board of Governors	.N	
			20-1930384	4349828			Gresham Investment Management LLC Gresham Investment Management Asia Pte. Ltd.	.DE .SGP	NIA NIA	Nuveen Investments, Inc. Gresham Investment Management LLC	Ownership Ownership	78.900 100.000	TIAA Board of Governors TIAA Board of Governors	.N .N	
			36-3293941				NIS/R&T, Inc.	.IL	NIA	Nuveen Investments, Inc.	Ownership	100.000	TIAA Board of Governors	.N	
			36-4839486	5153992			Nuveen Alternative Investments, LLC	.DE	NIA	Nuveen Investments, Inc.	Ownership	100.000	TIAA Board of Governors	.N	
			31-0942504	4774792	1311016		Nuveen Fund Advisors, LLC	.DE	NIA	Nuveen Investments, Inc.	Ownership	100.000	TIAA Board of Governors	.N	
			27-4357327	4781624	1521019		Nuveen Asset Management, LLC	.DE	NIA	Nuveen Fund Advisors, LLC	Ownership	100.000	TIAA Board of Governors	.N	
							Nuveen Funds GP I, LLC	.DE	NIA	Nuveen Asset Management, LLC	Ownership	100.000	TIAA Board of Governors	.N	
			83-4025630				Symphony Alternative Asset Management LLC	.DE	NIA	Nuveen Asset Management, LLC	Ownership	100.000	TIAA Board of Governors	.N	
			94-3252504				Symphony Risk Retention Finance LLC	.DE	NIA	Nuveen Asset Management, LLC	Ownership	100.000	TIAA Board of Governors	.N	
			30-1032009				SRR 1 LLC	.DE	NIA	Symphony Risk Retention Finance LLC	Ownership	51.000	TIAA Board of Governors	.N	
			36-7364377	4774783			Nuveen Investments Holdings, Inc.	.DE	NIA	Nuveen Investments, Inc.	Ownership	100.000	TIAA Board of Governors	.N	
			36-4709028	4774868	1602171		Nuveen NIQ Holdings, LLC	.DE	NIA	Nuveen Investments, Inc.	Ownership	100.000	TIAA Board of Governors	.N	
			30-0892190	4981189	1661847		NIQ Partners, LLC	.DE	NIA	Nuveen NIQ Holdings, LLC	Ownership	100.000	TIAA Board of Governors	.N	
			47-0875103	4776518	763848		NIQ Investment Management Company, LLC	.DE	NIA	NIQ Partners, LLC	Ownership	100.000	TIAA Board of Governors	.N	
			37-1695518	4774831	1602161		Nuveen WCM Holdings, LLC	.DE	NIA	Nuveen Investments, Inc.	Ownership	100.000	TIAA Board of Governors	.N	
			90-0860898	4776527	900973		Winslow Capital Management, LLC	.DE	NIA	Nuveen WCM Holdings, LLC	Ownership	100.000	TIAA Board of Governors	.N	
			81-0730906	5147021			Growth Capital GP I, LLC	.DE	NIA	Winslow Capital Management, LLC	Ownership	100.000	TIAA Board of Governors	.N	
			36-2639476	4775137	73387		Nuveen Securities, LLC	.DE	NIA	Nuveen Investments, Inc.	Ownership	100.000	TIAA Board of Governors	.N	
			20-3432117	4774822	1109426		Santa Barbara Asset Management, LLC	.DE	NIA	Nuveen Investments, Inc.	Ownership	100.000	TIAA Board of Governors	.N	
			13-3760073	4313306	939222		Teachers Advisors, LLC	.DE	NIA	Nuveen Finance, LLC	Ownership	100.000	TIAA Board of Governors	.N	
			82-1157427				Colinvest Member LLC	.DE	NIA	Teachers Advisors, LLC	Ownership	100.000	TIAA Board of Governors	.N	
							Nuveen TALF Opportunities GP, LLC	.DE	NIA	Teachers Advisors, LLC	Ownership	100.000	TIAA Board of Governors	.N	
			13-3987258	4599052			485 Properties, LLC	.DE	NIA	Teachers Insurance and Annuity Association of America	Ownership	100.000	TIAA Board of Governors	.N	
							730 Data Centers, LLC	.DE	NIA	Teachers Insurance and Annuity Association of America	Ownership	100.000	TIAA Board of Governors	.N	
			81-3091169	5026603			730 Aviator, LLC	.DE	NIA	730 Data Centers, LLC	Ownership	100.000	TIAA Board of Governors	.N	
			82-0793232	5154029			730 Databridge, LLC	.DE	NIA	730 Data Centers, LLC	Ownership	100.000	TIAA Board of Governors	.N	
			81-3106043	5036303			730 Fiber, LLC	.DE	NIA	Teachers Insurance and Annuity Association of America	Ownership	100.000	TIAA Board of Governors	.N	
							730 Power Development, LLC	.DE	NIA	Teachers Insurance and Annuity Association of America	Ownership	100.000	TIAA Board of Governors	.N	
			47-2616735	4801719			730 Carroll, LLC	.DE	NIA	730 Power Development, LLC	Ownership	100.000	TIAA Board of Governors	.N	
			47-2622825	4810784			730 Cricket, LLC	.DE	NIA	730 Power Development, LLC	Ownership	100.000	TIAA Board of Governors	.N	
				4949107			730 Telecom LLC	.DE	NIA	Teachers Insurance and Annuity Association of America	Ownership	100.000	TIAA Board of Governors	.N	

SCHEDULE Y
PART 1A - DETAIL OF INSURANCE HOLDING COMPANY SYSTEM

1	2	3	4	5	6	7	8	9	10	11	12	13	14	15	16
Group Code	Group Name	NAIC Company Code	ID Number	Federal RSSD	CIK	Name of Securities Exchange if Publicly Traded (U.S. or International)	Names of Parent, Subsidiaries Or Affiliates	Domi-ciliary Location	Relation-ship to Reporting Entity	Directly Controlled by (Name of Entity/Person)	Type of Control (Ownership, Board, Management, Attorney-in-Fact, Influence, Other)	If Control is Owner-ship Provide Percen-tage	Ultimate Controlling Entity(ies)/Person(s)	Is an SCA Filing Re-quired? (Y/N)	*
							730 Transmission, LLC	DE	NIA	Teachers Insurance and Annuity Association of America	Ownership	100.000	TIAA Board of Governors	N	
							730 Hotspur, LLC	DE	NIA	730 Transmission, LLC	Ownership	100.000	TIAA Board of Governors	N	
			13-4042885	4599801			730 Texas Forest Holdings, Inc.	DE	NIA	Teachers Insurance and Annuity Association of America	Ownership	100.000	TIAA Board of Governors	Y	
			51-0494351	4599838			730 Texas Timberlands II, Ltd.	TX	NIA	Teachers Insurance and Annuity Association of America	Ownership	99.500	TIAA Board of Governors	N	1700
			51-0494351	4599838			730 Texas Timberlands II, Ltd.	TX	NIA	730 Texas Forest Holdings, Inc.	Ownership	0.500	TIAA Board of Governors	N	1700
			13-4040842	4601722			TIAA Timberlands I, LLC	DE	NIA	Teachers Insurance and Annuity Association of America	Ownership	100.000	TIAA Board of Governors	N	
			13-4085431	4601740			TIAA Timberlands II, LLC	DE	NIA	Teachers Insurance and Annuity Association of America	Ownership	100.000	TIAA Board of Governors	N	
			13-4042888	4601713			730 Texas Timberlands, Ltd.	TX	NIA	TIAA Timberlands I, LLC	Ownership	99.500	TIAA Board of Governors	N	1800
			13-4042888	4601713			730 Texas Timberlands, Ltd.	TX	NIA	730 Texas Forest Holdings, Inc.	Ownership	0.500	TIAA Board of Governors	N	1800
			38-3847245	4602840			Actoil, LLC	DE	NIA	Teachers Insurance and Annuity Association of America	Ownership	100.000	TIAA Board of Governors	N	
			46-3373066	4602916			Actoil Colorado, LLC	DE	NIA	Teachers Insurance and Annuity Association of America	Ownership	100.000	TIAA Board of Governors	N	
				4651521			Great Western Petroleum LLC	DE	NIA	Actoil Colorado, LLC	Influence		TIAA Board of Governors	N	
			46-1952974	4599940			Broadleaf Timberland Investments, LLC	DE	NIA	Teachers Insurance and Annuity Association of America	Ownership	100.000	TIAA Board of Governors	N	
			26-4647417	4601768			Quercus Forestland Account, LLC	NC	NIA	Broadleaf Timberland Investments, LLC	Ownership	99.000	TIAA Board of Governors	N	
				4618346			Quercus Panama, LLC	DE	NIA	Quercus Forestland Account, LLC	Ownership	100.000	TIAA Board of Governors	N	
				4651503			Quercus Algoma Corporation	CAN	NIA	Quercus Forestland Account, LLC	Ownership	100.000	TIAA Board of Governors	N	
				4860538			Quercus Algoma Land Corporation	CAN	NIA	Quercus Algoma Corporation	Ownership	100.000	TIAA Board of Governors	N	
			46-2916514	4613426			Quercus West Virginia, LLC	DE	NIA	Quercus Forestland Account, LLC	Ownership	99.900	TIAA Board of Governors	N	
			47-2167228	4776451			Casa Student Housing Fund Holdings, LLC	DE	NIA	Teachers Insurance and Annuity Association of America	Ownership	100.000	TIAA Board of Governors	N	
			47-4455610	4990967			PEP-TH CASA Student Housing, LLC	DE	NIA	Casa Student Housing Fund Holdings, LLC	Ownership	90.000	TIAA Board of Governors	N	
			47-4455303	5194418			CSHF-PEP Purdue LLC	DE	NIA	PEP-TH CASA Student Housing, LLC	Ownership	100.000	TIAA Board of Governors	N	
			30-0965548	5195237			CSHF-PEP USF LLC	DE	NIA	PEP-TH CASA Student Housing, LLC	Ownership	100.000	TIAA Board of Governors	N	
			56-2672630	4600033			Ceres Agricultural Properties, LLC	DE	NIA	Teachers Insurance and Annuity Association of America	Ownership	100.000	TIAA Board of Governors	N	
			37-1555322	4601816			Premiere Agricultural Properties, LLC	DE	NIA	Ceres Agricultural Properties, LLC	Ownership	100.000	TIAA Board of Governors	N	
			80-0843991	4628596			Loma del Rio Vineyards, LLC	DE	NIA	Premiere Agricultural Properties, LLC	Ownership	45.000	TIAA Board of Governors	N	1900
			36-4620107	4601825			Premiere Columbia Properties, LLC	DE	NIA	Ceres Agricultural Properties, LLC	Ownership	100.000	TIAA Board of Governors	N	
			30-0449681	4601834			Premiere Farm Properties, LLC	DE	NIA	Ceres Agricultural Properties, LLC	Ownership	100.000	TIAA Board of Governors	N	
			26-3484719	4601843			Demeter Agricultural Properties II, LLC	DE	NIA	Ceres Agricultural Properties, LLC	Ownership	100.000	TIAA Board of Governors	N	
			26-0352203	4628372			International Agricultural Investors, LLC	DE	NIA	Ceres Agricultural Properties, LLC	Ownership	99.240	TIAA Board of Governors	N	
				4633321			IAI Australia Pty., Ltd.	AUS	NIA	International Agricultural Investors, LLC	Ownership	100.000	TIAA Board of Governors	N	
				4633330			IAI Australia Trust	AUS	NIA	International Agricultural Investors, LLC	Ownership	100.000	TIAA Board of Governors	N	
			26-0460488	4633358			IAI USA, LLC	DE	NIA	International Agricultural Investors, LLC	Ownership	100.000	TIAA Board of Governors	N	
			26-2745365	4628363			International Agricultural Investors Fund II, LLC	DE	NIA	Ceres Agricultural Properties, LLC	Ownership	99.000	TIAA Board of Governors	N	
				4633303			IAI Australia Fund II, Pty., Ltd.	AUS	NIA	International Agricultural Investors Fund II, LLC	Ownership	100.000	TIAA Board of Governors	N	
				4633312			IAI Australia Fund II Trust	AUS	NIA	International Agricultural Investors Fund II, LLC	Ownership	100.000	TIAA Board of Governors	N	
			26-2747755	4633349			IAI USA Fund II, LLC	DE	NIA	International Agricultural Investors Fund II, LLC	Ownership	100.000	TIAA Board of Governors	N	
							Churchill Junior Capital Opportunities Fund II, L.P.	DE	NIA	Teachers Insurance and Annuity Association of America	Management		TIAA Board of Governors	N	
			98-1402136				Churchill Middle Market CLO IV Ltd.	CYM	NIA	Teachers Insurance and Annuity Association of America	Ownership	100.000	TIAA Board of Governors	N	

SCHEDULE Y
PART 1A - DETAIL OF INSURANCE HOLDING COMPANY SYSTEM

1	2	3	4	5	6	7	8	9	10	11	12	13	14	15	16
Group Code	Group Name	NAIC Company Code	ID Number	Federal RSSD	CIK	Name of Securities Exchange if Publicly Traded (U.S. or International)	Names of Parent, Subsidiaries Or Affiliates	Domi-ciliary Location	Relation-ship to Reporting Entity	Directly Controlled by (Name of Entity/Person)	Type of Control (Ownership, Board, Management, Attorney-in-Fact, Influence, Other)	If Control is Ownership Provide Percen-tage	Ultimate Controlling Entity(ies)/Person(s)	Is an SCA Filing Re-quired? (Y/N)	*
			81-1810508	5041624			Churchill Middle Market Senior Loan Fund, LP	DE	NIA	Teachers Insurance and Annuity Association of America	Management		TIAA Board of Governors	N	
							Churchill Middle Market Senior Loan Fund III, LP	DE	NIA	Teachers Insurance and Annuity Association of America	Management		TIAA Board of Governors	N	
			81-2914954	5106457			CPF/UIR JV Member LLC	DE	NIA	Teachers Insurance and Annuity Association of America	Ownership	100.000	TIAA Board of Governors	N	
			81-2928112	5110034			CPF/UIR Joint Venture LLC	DE	NIA	CPF/UIR JV Member LLC	Ownership	51.000	TIAA Board of Governors	N	
			81-2955427	5110490			CPF 636 Sixth Avenue LLC	DE	NIA	CPF/UIR Joint Venture LLC	Ownership	100.000	TIAA Board of Governors	N	
			47-2264739	4785949			T-C 636 Sixth Avenue Retail LLC	DE	NIA	CPF 636 Sixth Avenue LLC	Ownership	100.000	TIAA Board of Governors	N	
			81-2982618	5110511			CPF 856 Market Street LLC	DE	NIA	CPF/UIR Joint Venture LLC	Ownership	100.000	TIAA Board of Governors	N	
			81-2973332	5110502			CPF 1511 Third Avenue LLC	DE	NIA	CPF/UIR Joint Venture LLC	Ownership	100.000	TIAA Board of Governors	N	
			47-3357982	4785930			T-C 1608 Chestnut General Partner LLC	DE	NIA	CPF/UIR Joint Venture LLC	Ownership	100.000	TIAA Board of Governors	N	
			23-3049052	4843371			1608 Chestnut Partners LP	DE	NIA	T-C 1608 Chestnut General Partner LLC	Ownership	1.000	TIAA Board of Governors	N	2000
			47-3337561	4785958			T-C 1608 Chestnut Limited Partner LLC	DE	NIA	CPF/UIR Joint Venture LLC	Ownership	100.000	TIAA Board of Governors	N	
			23-3049052	4843371			1608 Chestnut Partners LP	DE	NIA	T-C 1608 Chestnut Limited Partner LLC	Ownership	99.000	TIAA Board of Governors	N	2000
			26-3049305	4601928			Demeter Agricultural Properties, LLC	DE	NIA	Teachers Insurance and Annuity Association of America	Ownership	100.000	TIAA Board of Governors	N	
			45-2632248	4600770			Dionysus Properties, LLC	DE	NIA	Teachers Insurance and Annuity Association of America	Ownership	100.000	TIAA Board of Governors	N	
			94-3306131	4601861			Silverado Premium Properties, LLC	CA	NIA	Dionysus Properties, LLC	Ownership	100.000	TIAA Board of Governors	N	
			68-0436609	4612764			Arroya Loma, LLC	DE	NIA	Silverado Premium Properties, LLC	Ownership	100.000	TIAA Board of Governors	N	
			75-3025596	4612867			Chalk Ridge Vineyard, LLC	CA	NIA	Silverado Premium Properties, LLC	Ownership	100.000	TIAA Board of Governors	N	
			20-3964695	4613314			Hobson Avenue Vineyard, LLC	CA	NIA	Silverado Premium Properties, LLC	Ownership	100.000	TIAA Board of Governors	N	
			26-1542713	4613417			Marsino Vineyard, LLC	CA	NIA	Silverado Premium Properties, LLC	Ownership	100.000	TIAA Board of Governors	N	
			20-2103733	4613864			Silverado Los Alamos Vineyards, LLC	CA	NIA	Silverado Premium Properties, LLC	Ownership	100.000	TIAA Board of Governors	N	
			85-1933477				Mesa Del Rio Vineyard, LLC	CA	NIA	Silverado Los Alamos Vineyards, LLC	Ownership	100.000	TIAA Board of Governors	N	
			20-2490906	4613882			Silverado SLO Vineyards, LLC	CA	NIA	Silverado Premium Properties, LLC	Ownership	100.000	TIAA Board of Governors	N	
			20-2103788	4613891			Silverado Sonoma Vineyard, LLC	CA	NIA	Silverado Premium Properties, LLC	Ownership	100.000	TIAA Board of Governors	N	
			68-0466083	4613949			SPP Napa Vineyards, LLC	DE	NIA	Silverado Premium Properties, LLC	Ownership	100.000	TIAA Board of Governors	N	
			94-3361818	4613967			Stanly Ranch Vineyards, LLC	CA	NIA	Silverado Premium Properties, LLC	Ownership	100.000	TIAA Board of Governors	N	
			26-3774024	4613976			Suscol Mountain Vineyards, LLC	CA	NIA	Silverado Premium Properties, LLC	Ownership	100.000	TIAA Board of Governors	N	
			26-2766605	4614665			Terra Ventosa Vineyards, LLC	CA	NIA	Silverado Premium Properties, LLC	Ownership	100.000	TIAA Board of Governors	N	
			43-3997217	4601870			Silverado Winegrowers Holdings, LLC	DE	NIA	Dionysus Properties, LLC	Ownership	100.000	TIAA Board of Governors	N	
			68-0443927	4613921			Silverado Winegrowers LLC	CA	NIA	Silverado Winegrowers Holdings, LLC	Ownership	100.000	TIAA Board of Governors	N	
			94-3357571	4614759			Alta Loma Vineyard, LLC	CA	NIA	Silverado Winegrowers LLC	Ownership	100.000	TIAA Board of Governors	N	
			94-3312405	4615671			Oak Knoll Napa Vineyards, LLC	CA	NIA	Silverado Winegrowers LLC	Ownership	100.000	TIAA Board of Governors	N	
			91-1806950	4615783			Silverado Suscol, LLC	CA	NIA	Silverado Winegrowers LLC	Ownership	100.000	TIAA Board of Governors	N	
			45-4820104	4617077			SWG Paso Vineyard, LLC	CA	NIA	Silverado Winegrowers LLC	Ownership	100.000	TIAA Board of Governors	N	
			26-3561447	4599708	1454640		Distressed Opportunities Fund, L.P.	DE	NIA	Teachers Insurance and Annuity Association of America	Ownership	50.000	TIAA Board of Governors	N	
				4680307			DWM Inclusive Finance Equity Fund II	LUX	NIA	Teachers Insurance and Annuity Association of America	Influence		TIAA Board of Governors	N	
			98-0580879	4633947			DWM Microfinance Equity Fund I	LUX	NIA	Teachers Insurance and Annuity Association of America	Influence		TIAA Board of Governors	N	
			30-0701953	4633974			EPP LFG I, LLC	DE	NIA	Teachers Insurance and Annuity Association of America	Influence		TIAA Board of Governors	N	
				4894805			Global Real Estate Debt Partners Fund I (UK) SCSp	LUX	NIA	Teachers Insurance and Annuity Association of America	Ownership	36.300	TIAA Board of Governors	N	2100
							Global Real Estate Debt Partners Fund II (UK) SCSp	LUX	NIA	Teachers Insurance and Annuity Association of America	Influence		TIAA Board of Governors	N	1400
			32-0509812		1699398		GreshamQuant ACAR Fund LLC	DE	NIA	Teachers Insurance and Annuity Association of America	Ownership	62.690	TIAA Board of Governors	N	
			81-0737062	4952750			Growth Capital Fund I, L.P.	DE	NIA	Teachers Insurance and Annuity Association of America	Ownership	94.000	TIAA Board of Governors	N	

SCHEDULE Y
PART 1A - DETAIL OF INSURANCE HOLDING COMPANY SYSTEM

1	2	3	4	5	6	7	8	9	10	11	12	13	14	15	16
Group Code	Group Name	NAIC Company Code	ID Number	Federal RSSD	CIK	Name of Securities Exchange if Publicly Traded (U.S. or International)	Names of Parent, Subsidiaries Or Affiliates	Domi-ciliary Location	Relation-ship to Reporting Entity	Directly Controlled by (Name of Entity/Person)	Type of Control (Ownership, Board, Management, Attorney-in-Fact, Influence, Other)	If Control is Ownership Provide Percentage	Ultimate Controlling Entity(ies)/Person(s)	Is an SCA Filing Re-quired? (Y/N)	*
				4860556			Inception GP LLC	.DE	.NIA	Teachers Insurance and Annuity Association of America	Ownership	100.000	TIAA Board of Governors	.N	
			27-4149157	4860846			Infra Alpha, LLC	.DE	.NIA	Teachers Insurance and Annuity Association of America	Ownership	100.000	TIAA Board of Governors	.N	
			27-3900641	4860855			EMG Investments, LLC	.DE	.NIA	Infra Alpha, LLC	Influence		TIAA Board of Governors	.N	
			85-4309290				L.A. Teak Holdings, LLC	.DE	.NIA	Teachers Insurance and Annuity Association of America	Ownership	100.000	TIAA Board of Governors	.N	
			84-2323824				Landed Educator Retention Fund, LP	.DE	.NIA	Teachers Insurance and Annuity Association of America	Influence		TIAA Board of Governors	.N	
			47-4169877	4874656			Lewis & Clark Timberlands, LLC	.DE	.NIA	Teachers Insurance and Annuity Association of America	Ownership	57.400	TIAA Board of Governors	.N	
			47-4187541	4876436			L&C Log Co, LLC	.DE	.NIA	Lewis & Clark Timberlands, LLC	Ownership	100.000	TIAA Board of Governors	.N	
			47-4196668	4945967			L&C Tree Farms, LLC	.DE	.NIA	Lewis & Clark Timberlands, LLC	Ownership	100.000	TIAA Board of Governors	.N	
			47-5300478	4946384			L&C TRS LLC	.DE	.NIA	L&C Tree Farms, LLC	Ownership	100.000	TIAA Board of Governors	.N	
				4601852			Mansilla Participacoes LTDA	.BRA	.NIA	Teachers Insurance and Annuity Association of America	Ownership	100.000	TIAA Board of Governors	.N	
				4634654			Radar Propriedades Agricolas S.A.	.BRA	.NIA	Mansilla Participacoes LTDA	Ownership	65.770	TIAA Board of Governors	.N	2200
				4643320			Nova Agricola Ponte Alta S.A.	.BRA	.NIA	Radar Propriedades Agricolas S.A.	Ownership	100.000	TIAA Board of Governors	.N	
				4643049			Nova Amaralina S.A. Propriedades Agricolas	.BRA	.NIA	Radar Propriedades Agricolas S.A.	Ownership	100.000	TIAA Board of Governors	.N	
				4643058			Nova Santa Barbara Agricola S.A.	.BRA	.NIA	Radar Propriedades Agricolas S.A.	Ownership	100.000	TIAA Board of Governors	.N	
				4644523			Terras da Ponte Alta S.A.	.BRA	.NIA	Radar Propriedades Agricolas S.A.	Ownership	100.000	TIAA Board of Governors	.N	
				4634645			Radar II Propriedades Agricolas S.A.	.BRA	.NIA	Mansilla Participacoes LTDA	Influence		TIAA Board of Governors	.N	
				4644309			Águas de Ponte Alta S.A.	.BRA	.NIA	Radar II Propriedades Agricolas S.A.	Ownership	100.000	TIAA Board of Governors	.N	
				4644318			Bioinvestments Negocios e Participacoes	.BRA	.NIA	Radar II Propriedades Agricolas S.A.	Ownership	100.000	TIAA Board of Governors	.N	
				4643085			Proud Participacoes S.A.	.BRA	.NIA	Radar II Propriedades Agricolas S.A.	Ownership	100.000	TIAA Board of Governors	.N	
				4634654			Radar Propriedades Agricolas S.A.	.BRA	.NIA	Radar II Propriedades Agricolas S.A.	Ownership	15.310	TIAA Board of Governors	.N	2200
				4644336			Vale De Ponte Alta S.A.	.BRA	.NIA	Radar II Propriedades Agricolas S.A.	Ownership	100.000	TIAA Board of Governors	.N	
			13-1624203	5077137			MM Funding, LLC	.DE	.NIA	Teachers Insurance and Annuity Association of America	Ownership	100.000	TIAA Board of Governors	.N	
			47-0902011	5043075			MyVest Corporation	.DE	.NIA	Teachers Insurance and Annuity Association of America	Ownership	100.000	TIAA Board of Governors	.Y	
							NBPT Aggregator LLC	.DE	.NIA	Teachers Insurance and Annuity Association of America	Ownership	100.000	TIAA Board of Governors	.Y	
			11-3034756	4600789			ND Properties, Inc.	.DE	.NIA	Teachers Insurance and Annuity Association of America	Ownership	100.000	TIAA Board of Governors	.Y	
				4634917			Norteshopping Retail and Leisure Centre BV	.NLD	.NIA	ND Properties, Inc.	Ownership	50.000	TIAA Board of Governors	.N	
				4634926			Norteshopping – Centro Commercial, S.A.	.PRT	.NIA	Norteshopping Retail and Leisure Centre BV	Ownership	100.000	TIAA Board of Governors	.N	
				4611824			ND Europe S.a.r.l.	.LUX	.NIA	ND Properties, Inc.	Ownership	100.000	TIAA Board of Governors	.N	
				4912781			ND Europe Office Holding S.à r.l.	.LUX	.NIA	ND Europe S.a.r.l.	Ownership	100.000	TIAA Board of Governors	.N	
				4925558			Cityhold Nympe S.à r.l.	.LUX	.NIA	ND Europe Office Holding S.à r.l.	Influence		TIAA Board of Governors	.N	2300
				4925530			Cityhold Propco 11 S.à r.l.	.LUX	.NIA	ND Europe Office Holding S.à r.l.	Influence		TIAA Board of Governors	.N	
							OVG Cloud S.à r.l.	.LUX	.NIA	Cityhold Propco 11 S.à r.l.	Ownership	10.100	TIAA Board of Governors	.N	2400
							Cityhold Euro S.à r.l.	.LUX	.NIA	ND Europe Office Holding S.à r.l.	Influence		TIAA Board of Governors	.N	2500
							Cityhold Office Partnership S.à r.l.	.LUX	.NIA	ND Europe Office Holding S.à r.l.	Influence		TIAA Board of Governors	.N	
							CHOP OPCl	.FRA	.NIA	Cityhold Office Partnership S.à r.l.	Ownership	100.000	TIAA Board of Governors	.N	
			98-1435873				Cityhold Iconic Holding SAS	.FRA	.NIA	CHOP OPCl	Ownership	100.000	TIAA Board of Governors	.N	
			98-1433967				Cityhold Iconic Hotel SNC	.FRA	.NIA	Cityhold Iconic Holding SAS	Ownership	100.000	TIAA Board of Governors	.N	
			98-1433956				Cityhold Iconic Office SCI	.FRA	.NIA	Cityhold Iconic Holding SAS	Ownership	100.000	TIAA Board of Governors	.N	
			98-1433960				Cityhold Iconic Retail SNC	.FRA	.NIA	Cityhold Iconic Holding SAS	Ownership	100.000	TIAA Board of Governors	.N	
			98-1433975				Cityhold Iconic Youth Hostel SNC	.FRA	.NIA	Cityhold Iconic Holding SAS	Ownership	100.000	TIAA Board of Governors	.N	
							Cityhold EST Investment S.à r.l.	.LUX	.NIA	Cityhold Office Partnership S.à r.l.	Ownership	100.000	TIAA Board of Governors	.N	
							Cityhold Prinses Coöperatief U.A.	.NLD	.NIA	Cityhold EST Investment S.à r.l.	Ownership	100.000	TIAA Board of Governors	.N	
							Cityhold Prinses AcquiCo B.V.	.NLD	.NIA	Cityhold Prinses Coöperatief U.A.	Ownership	100.000	TIAA Board of Governors	.N	

STATEMENT AS OF SEPTEMBER 30, 2021 OF THE TIAA-CREF LIFE INSURANCE COMPANY

SCHEDULE Y
PART 1A - DETAIL OF INSURANCE HOLDING COMPANY SYSTEM

1	2	3	4	5	6	7	8	9	10	11	12	13	14	15	16
Group Code	Group Name	NAIC Company Code	ID Number	Federal RSSD	CIK	Name of Securities Exchange if Publicly Traded (U.S. or International)	Names of Parent, Subsidiaries Or Affiliates	Domi-ciliary Location	Relation-ship to Reporting Entity	Directly Controlled by (Name of Entity/Person)	Type of Control (Ownership, Board, Management, Attorney-in-Fact, Influence, Other)	If Control is Owner-ship Provide Percen-tage	Ultimate Controlling Entity(ies)/Person(s)	Is an SCA Filing Re-quired? (Y/N)	*
							Ark Portfolio Owner Prinses B.V.	NLD	NIA	Cityhold Prinses AcquiCo B.V.	Ownership.....	100.000	TIAA Board of Governors	N	
							Cityhold Jobbe SAS	FRA	NIA	Cityhold Office Partnership S.à r.l.	Ownership.....	100.000	TIAA Board of Governors	N	
							Cityhold Jobbe SCI	FRA	NIA	Cityhold Jobbe SAS	Ownership.....	100.000	TIAA Board of Governors	N	
				4925558			Cityhold Nymphe S.à r.l.	LUX	NIA	Cityhold Office Partnership S.à r.l.	Ownership.....	88.000	TIAA Board of Governors	N	2300
				4920094			Cityhold Propco 6 S.à r.l.	LUX	NIA	Cityhold Office Partnership S.à r.l.	Ownership.....	100.000	TIAA Board of Governors	N	
			98-1433939				Cityhold Iconic Hotel OPCO SAS	FRA	NIA	Cityhold Propco 6 S.à r.l.	Ownership.....	100.000	TIAA Board of Governors	N	
			98-1435880				Cityhold Iconic Investment S.à r.l.	LUX	NIA	Cityhold Propco 6 S.à r.l.	Ownership.....	100.000	TIAA Board of Governors	N	
							Cityhold Propco 9 S.à r.l.	LUX	NIA	Cityhold Office Partnership S.à r.l.	Ownership.....	100.000	TIAA Board of Governors	N	
				4925521			36 Rue La Fayette SAS	FRA	NIA	Cityhold Propco 9 S.à r.l.	Ownership.....	100.000	TIAA Board of Governors	N	
				4612746			SAS Roosevelt	FRA	NIA	Cityhold Propco 9 S.à r.l.	Ownership.....	100.000	TIAA Board of Governors	N	
				4613828			Roosevelt Participation S.à r.l.	LUX	NIA	Cityhold Propco 9 S.à r.l.	Ownership.....	100.000	TIAA Board of Governors	N	
				4914767			SNC Roosevelt	FRA	NIA	SAS Roosevelt	Ownership.....	99.990	TIAA Board of Governors	N	2600
				4615578			SNC Roosevelt	FRA	NIA	Roosevelt Participation S.à r.l.	Ownership.....	0.010	TIAA Board of Governors	N	2600
				4612876			Courcelles 70 SAS	FRA	NIA	Cityhold Propco 9 S.à r.l.	Ownership.....	100.000	TIAA Board of Governors	N	
				4914776			Cityhold Euro S.à r.l.	LUX	NIA	Cityhold Propco 9 S.à r.l.	Ownership.....	88.000	TIAA Board of Governors	N	2500
				4925549			Cityhold Propco 7 S.à r.l.	LUX	NIA	Cityhold Euro S.à r.l.	Ownership.....	100.000	TIAA Board of Governors	N	
				4925615			Cityhold Propco 10 S.à r.l.	LUX	NIA	Cityhold Euro S.à r.l.	Ownership.....	100.000	TIAA Board of Governors	N	
							Cityhold Gouden Bocht B.V.	NLD	NIA	Cityhold Propco 9 S.à r.l.	Ownership.....	100.000	TIAA Board of Governors	N	
			98-1438380				Cityhold Gouden Bocht Monumenten B.V.	NLD	NIA	Cityhold Propco 9 S.à r.l.	Ownership.....	100.000	TIAA Board of Governors	N	
							Redevelopment Property II B.V.	NLD	NIA	Cityhold Propco 9 S.à r.l.	Ownership.....	100.000	TIAA Board of Governors	N	
				4925633			Cityhold Propco 12 S.à r.l.	LUX	NIA	Cityhold Office Partnership S.à r.l.	Ownership.....	100.000	TIAA Board of Governors	N	
							Cityhold GC Investment S.à r.l.	LUX	NIA	Cityhold Propco 12 S.à r.l.	Ownership.....	100.000	TIAA Board of Governors	N	
							OVG Cloud S.à r.l.	LUX	NIA	Cityhold Propco 12 S.à r.l.	Ownership.....	89.900	TIAA Board of Governors	N	2400
							Cityhold Grand Central Berlin SCS	LUX	NIA	OVG Cloud S.à r.l.	Ownership.....	100.000	TIAA Board of Governors	N	
				4914785			Cityhold Sterling S.à r.l.	LUX	NIA	Cityhold Office Partnership S.à r.l.	Ownership.....	100.000	TIAA Board of Governors	N	
				4914758			Cityhold UK Holding S.à r.l.	LUX	NIA	Cityhold Sterling S.à r.l.	Ownership.....	100.000	TIAA Board of Governors	N	
				4919753			Cityhold UK Investment S.à r.l.	LUX	NIA	Cityhold UK Holding S.à r.l.	Ownership.....	100.000	TIAA Board of Governors	N	
				4651343			London Belgrave Unit Trust	JEY	NIA	Cityhold UK Holding S.à r.l.	Ownership.....	99.800	TIAA Board of Governors	N	2700
				4651343			London Belgrave Unit Trust	JEY	NIA	Cityhold UK Investment S.à r.l.	Ownership.....	0.200	TIAA Board of Governors	N	2700
				4949198			CLOF Victoria Nominee 1 Limited	GBR	NIA	London Belgrave Unit Trust	Ownership.....	100.000	TIAA Board of Governors	N	
				4949228			CLOF Victoria Nominee 2 Limited	GBR	NIA	London Belgrave Unit Trust	Ownership.....	100.000	TIAA Board of Governors	N	
				4844341			New Fetter Lane Unit Trust	JEY	NIA	Cityhold UK Holding S.à r.l.	Ownership.....	99.900	TIAA Board of Governors	N	2800
				4844341			New Fetter Lane Unit Trust	JEY	NIA	Cityhold UK Investment S.à r.l.	Ownership.....	0.100	TIAA Board of Governors	N	2800
				4919744			60 Great Portland Street Unit Trust	JEY	NIA	Cityhold UK Holding S.à r.l.	Ownership.....	99.400	TIAA Board of Governors	N	2900
				4919744			60 Great Portland Street Unit Trust	JEY	NIA	Cityhold UK Investment S.à r.l.	Ownership.....	0.600	TIAA Board of Governors	N	2900
				4920076			SMA Holding S.à r.l.	LUX	NIA	Cityhold UK Investment S.à r.l.	Ownership.....	100.000	TIAA Board of Governors	N	
				4919744			70 St Mary Axe Unit Trust	JEY	NIA	SMA Holding S.à r.l.	Ownership.....	99.900	TIAA Board of Governors	N	3000
				4919744			70 St Mary Axe Unit Trust	JEY	NIA	Cityhold UK Investment S.à r.l.	Ownership.....	0.100	TIAA Board of Governors	N	3000
				4920067			HV Properties S.à r.l.	LUX	NIA	Cityhold UK Holding S.à r.l.	Ownership.....	100.000	TIAA Board of Governors	N	
				4925763			HV Freehold S.à r.l.	LUX	NIA	HV Properties S.à r.l.	Ownership.....	100.000	TIAA Board of Governors	N	
				4614704			TIAA Lux 9 S.à r.l.	LUX	NIA	Cityhold Office Partnership S.à r.l.	Ownership.....	100.000	TIAA Board of Governors	N	
				4615738			SAS Malachite	FRA	NIA	TIAA Lux 9 S.à r.l.	Ownership.....	100.000	TIAA Board of Governors	N	
				4616847			SNC Garnet-TIAA	FRA	NIA	SAS Malachite	Ownership.....	100.000	TIAA Board of Governors	N	
				4616856			SNC La Defense	FRA	NIA	SAS Malachite	Ownership.....	100.000	TIAA Board of Governors	N	
				4616865			SNC Lazuli	FRA	NIA	SAS Malachite	Ownership.....	100.000	TIAA Board of Governors	N	
				4616874			SNC Peridot	FRA	NIA	SAS Malachite	Ownership.....	100.000	TIAA Board of Governors	N	
				4613015			T-C Pep Holding S.a.r.l.	LUX	NIA	ND Europe S.a.r.l.	Ownership.....	51.000	TIAA Board of Governors	N	
				4617497			T-C Pep Property S.a.r.l.	LUX	NIA	T-C Pep Holding S.a.r.l.	Ownership.....	100.000	TIAA Board of Governors	N	
				4617488			T-C Pep Asset S.a.r.l.	LUX	NIA	T-C Pep Holding S.a.r.l.	Ownership.....	100.000	TIAA Board of Governors	N	
				4614674			TIAA Lux 11 S.a.r.l.	LUX	NIA	ND Europe S.a.r.l.	Ownership.....	51.000	TIAA Board of Governors	N	
				4615635			Gropius Passagen Verwaltungs GmbH	DEU	NIA	TIAA Lux 11 S.a.r.l.	Ownership.....	80.000	TIAA Board of Governors	N	
				4615644			Gropius S.a.r.l.	LUX	NIA	TIAA Lux 11 S.a.r.l.	Ownership.....	80.000	TIAA Board of Governors	N	
				4615626			Gropius Passagen GmbH & Co KG	DEU	NIA	Gropius S.a.r.l.	Ownership.....	99.800	TIAA Board of Governors	N	3100
				4615626			Gropius Passagen GmbH & Co KG	DEU	NIA	TIAA Lux 11 S.a.r.l.	Ownership.....	0.160	TIAA Board of Governors	N	3100

SCHEDULE Y
PART 1A - DETAIL OF INSURANCE HOLDING COMPANY SYSTEM

1	2	3	4	5	6	7	8	9	10	11	12	13	14	15	16
Group Code	Group Name	NAIC Company Code	ID Number	Federal RSSD	CIK	Name of Securities Exchange if Publicly Traded (U.S. or International)	Names of Parent, Subsidiaries Or Affiliates	Domi-ciliary Location	Relation-ship to Reporting Entity	Directly Controlled by (Name of Entity/Person)	Type of Control (Ownership, Board, Management, Attorney-in-Fact, Influence, Other)	If Control is Ownership Provide Percentage	Ultimate Controlling Entity(ies)/Person(s)	Is an SCA Filing Re-quired? (Y/N)	*
				4611842			TIAA Lux 5 S.a.r.l.	LUX	NIA	ND Properties, Inc.	Ownership	100.000	TIAA Board of Governors	N	
				4612906			Erlangen Arcaden Verwaltungs GmbH	DEU	NIA	TIAA Lux 5 S.a.r.l.	Ownership	100.000	TIAA Board of Governors	N	
			20-1371171	4611851	1378575		U.S. Cities Fund, LP	DE	NIA	ND Properties, Inc.	Ownership	100.000	TIAA Board of Governors	N	
			20-1371379	4614638			U.S. Cities Fund REIT, LLC	DE	NIA	U.S. Cities Fund, LP	Ownership	100.000	TIAA Board of Governors	N	
			20-1364650	4617590			U.S. Cities Fund Operating GP, LLC	DE	NIA	U.S. Cities Fund REIT, LLC	Ownership	100.000	TIAA Board of Governors	N	
			20-1371235	4617602			U.S. Cities Fund Operating, LP	DE	NIA	U.S. Cities Fund REIT, LLC	Ownership	100.000	TIAA Board of Governors	N	
			46-5061808	4702928			T-C Falls Center Townhouses LLC	DE	NIA	U.S. Cities Fund Operating, LP	Ownership	100.000	TIAA Board of Governors	N	
			26-1700245	4617853			T-C King Street Station LLC	DE	NIA	U.S. Cities Fund Operating, LP	Ownership	100.000	TIAA Board of Governors	N	
			45-2892182	4618177			T-C Trio Apartments LLC	DE	NIA	U.S. Cities Fund Operating, LP	Ownership	100.000	TIAA Board of Governors	N	
			81-3794611	5116773			U.S. Cities Multifamily CPF Fund Operating LP	DE	NIA	U.S. Cities Fund Operating, LP	Ownership	100.000	TIAA Board of Governors	N	
			27-4116676	4618092			T-C Potomac Promenade LLC	DE	NIA	U.S. Cities Fund Operating, LP	Ownership	100.000	TIAA Board of Governors	N	
			47-4935916	4952611			TCAM Core Prop Fund REIT 2 LLC	DE	NIA	U.S. Cities Fund, LP	Ownership	100.000	TIAA Board of Governors	N	
			82-4183425				New York City Property Fund II LP	DE	NIA	Teachers Insurance and Annuity Association of America	Ownership	86.300	TIAA Board of Governors	N	
			83-4678924				New York City Property Fund REIT LLC	DE	NIA	New York City Property Fund II LP	Ownership	100.000	TIAA Board of Governors	N	
			83-4701919				New York City Fund Operating GP LLC	DE	NIA	New York City Property Fund REIT LLC	Ownership	100.000	TIAA Board of Governors	N	
			83-4671194				New York City Property Fund Operating LP	DE	NIA	New York City Property Fund REIT LLC	Ownership	100.000	TIAA Board of Governors	N	
			84-3388831				125 West End Investors LLC	DE	NIA	New York City Property Fund Operating LP	Ownership	100.000	TIAA Board of Governors	N	
			84-3408615				125 West End Holdings LLC	DE	NIA	125 West End Investors LLC	Ownership	100.000	TIAA Board of Governors	N	
			83-4653622				125 West End Associates LLC	DE	NIA	125 West End Holdings LLC	Ownership	100.000	TIAA Board of Governors	N	
			84-2320652				NGFF Holdco, LLC	DE	NIA	Teachers Insurance and Annuity Association of America	Ownership	100.000	TIAA Board of Governors	N	
			84-1895540				Nuveen Global Farmland Fund, LP	DE	NIA	NGFF Holdco, LLC	Ownership	100.000	TIAA Board of Governors	N	
			84-1834824				Global Farmland Properties LLC	DE	NIA	Nuveen Global Farmland Fund, LP	Ownership	100.000	TIAA Board of Governors	N	
			84-1857338				US Horticulture Farmland, LLC	DE	NIA	Global Farmland US Properties, LLC	Ownership	100.000	TIAA Board of Governors	N	
			84-1842298				US Row Farmland, LLC	DE	NIA	Global Farmland US Properties, LLC	Ownership	100.000	TIAA Board of Governors	N	
			84-1880235				US Viticulture Farmland, LLC	DE	NIA	Global Farmland US Properties, LLC	Ownership	100.000	TIAA Board of Governors	N	
			46-2031403	4860800			NRFC Inception IV, LP	DE	NIA	Teachers Insurance and Annuity Association of America	Influence		TIAA Board of Governors	N	
			46-2062147	4860819			NRFC Inception V, LP	DE	NIA	Teachers Insurance and Annuity Association of America	Influence		TIAA Board of Governors	N	
							Nuveen CLO Issuance Fund LP	CYM	NIA	Teachers Insurance and Annuity Association of America	Management		TIAA Board of Governors	N	
			84-5180286				Nuveen Global Impact Fund LP	DE	NIA	Teachers Insurance and Annuity Association of America	Management		TIAA Board of Governors	N	
			83-4357309				Nuveen High Yield Municipal Opportunities Fund LP	DE	NIA	Teachers Insurance and Annuity Association of America	Ownership	68.860	TIAA Board of Governors	N	
			83-4341275				Nuveen Municipal Opportunities Fund LP	DE	NIA	Teachers Insurance and Annuity Association of America	Ownership	74.420	TIAA Board of Governors	N	
			81-2429791	5194061			Nuveen Real Estate U.S. Strategic Industrial Fund I LP	DE	NIA	Teachers Insurance and Annuity Association of America	Management		TIAA Board of Governors	N	
			26-4750562	4600846			Occator Agricultural Properties, LLC	DE	NIA	Teachers Insurance and Annuity Association of America	Ownership	100.000	TIAA Board of Governors	N	
			46-1768969	4611860			AGR Agricultural Investments, LLC	DE	NIA	Occator Agricultural Properties, LLC	Ownership	100.000	TIAA Board of Governors	N	
				4643861			Ridley Corporation Limited	AUS	NIA	AGR Agricultural Investments	Influence		TIAA Board of Governors	N	
				5106475			Mandala Food Co-Investment Holdings II SPV	MUS	NIA	Occator Agricultural Properties, LLC	Ownership	100.000	TIAA Board of Governors	N	
			45-1125143	4628608			Materra, LLC	CA	NIA	Occator Agricultural Properties, LLC	Influence		TIAA Board of Governors	N	
			26-4621336	4644475			Teays River Investments, LLC	DE	NIA	Occator Agricultural Properties, LLC	Influence		TIAA Board of Governors	N	
			26-4248579	4313025			Canadian Infrastructure Investments, LLC	DE	NIA	Teachers Insurance and Annuity Association of America	Ownership	100.000	TIAA Board of Governors	Y	
							2234328 Alberta ULC	CAN	NIA	Oleum Holding Company, Inc.	Ownership	100.000	TIAA Board of Governors	N	
				4313100			Polar Star Canadian Oil and Gas Holding, Inc	CAN	NIA	Oleum Holding Company, Inc.	Ownership	100.000	TIAA Board of Governors	N	

STATEMENT AS OF SEPTEMBER 30, 2021 OF THE TIAA-CREF LIFE INSURANCE COMPANY

SCHEDULE Y

PART 1A - DETAIL OF INSURANCE HOLDING COMPANY SYSTEM

1	2	3	4	5	6	7	8	9	10	11	12	13	14	15	16
Group Code	Group Name	NAIC Company Code	ID Number	Federal RSSD	CIK	Name of Securities Exchange if Publicly Traded (U.S. or International)	Names of Parent, Subsidiaries Or Affiliates	Domi-ciliary Location	Relation-ship to Reporting Entity	Directly Controlled by (Name of Entity/Person)	Type of Control (Ownership, Board, Management, Attorney-in-Fact, Influence, Other)	If Control is Owner-ship Provide Percen-tage	Ultimate Controlling Entity(ies)/Person(s)	Is an SCA Filing Re-quired? (Y/N)	*
			85-1933477				Otto's South Vineyard, LLC	.DE	.NIA	Teachers Insurance and Annuity Association of America	Ownership	100.000	TIAA Board of Governors	.N	
			26-3821015	4630133			Pinnacle Third Avenue, LP	.DE	.NIA	Teachers Insurance and Annuity Association of America	Influence		TIAA Board of Governors	.N	
			45-2792614	4601142			Renewable Timber Europe, LLC	.DE	.NIA	Teachers Insurance and Annuity Association of America	Ownership	100.000	TIAA Board of Governors	.N	
			4990994				Renewable Timber Netherlands B.V.	.POL	.NIA	Renewable Timber Europe, LLC	Ownership	100.000	TIAA Board of Governors	.N	
			4614713				Topola Lasy Spolka z.o.o.	.POL	.NIA	Renewable Timber Netherlands B.V.	Ownership	100.000	TIAA Board of Governors	.N	
			61-1640765	4601759			Renewable Timber Resources, LLC	.DE	.NIA	Teachers Insurance and Annuity Association of America	Ownership	100.000	TIAA Board of Governors	.N	
							REP Coinvest III TEC, L.P.	.DE	.NIA	Teachers Insurance and Annuity Association of America	Influence		TIAA Board of Governors	.N	
			47-3994280	4865047			Shf-33d North Apts, LLC	.DE	.NIA	Teachers Insurance and Annuity Association of America	Ownership	100.000	TIAA Board of Governors	.N	
			47-4155469	4865056			Shf-Millennium One Apts, LLC	.DE	.NIA	Teachers Insurance and Annuity Association of America	Ownership	100.000	TIAA Board of Governors	.N	
			81-2450195	4990958			Shf-The Rocks Apts, LLC	.DE	.NIA	Teachers Insurance and Annuity Association of America	Ownership	100.000	TIAA Board of Governors	.N	
			03-0543113	4868637			Siguler Guff Third Avenue, L.P.	.DE	.NIA	Teachers Insurance and Annuity Association of America	Ownership	100.000	TIAA Board of Governors	.N	
				4858629			Social Infra, LLC	.DE	.NIA	Teachers Insurance and Annuity Association of America	Ownership	100.000	TIAA Board of Governors	.N	
				4630601			Stichting Bewaarder Ziemia Fund	.NLD	.NIA	Teachers Insurance and Annuity Association of America	Influence		TIAA Board of Governors	.N	
			27-4123754	4601777			T-C 685 Third Avenue Member, LLC	.DE	.NIA	Teachers Insurance and Annuity Association of America	Ownership	100.000	TIAA Board of Governors	.N	
			27-3095569	4644000	1510620		T-C 685 Third Avenue, LLC	.DE	.NIA	T-C 685 Third Avenue Member, LLC	Ownership	100.000	TIAA Board of Governors	.N	
			61-1754745	4843915			T-C 685 Third Avenue Owner LLC	.DE	.NIA	T-C 685 Third Avenue, LLC	Ownership	100.000	TIAA Board of Governors	.N	
			46-4969690	4653972			T-C 699 Bourke Street LLC	.DE	.NIA	Teachers Insurance and Annuity Association of America	Ownership	100.000	TIAA Board of Governors	.N	
			81-2490530	4998431			T-C Australia RE Holdings I, LLC	.DE	.NIA	Teachers Insurance and Annuity Association of America	Ownership	100.000	TIAA Board of Governors	.N	
			81-2506975	5003426			T-C Australia RE Holdings II, LLC	.DE	.NIA	T-C Australia RE Holdings I, LLC	Ownership	100.000	TIAA Board of Governors	.N	
				5084966			TIAA Australia Real Estate Trust	.AUS	.NIA	T-C Australia RE Holdings II, LLC	Ownership	100.000	TIAA Board of Governors	.N	
				5195255			TGA Miller Holding Trust	.AUS	.NIA	TIAA Australia Real Estate Trust	Ownership	100.000	TIAA Board of Governors	.N	
				5201820			TGA Miller Street Trust	.AUS	.NIA	TGA Miller Holding Trust	Ownership	100.000	TIAA Board of Governors	.N	
				5085749			TIAA Melbourne Retail Holding 1 Trust	.AUS	.NIA	TIAA Australia Real Estate Trust	Ownership	100.000	TIAA Board of Governors	.N	
				5087891			TIAA Melbourne Retail Asset 1 Trust	.AUS	.NIA	TIAA Melbourne Retail Holding 1 Trust	Ownership	100.000	TIAA Board of Governors	.N	
							TGA Australia Real Estate Trust 2	.AUS	.NIA	T-C Australia RE Holdings II, LLC	Ownership	100.000	TIAA Board of Governors	.N	
							TGA PBSA Hold Trust	.AUS	.NIA	TGA Australia Real Estate Trust 2	Ownership	100.000	TIAA Board of Governors	.N	
							TGA PBSA Asset Trust 1	.AUS	.NIA	TGA PBSA Hold Trust	Ownership	100.000	TIAA Board of Governors	.N	
							TGA PBSA Asset Trust 2	.AUS	.NIA	TGA PBSA Hold Trust	Ownership	100.000	TIAA Board of Governors	.N	
							TGA PBSA Asset Trust 3	.AUS	.NIA	TGA PBSA Hold Trust	Ownership	100.000	TIAA Board of Governors	.N	
							TGA PBSA Hold Trust 2	.AUS	.NIA	TGA Australia Real Estate Trust 2	Ownership	100.000	TIAA Board of Governors	.N	
							TGA PBSA Asset Trust 4	.AUS	.NIA	TGA PBSA Hold Trust 2	Ownership	100.000	TIAA Board of Governors	.N	
			47-2363168	4794503			T-C Europe Holding Inc.	.DE	.NIA	Teachers Insurance and Annuity Association of America	Ownership	100.000	TIAA Board of Governors	.N	
			47-2369576	4794473			T-C Europe LP	.DE	.NIA	T-C Europe Holding Inc.	Ownership	1.000	TIAA Board of Governors	.N	3200
			47-2369576	4794473			T-C Europe LP	.DE	.NIA	Teachers Insurance and Annuity Association of America	Ownership	99.000	TIAA Board of Governors	.N	3200
				4843410			T-C Europe S.à r.l.	.LUX	.NIA	T-C Europe LP	Ownership	100.000	TIAA Board of Governors	.N	
				4873501			Nightingale LuxCo S.à r.l.	.LUX	.NIA	T-C Europe S.à r.l.	Ownership	100.000	TIAA Board of Governors	.N	
				4874665			T-C Nordics Investment AB	.SWE	.NIA	Nightingale LuxCo S.à r.l.	Ownership	100.000	TIAA Board of Governors	.N	
				4908391			Sweden Nova Lund 1 AB	.SWE	.NIA	T-C Nordics Investment AB	Ownership	100.000	TIAA Board of Governors	.N	

SCHEDULE Y
PART 1A - DETAIL OF INSURANCE HOLDING COMPANY SYSTEM

1	2	3	4	5	6	7	8	9	10	11	12	13	14	15	16
Group Code	Group Name	NAIC Company Code	ID Number	Federal RSSD	CIK	Name of Securities Exchange if Publicly Traded (U.S. or International)	Names of Parent, Subsidiaries Or Affiliates	Domi-ciliary Loca-tion	Relation-ship to Reporting Entity	Directly Controlled by (Name of Entity/Person)	Type of Control (Ownership, Board, Management, Attorney-in-Fact, Influence, Other)	If Control is Owner-ship Provide Percen-tage	Ultimate Controlling Entity(ies)/Person(s)	Is an SCA Filing Re-quired? (Y/N)	*
				4908403			Sweden Nova Lund 2 AB	.SWE	NIA	T-C Nordics Investment AB	Ownership	100.000	TIAA Board of Governors	.N	
				4841443			T-C Luxembourg Neptune Holdings S.à r.l.	.LUX	NIA	T-C Europe S.à r.l.	Ownership	100.000	TIAA Board of Governors	.N	
				4841993			T-C Neptune Holdings S. à r.l.	.LUX	NIA	T-C Luxembourg Neptune Holdings S.à r.l.	Ownership	100.000	TIAA Board of Governors	.N	
				4843401			Neptune Property Venture S.à r.l.	.LUX	NIA	T-C Neptune Holdings S. à r.l.	Ownership	61.800	TIAA Board of Governors	.N	
							Castel Guelfo I SRL	.ITA	NIA	Neptune Property Venture S.à r.l.	Ownership	100.000	TIAA Board of Governors	.N	
				4908364			Neptune Holding Spain, S.L.	.ESP	NIA	Neptune Property Venture S.à r.l.	Ownership	100.000	TIAA Board of Governors	.N	
				4912709			Promcat Alternativa, S.L.	.ESP	NIA	Neptune Holding Spain, S.L.	Ownership	100.000	TIAA Board of Governors	.N	
				5083651			Neptune Madrid Holdco S.L.	.ESP	NIA	Neptune Property Venture S.à r.l.	Ownership	100.000	TIAA Board of Governors	.N	
				5085691			Neptune Nassica Propco S.L.	.ESP	NIA	Neptune Madrid Holdco S.L.	Ownership	100.000	TIAA Board of Governors	.N	
				5085703			Neptune Getafe Propco S.L.	.ESP	NIA	Neptune Madrid Holdco S.L.	Ownership	100.000	TIAA Board of Governors	.N	
				5084920			Neptune Las Rozas Outlet S.L.	.ESP	NIA	Neptune Madrid Holdco S.L.	Ownership	100.000	TIAA Board of Governors	.N	
				5084939			Neptune San Sebastian Outlet S.L.	.ESP	NIA	Neptune Madrid Holdco S.L.	Ownership	100.000	TIAA Board of Governors	.N	
				4948687			Neptune OPC1 SAS	.FRA	NIA	Neptune Property Venture S.à r.l.	Ownership	100.000	TIAA Board of Governors	.N	
				4952648			Roppenheim Holding SAS	.FRA	NIA	Neptune OPC1 SAS	Ownership	100.000	TIAA Board of Governors	.N	
				4901383			Roppenheim Outlet SNC	.FRA	NIA	Roppenheim Holding SAS	Ownership	99.990	TIAA Board of Governors	.N	3300
				5195291			Neptune Polish HoldCo 2 B.V.	.MLD	NIA	Neptune Property Venture S.à r.l.	Ownership	100.000	TIAA Board of Governors	.N	
				5198779			Neptune Ursus SP. z.o.o.	.POL	NIA	Neptune Polish HoldCo 2 B.V.	Ownership	100.000	TIAA Board of Governors	.N	
				4908373			Neptune Polish Property Venture BV	.MLD	NIA	Neptune Property Venture S.à r.l.	Ownership	100.000	TIAA Board of Governors	.N	
				4912736			Neptune Krakow SP. z.o.o.	.POL	NIA	Neptune Polish Property Venture BV	Ownership	100.000	TIAA Board of Governors	.N	
				4912745			Neptune Annopol SP. z.o.o.	.POL	NIA	Neptune Polish Property Venture BV	Ownership	100.000	TIAA Board of Governors	.N	
				5083633			Neptune Poznan SP. z.o.o.	.POL	NIA	Neptune Polish Property Venture BV	Ownership	100.000	TIAA Board of Governors	.N	
							Neptune Property Holding S.à r.l.	.LUX	NIA	Neptune Property Venture S.à r.l.	Ownership	100.000	TIAA Board of Governors	.N	
							Neptune Amsterdam B.V.	.MLD	NIA	Neptune Property Holding S.à r.l.	Ownership	100.000	TIAA Board of Governors	.N	
							Neptune Gliwice Sp. z o.o.	.POL	NIA	Neptune Property Holding S.à r.l.	Ownership	100.000	TIAA Board of Governors	.N	
				4949095			Neptune Roppenheim Holding S.à r.l	.FRA	NIA	Neptune Property Venture S.à r.l.	Ownership	100.000	TIAA Board of Governors	.N	
				4901383			Roppenheim Outlet SNC	.FRA	NIA	Neptune Roppenheim Holding S.à r.l	Ownership	0.010	TIAA Board of Governors	.N	3300
				5083642			Neptune Vicolungo I S.r.l.	.ITA	NIA	Neptune Property Venture S.à r.l.	Ownership	100.000	TIAA Board of Governors	.N	
							TC-Norway AS	.NOR	NIA	T-C Europe S.à r.l.	Ownership	100.000	TIAA Board of Governors	.N	
							Skedsmo Logistikk AS	.NOR	NIA	TC-Norway AS	Ownership	100.000	TIAA Board of Governors	.N	
										Teachers Insurance and Annuity Association of America	Ownership	100.000	TIAA Board of Governors	.N	
			45-2877772	4601786			T-C GA Real Estate Holdings, LLC	.DE	NIA	T-C GA Real Estate Holdings, LLC	Ownership	100.000	TIAA Board of Governors	.N	
			46-0959792	4611936			8 Spruce Street GA Investor, LLC	.DE	NIA	8 Spruce Street GA Investor, LLC	Influence		TIAA Board of Governors	.N	
			46-1403221	4619567			FC 8 Spruce Holdings, LLC	.DE	NIA	8 Spruce Street GA Investor, LLC	Ownership	100.000	TIAA Board of Governors	.N	
				4511867			FC 8 Spruce Street Residential, LLC	.NY	NIA	FC 8 Spruce Holdings, LLC	Ownership	100.000	TIAA Board of Governors	.N	
			84-2144204				2300 Broadway Storage Operator LLC	.DE	NIA	T-C GA Real Estate Holdings, LLC	Ownership	100.000	TIAA Board of Governors	.N	
			82-1419222	5194360			Nuveen Global Cities REIT, Inc.	.MD	NIA	T-C GA Real Estate Holdings, LLC	Ownership	71.330	TIAA Board of Governors	.N	
			82-1502883	5198788			Nuveen Global Cities REIT LP, LLC	.DE	NIA	Nuveen Global Cities REIT, Inc.	Ownership	100.000	TIAA Board of Governors	.N	
			82-1507998	5198797			Nuveen Global Cities REIT OP, LP	.DE	NIA	Nuveen Global Cities REIT, Inc.	Ownership	100.000	TIAA Board of Governors	.N	
			87-0923425				Global Cities REIT Holding Company LLC	.DE	NIA	Nuveen Global Cities REIT OP, LP	Ownership	100.000	TIAA Board of Governors	.N	
							NR Sparrow Realty I, LLC	.DE	NIA	Global Cities REIT Holding Company LLC	Ownership	100.000	TIAA Board of Governors	.N	
			82-3527067	5205060			NR 844 North LLC	.DE	NIA	Nuveen Global Cities REIT OP, LP	Ownership	100.000	TIAA Board of Governors	.N	
			84-3576911	5497593			NR 9725 Datapoint Drive LLC	.DE	NIA	Nuveen Global Cities REIT OP, LP	Ownership	100.000	TIAA Board of Governors	.N	
							NR APCF Investor Ltd.	.CYM	NIA	Nuveen Global Cities REIT OP, LP	Ownership	100.000	TIAA Board of Governors	.N	
			86-2212099				NR Berkeley Lake Road LLC	.DE	NIA	Nuveen Global Cities REIT OP, LP	Ownership	100.000	TIAA Board of Governors	.N	
							NR Brookson Flats LP	.DE	NIA	Nuveen Global Cities REIT OP, LP	Ownership	100.000	TIAA Board of Governors	.N	
			82-5519657				NR Defoor Hills LLC	.DE	NIA	Nuveen Global Cities REIT OP, LP	Ownership	100.000	TIAA Board of Governors	.N	
			82-3539243	5205088			NR Denver Industrial Portfolio LLC	.DE	NIA	Nuveen Global Cities REIT OP, LP	Ownership	100.000	TIAA Board of Governors	.N	
			83-3651003				NR East Segó Lilly LLC	.DE	NIA	Nuveen Global Cities REIT OP, LP	Ownership	100.000	TIAA Board of Governors	.N	
							NR ECF Investor Ltd.	.CYM	NIA	Nuveen Global Cities REIT OP, LP	Ownership	100.000	TIAA Board of Governors	.N	
			84-3175301	5481800			NR Globe Street Industrial LLC	.DE	NIA	Nuveen Global Cities REIT OP, LP	Ownership	100.000	TIAA Board of Governors	.N	
			83-1495411				NR Henderson 215 LLC	.DE	NIA	Nuveen Global Cities REIT OP, LP	Ownership	100.000	TIAA Board of Governors	.N	
			82-3556058	5205079			NR Kirkland Crossing LLC	.DE	NIA	Nuveen Global Cities REIT OP, LP	Ownership	100.000	TIAA Board of Governors	.N	
			83-1815798				NR Main Street at Kingwood LLC	.DE	NIA	Nuveen Global Cities REIT OP, LP	Ownership	100.000	TIAA Board of Governors	.N	
			85-2687486				NR Massachusetts REIT Member LLC	.DE	NIA	Nuveen Global Cities REIT OP, LP	Ownership	100.000	TIAA Board of Governors	.N	

STATEMENT AS OF SEPTEMBER 30, 2021 OF THE TIAA-CREF LIFE INSURANCE COMPANY

SCHEDULE Y
PART 1A - DETAIL OF INSURANCE HOLDING COMPANY SYSTEM

1	2	3	4	5	6	7	8	9	10	11	12	13	14	15	16
Group Code	Group Name	NAIC Company Code	ID Number	Federal RSSD	CIK	Name of Securities Exchange if Publicly Traded (U.S. or International)	Names of Parent, Subsidiaries Or Affiliates	Domi-ciliary Location	Relation-ship to Reporting Entity	Directly Controlled by (Name of Entity/Person)	Type of Control (Ownership, Board, Management, Attorney-in-Fact, Influence, Other)	If Control is Ownership Provide Percentage	Ultimate Controlling Entity(ies)/Person(s)	Is an SCA Filing Re-quired? (Y/N)	*
			85-2687958				NR 1 National Street LLC	DE	NIA	NR Massachusetts REIT Member LLC	Ownership	100.000	TIAA Board of Governors	N	
			85-3509880				NR MOB 1335 North Mill Street LLC	DE	NIA	Nuveen Global Cities REIT OP, LP	Ownership	100.000	TIAA Board of Governors	N	
			87-1005322				NR MOB 1429 Highway 6 Member LLC	DE	NIA	Nuveen Global Cities REIT OP, LP	Ownership	100.000	TIAA Board of Governors	N	
			87-1005076				NRNX MOB 1429 Highway 6 Venture LLC	DE	NIA	NR MOB 1429 Highway 6 Member LLC	Ownership	100.000	TIAA Board of Governors	N	
			87-0994699				NR MOB 1429 Highway 6 LLC	DE	NIA	NRNX MOB 1429 Highway 6 Venture LLC	Ownership	100.000	TIAA Board of Governors	N	
			86-1392851				NR MOB 2945 Wilderness Place Member LLC	DE	NIA	Nuveen Global Cities REIT OP, LP	Ownership	100.000	TIAA Board of Governors	N	
			86-1393093				NRNX MOB 2945 Wilderness Place Venture LLC	DE	NIA	NR MOB 2945 Wilderness Place Member LLC	Ownership	100.000	TIAA Board of Governors	N	
							NRNX MOB 2945 Wilderness Place Venture LLC			NRNX MOB 2945 Wilderness Place Venture LLC					
			86-1351411				NR MOB 2945 Wilderness Place LLC	DE	NIA		Ownership	100.000	TIAA Board of Governors	N	
			85-3510154				NR MOB 4600 Bill Gardner Parkway LLC	DE	NIA	Nuveen Global Cities REIT OP, LP	Ownership	100.000	TIAA Board of Governors	N	
			87-2134888				NR MOB Bucks Town Member LLC	DE	NIA	Nuveen Global Cities REIT OP, LP	Ownership	100.000	TIAA Board of Governors	N	
			87-2155542				NRNX MOB Bucks Town Venture LLC	DE	NIA	NR MOB Bucks Town Member LLC	Ownership	100.000	TIAA Board of Governors	N	
			87-2132683				NR MOB Bucks Town LLC	DE	NIA	NRNX MOB Bucks Town Venture LLC	Ownership	100.000	TIAA Board of Governors	N	
			87-2135366				NR Perimeters Edge LP	DE	NIA	Nuveen Global Cities REIT OP, LP	Ownership	100.000	TIAA Board of Governors	N	
			85-4201485				NR San Antonio Industrial Building LLC	DE	NIA	Nuveen Global Cities REIT OP, LP	Ownership	100.000	TIAA Board of Governors	N	
			82-5503093				NR Tacara at Steiner Ranch LLC	DE	NIA	Nuveen Global Cities REIT OP, LP	Ownership	100.000	TIAA Board of Governors	N	
			86-3385370				NR The Canyons LLC	DE	NIA	Nuveen Global Cities REIT OP, LP	Ownership	100.000	TIAA Board of Governors	N	
			83-4299885	5510166			Nuveen Global Cities REIT Lending, LLC	DE	NIA	Nuveen Global Cities REIT OP, LP	Ownership	100.000	TIAA Board of Governors	N	
			87-1201383				Nuveen Global Cities REIT Subsidiary GP LLC	DE	NIA	Nuveen Global Cities REIT OP, LP	Ownership	100.000	TIAA Board of Governors	N	
			86-3628175				Union Property Operations NRE IV LLC	DE	NIA	Nuveen Global Cities REIT OP, LP	Ownership	100.000	TIAA Board of Governors	N	
			47-1535030	4750022			T-C 2 Herald Square Member LLC	DE	NIA	T-C GA Real Estate Holdings, LLC	Ownership	100.000	TIAA Board of Governors	N	
			47-1650509	4751711			T-C 2 Herald Square Venture LLC	DE	NIA	T-C 2 Herald Square Member LLC	Ownership	51.000	TIAA Board of Governors	N	
			47-1488131	4753573	1629144		T-C 2 Herald Square Owner LLC	DE	NIA	T-C 2 Herald Square Venture LLC	Ownership	100.000	TIAA Board of Governors	N	
			27-2952349	4612045			T-C 1101 Pennsylvania Avenue LLC	DE	NIA	T-C GA Real Estate Holdings, LLC	Ownership	100.000	TIAA Board of Governors	N	
			27-2952617	4651398			T-C 1101 Pennsylvania Avenue Venture LLC	DE	NIA	T-C 1101 Pennsylvania Avenue LLC	Ownership	51.000	TIAA Board of Governors	N	
			27-2952860	4863472	1577584		T-C 1101 Pennsylvania Avenue Owner LLC	DE	NIA	T-C 1101 Pennsylvania Avenue Venture LLC	Ownership	100.000	TIAA Board of Governors	N	
			46-1851206	4611954			T-C 33 Arch Street Member, LLC	DE	NIA	T-C GA Real Estate Holdings, LLC	Ownership	100.000	TIAA Board of Governors	N	
			46-1805501	4613985			T-C 33 Arch Street Venture, LLC	DE	NIA	T-C 33 Arch Street Member, LLC	Ownership	51.000	TIAA Board of Governors	N	
			45-2792699	4617198	1577586		T-C 33 Arch Street, LLC	DE	NIA	T-C 33 Arch Street Venture, LLC	Ownership	100.000	TIAA Board of Governors	N	
			46-1754709	4612018			T-C 470 Park Avenue South Member LLC	DE	NIA	T-C GA Real Estate Holdings, LLC	Ownership	100.000	TIAA Board of Governors	N	
			46-1744112	4613994			T-C 470 Park Avenue South Venture LLC	DE	NIA	T-C 470 Park Avenue South Member LLC	Ownership	51.000	TIAA Board of Governors	N	
			46-1828055	4612036			T-C 475 Fifth Avenue Member, LLC	DE	NIA	T-C GA Real Estate Holdings, LLC	Ownership	100.000	TIAA Board of Governors	N	
			46-1839003	4614889			T-C 475 Fifth Avenue Venture LLC	DE	NIA	T-C 475 Fifth Avenue Member, LLC	Ownership	51.000	TIAA Board of Governors	N	
			45-3229803	4617330	1577564		T-C 475 Fifth Avenue, LLC	DE	NIA	T-C 475 Fifth Avenue Venture LLC	Ownership	100.000	TIAA Board of Governors	N	
			47-2189075	4763312			T-C 800 17th Street NW Member LLC	DE	NIA	T-C GA Real Estate Holdings, LLC	Ownership	100.000	TIAA Board of Governors	N	
			47-2118640	4763787			T-C 800 17th Street NW Venture LLC	DE	NIA	T-C 800 17th Street NW Member LLC	Ownership	50.100	TIAA Board of Governors	N	
			47-2069910	4767730	1629146		T-C 800 17th Street NW Owner LLC	DE	NIA	T-C 800 17th Street NW Venture LLC	Ownership	100.000	TIAA Board of Governors	N	
			47-4665824	4904366			T-C 888 Brannan Member LLC	DE	NIA	T-C GA Real Estate Holdings, LLC	Ownership	100.000	TIAA Board of Governors	N	
			47-4684031	4904955			T-C 888 Brannan Venture LLC	DE	NIA	T-C 888 Brannan Member LLC	Ownership	50.100	TIAA Board of Governors	N	
			47-4674147	4908319			T-C 888 Brannan Owner LLC	DE	NIA	T-C 888 Brannan Venture LLC	Ownership	100.000	TIAA Board of Governors	N	
			47-5605380	4971845			T-C 888 Brannan TRS, LLC	DE	NIA	T-C 888 Brannan Owner LLC	Ownership	100.000	TIAA Board of Governors	N	
			45-3479701	4612081			T-C 2300 Broadway, LLC	DE	NIA	T-C GA Real Estate Holdings, LLC	Ownership	100.000	TIAA Board of Governors	N	
			46-1220681	4612139			T-C Aspira LLC	DE	NIA	T-C GA Real Estate Holdings, LLC	Ownership	100.000	TIAA Board of Governors	N	
			46-1791581	4612054			T-C Franklin Square Member, LLC	DE	NIA	T-C GA Real Estate Holdings, LLC	Ownership	100.000	TIAA Board of Governors	N	
			46-1794486	4615569			T-C Franklin Square Venture LLC	DE	NIA	T-C Franklin Square Member, LLC	Ownership	51.000	TIAA Board of Governors	N	
			26-0011770	4617611	1577581		TIAA Franklin Square, LLC	DE	NIA	T-C Franklin Square Venture LLC	Ownership	100.000	TIAA Board of Governors	N	
			47-2023405	4763303			T-C Hall of States Member LLC	DE	NIA	T-C GA Real Estate Holdings, LLC	Ownership	100.000	TIAA Board of Governors	N	
			47-2043468	4763796			T-C Hall of States Venture LLC	DE	NIA	T-C Hall of States Member LLC	Ownership	50.100	TIAA Board of Governors	N	
			47-2034237	4767749	1629145		T-C Hall of States Owner LLC	DE	NIA	T-C Hall of States Venture LLC	Ownership	100.000	TIAA Board of Governors	N	
			45-4045658	4612148			T-C Kings Crossing, LLC	DE	NIA	T-C GA Real Estate Holdings, LLC	Ownership	100.000	TIAA Board of Governors	N	
			46-1120016	4601973			T-C Legacy Place Member, LLC	DE	NIA	T-C GA Real Estate Holdings, LLC	Ownership	100.000	TIAA Board of Governors	N	
			46-0876833	4628550			Legacy Place Associates, LLC	MA	NIA	T-C Legacy Place Member, LLC	Ownership	50.000	TIAA Board of Governors	N	
							300 Legacy Place Boulevard LLC	DE	NIA	Legacy Place Associates, LLC	Ownership	100.000	TIAA Board of Governors	N	
			30-0769316				Legacy Place Properties, LLC	MA	NIA	Legacy Place Associates, LLC	Ownership	100.000	TIAA Board of Governors	N	

SCHEDULE Y
PART 1A - DETAIL OF INSURANCE HOLDING COMPANY SYSTEM

1	2	3	4	5	6	7	8	9	10	11	12	13	14	15	16
Group Code	Group Name	NAIC Company Code	ID Number	Federal RSSD	CIK	Name of Securities Exchange if Publicly Traded (U.S. or International)	Names of Parent, Subsidiaries Or Affiliates	Domi-ciliary Loca-tion	Relation-ship to Reporting Entity	Directly Controlled by (Name of Entity/Person)	Type of Control (Ownership, Board, Management, Attorney-in-Fact, Influence, Other)	If Control is Owner-ship Provide Percen-tage	Ultimate Controlling Entity(ies)/Person(s)	Is an SCA Filing Re-quired? (Y/N)	*
			47-2903922	4843326			T-C Republic Square Member LLC	DE	NIA	T-C GA Real Estate Holdings, LLC	Ownership	100.000	TIAA Board of Governors	N	
			47-2867784	4843979			T-C Republic Square Venture LLC	DE	NIA	T-C Republic Square Member LLC	Ownership	50.100	TIAA Board of Governors	N	
			47-3033681	4844659			T-C Republic Square REIT LLC	DE	NIA	T-C Republic Square Venture LLC	Ownership	100.000	TIAA Board of Governors	N	
			47-3091198	4844798			T-C Republic Square Mezzanine LLC	DE	NIA	T-C Republic Square REIT LLC	Ownership	100.000	TIAA Board of Governors	N	
			47-2793452	4847735			T-C Republic Square Owner LLC	DE	NIA	T-C Republic Square Mezzanine LLC	Ownership	100.000	TIAA Board of Governors	N	
			47-1379500	4749969			The Flats Holding Company LLC	DE	NIA	T-C GA Real Estate Holdings, LLC	Ownership	100.000	TIAA Board of Governors	N	
			47-1347366	4752503			The Flats 130 DC Residential LLC	DE	NIA	The Flats Holding Company LLC	Ownership	100.000	TIAA Board of Governors	N	
			47-1363564	4752512			The Flats 140 DC Residential LLC	DE	NIA	The Flats Holding Company LLC	Ownership	100.000	TIAA Board of Governors	N	
			47-1367530	4751766			The Flats DC Grocery LLC	DE	NIA	The Flats Holding Company LLC	Ownership	100.000	TIAA Board of Governors	N	
							Teachers Insurance and Annuity Association of America	DE	NIA	Teachers Insurance and Annuity Association of America	Ownership	100.000	TIAA Board of Governors	N	
			46-4567368	4651473			Adeoti Empreendimentos Imobiliários Ltda	BRA	NIA	T-C JK I, LLC	Ownership	51.000	TIAA Board of Governors	N	3400
				4680316											
			46-4587620	4651482			T-C JK II, LLC	DE	NIA	Teachers Insurance and Annuity Association of America	Ownership	100.000	TIAA Board of Governors	N	
				4680316			Adeoti Empreendimentos Imobiliários Ltda	BRA	NIA	T-C JK II, LLC	Ownership	49.000	TIAA Board of Governors	N	3400
			47-4095803	4864022			T-C Lux Fund Holdings LLC	DE	NIA	Teachers Insurance and Annuity Association of America	Ownership	100.000	TIAA Board of Governors	N	
				4896256			T-C Lux Investments Special Limited Partnership	LUX	NIA	T-C Lux Fund Holdings LLC	Ownership	100.000	TIAA Board of Governors	N	
							European Cities Partnership SCSp	LUX	NIA	T-C Lux Investments Special Limited Partnership	Management		TIAA Board of Governors	N	1300
							Global Real Estate Debt Partners Fund I (UK) SCSp	LUX	NIA	T-C Lux Investments Special Limited Partnership	Ownership	24.300	TIAA Board of Governors	N	2100
				4894805											
			81-4583865	5137956			T-C MV Member LLC	DE	NIA	Teachers Insurance and Annuity Association of America	Ownership	100.000	TIAA Board of Governors	N	
			81-4599024	5147049			T-C M-T REIT LLC	DE	NIA	T-C MV Member LLC	Ownership	99.900	TIAA Board of Governors	N	
							T-C MV Member II LLC	DE	NIA	Teachers Insurance and Annuity Association of America	Ownership	100.000	TIAA Board of Governors	N	
			84-3224525				T-C M-T REIT II LLC	DE	NIA	T-C MV Member II LLC	Ownership	51.000	TIAA Board of Governors	N	
			85-2937933				T-C MT II Originations TRS LLC	DE	NIA	T-C M-T REIT II LLC	Ownership	100.000	TIAA Board of Governors	N	
			47-1954609	4759605			T-C Mt. Ommaney Centre Holding Company LLC	DE	NIA	Teachers Insurance and Annuity Association of America	Ownership	100.000	TIAA Board of Governors	N	
			47-1828871	4749905			T-C Mt. Ommaney Centre LLC	DE	NIA	T-C Mt. Ommaney Centre Holding Company LLC	Ownership	100.000	TIAA Board of Governors	N	
			82-1023309	5117800			T-C Permian Investor LLC	DE	NIA	Teachers Insurance and Annuity Association of America	Ownership	100.000	TIAA Board of Governors	N	
			46-3007720	4599874			T-C SBMC Joint Venture LLC	DE	NIA	Teachers Insurance and Annuity Association of America	Ownership	100.000	TIAA Board of Governors	N	
			36-4620008	4599128			T-C SMA 2, LLC	DE	NIA	Teachers Insurance and Annuity Association of America	Ownership	100.000	TIAA Board of Governors	N	
			36-4619998	4634029			PennMuni-TIAA U.S. Real Estate Fund, LLC	DE	NIA	T-C SMA 2, LLC	Management		TIAA Board of Governors	N	
			81-2204918	4990976			T-C The Edge at Flagler Village, LLC	DE	NIA	Teachers Insurance and Annuity Association of America	Ownership	100.000	TIAA Board of Governors	N	
			81-2676934	5012370			T-C UK RE Holdings I, LLC	DE	NIA	Teachers Insurance and Annuity Association of America	Ownership	100.000	TIAA Board of Governors	N	
			81-2691474	5014299			T-C UK RE Holdings II, LLC	DE	NIA	T-C UK RE Holdings I, LLC	Ownership	100.000	TIAA Board of Governors	N	
			81-3299073	5018635			T-C UK RE Holdings III, LLC	DE	NIA	T-C UK RE Holdings II, LLC	Ownership	100.000	TIAA Board of Governors	N	
			47-3148337	4894869			T-C U.S. Super Regional Mall Fund LP	DE	NIA	Teachers Insurance and Annuity Association of America	Management		TIAA Board of Governors	N	
			47-5379777	4925512			T-C Waterford Blue Lagoon General Partner, LLC	DE	NIA	Teachers Insurance and Annuity Association of America	Ownership	100.000	TIAA Board of Governors	N	
			47-5392075	4927785			Waterford Blue Lagoon LP	DE	NIA	T-C Waterford Blue Lagoon General Partner, LLC	Ownership	1.000	TIAA Board of Governors	N	3500

SCHEDULE Y
PART 1A - DETAIL OF INSURANCE HOLDING COMPANY SYSTEM

1	2	3	4	5	6	7	8	9	10	11	12	13	14	15	16
Group Code	Group Name	NAIC Company Code	ID Number	Federal RSSD	CIK	Name of Securities Exchange if Publicly Traded (U.S. or International)	Names of Parent, Subsidiaries Or Affiliates	Domi-ciliary Location	Relation-ship to Reporting Entity	Directly Controlled by (Name of Entity/Person)	Type of Control (Ownership, Board, Management, Attorney-in-Fact, Influence, Other)	If Control is Ownership Provide Percentage	Ultimate Controlling Entity(ies)/Person(s)	Is an SCA Filing Re-quired? (Y/N)	*
			47-5375805	4925503			T-C Waterford Blue Lagoon, LLC	DE	NIA	Teachers Insurance and Annuity Association of America	Ownership	100.000	TIAA Board of Governors	N	
			47-5392075	4927785			Waterford Blue Lagoon LP	DE	NIA	T-C Waterford Blue Lagoon, LLC	Ownership	50.000	TIAA Board of Governors	N	3500
			81-0779817	4930226			Westland At Waterford REIT General Partner LLC	DE	NIA	Waterford Blue Lagoon LP	Ownership	100.000	TIAA Board of Governors	N	
				4930244			Waterford Blue Lagoon REIT General Partner LLC	DE	NIA	Waterford Blue Lagoon LP	Ownership	100.000	TIAA Board of Governors	N	
			47-5305678	4930208			Waterford Blue Lagoon REIT LP	DE	NIA	Waterford Blue Lagoon LP	Ownership	100.000	TIAA Board of Governors	N	
			47-5642524	4933067			5201-5301 Waterford General Partner LLC	DE	NIA	Waterford Blue Lagoon REIT LP	Ownership	100.000	TIAA Board of Governors	N	
			47-5541032	4933012			5201-5301 Waterford Operating LP	DE	NIA	Waterford Blue Lagoon REIT LP	Ownership	100.000	TIAA Board of Governors	N	
			47-5672651	4933076			5200 Waterford General Partner LLC	DE	NIA	Waterford Blue Lagoon REIT LP	Ownership	100.000	TIAA Board of Governors	N	
			47-5498897	4933021			5200 Waterford Operating LP	DE	NIA	Waterford Blue Lagoon REIT LP	Ownership	100.000	TIAA Board of Governors	N	
			81-0722154	4933085			1000 Waterford General Partner LLC	DE	NIA	Waterford Blue Lagoon REIT LP	Ownership	100.000	TIAA Board of Governors	N	
			47-5479437	4933030			1000 Waterford Operating LP	DE	NIA	Waterford Blue Lagoon REIT LP	Ownership	100.000	TIAA Board of Governors	N	
			47-5445045	4933115			701-703 Waterford General Partner LLC	DE	NIA	Waterford Blue Lagoon REIT LP	Ownership	100.000	TIAA Board of Governors	N	
			47-5471474	4933049			701-703 Waterford Operating LP	DE	NIA	Waterford Blue Lagoon REIT LP	Ownership	100.000	TIAA Board of Governors	N	
			82-2631273	5165557			Waterford Core REIT General Partner LLC	DE	NIA	Waterford Blue Lagoon LP	Ownership	100.000	TIAA Board of Governors	N	
			82-2646233	5165566			Waterford Core REIT LP	DE	NIA	Waterford Blue Lagoon LP	Ownership	100.000	TIAA Board of Governors	N	
							Waterford Core 800 REIT General Partner LLC	DE	NIA	Waterford Core REIT LP	Ownership	100.000	TIAA Board of Governors	N	
			84-3541603				Waterford Core 800 REIT LP	DE	NIA	Waterford Core REIT LP	Ownership	100.000	TIAA Board of Governors	N	
			81-0733012	4930217			Waterford Core General Partner LLC	DE	NIA	Waterford Core 800 REIT LP	Ownership	100.000	TIAA Board of Governors	N	
			47-5587163	4928661			Waterford Core Operating LP	DE	NIA	Waterford Core 800 REIT LP	Ownership	100.000	TIAA Board of Governors	N	
			82-2663579	5165548			Waterford Core II Operating LP	DE	NIA	Waterford Core REIT LP	Ownership	100.000	TIAA Board of Governors	N	
			82-2672297	5165539			Waterford Core II General Partner LLC	DE	NIA	Waterford Core REIT LP	Ownership	100.000	TIAA Board of Governors	N	
			81-2146865	5041688			TEFF Holdco LLC	DE	NIA	Teachers Insurance and Annuity Association of America	Ownership	100.000	TIAA Board of Governors	N	
			98-1310748	5041660			TIAA European Farmland Fund GP LP	CYM	NIA	TEFF Holdco LLC	Ownership	50.000	TIAA Board of Governors	N	400
			98-1310748	5042658			TIAA European Farmland Fund LP	CYM	NIA	TEFF Holdco LLC	Management		TIAA Board of Governors	N	
				5043066			TEFF Holding S.a.r.l	LUX	NIA	TIAA European Farmland Fund LP	Ownership	100.000	TIAA Board of Governors	N	
				5044607			TEFF Investments B.V.	NLD	NIA	TEFF Holding S.a.r.l	Ownership	100.000	TIAA Board of Governors	N	
							Areal III Spolka z o.o.	POL	NIA	TEFF Investments B.V.	Ownership	100.000	TIAA Board of Governors	N	
							Hodowla Zwierząt Zarodowych Choczewo Spolka z o.o.	POL	NIA	Areal III SP. z o.o.	Ownership	100.000	TIAA Board of Governors	N	
							Hodowla Zwierząt Zarodowych Wierzychucino Spolka z o.o.	POL	NIA	Areal III SP. z o.o.	Ownership	100.000	TIAA Board of Governors	N	
							Hodowla Zwierząt Zarodowych Zarnowiec Spolka z o.o.	POL	NIA	Areal III SP. z o.o.	Ownership	100.000	TIAA Board of Governors	N	
				5093856			Dangro Invest SA	DNK	NIA	TEFF Investments B.V.	Ownership	100.000	TIAA Board of Governors	N	
				5116456			AGAT Spolka z o.o.	POL	NIA	Dangro Invest SA	Ownership	100.000	TIAA Board of Governors	N	
				5117408			AGRA Spolka z o.o.	POL	NIA	Dangro Invest SA	Ownership	100.000	TIAA Board of Governors	N	
				5116447			AGRAMAX Spolka z o.o.	POL	NIA	Dangro Invest SA	Ownership	100.000	TIAA Board of Governors	N	
				5116429			AGRIFARM Spolka z o.o.	POL	NIA	Dangro Invest SA	Ownership	100.000	TIAA Board of Governors	N	
				5117332			AGRO - DUBLINY SP. z o.o.	POL	NIA	Dangro Invest SA	Ownership	100.000	TIAA Board of Governors	N	
				5117417			AGROLAND Spolka z o.o.	POL	NIA	Dangro Invest SA	Ownership	100.000	TIAA Board of Governors	N	
				5117341			AGROSERVICE Spolka z o.o.	POL	NIA	Dangro Invest SA	Ownership	100.000	TIAA Board of Governors	N	
				5117350			AMAL Spolka z o.o.	POL	NIA	Dangro Invest SA	Ownership	100.000	TIAA Board of Governors	N	
							CISY Spolka z o.o.	POL	NIA	Dangro Invest SA	Ownership	100.000	TIAA Board of Governors	N	
				5117369			KOLNO Spolka z o.o.	POL	NIA	Dangro Invest SA	Ownership	100.000	TIAA Board of Governors	N	
				5117378			MILKOWO Sp. Z o.o.	POL	NIA	Dangro Invest SA	Ownership	100.000	TIAA Board of Governors	N	
				5117396			SATOPY Spolka z o.o.	POL	NIA	Dangro Invest SA	Ownership	100.000	TIAA Board of Governors	N	
				5117387			SEE-AGRO SP. z o.o.	POL	NIA	Dangro Invest SA	Ownership	100.000	TIAA Board of Governors	N	
				5117695			SOBIERADZ Spolka z o.o.	POL	NIA	Dangro Invest SA	Ownership	100.000	TIAA Board of Governors	N	
				5104556			Pszenrol SA	POL	NIA	Dangro Invest SA	Ownership	100.000	TIAA Board of Governors	N	
				5117435			BDUS Spolka z o.o.	POL	NIA	Pszenrol SA	Ownership	100.000	TIAA Board of Governors	N	

SCHEDULE Y
PART 1A - DETAIL OF INSURANCE HOLDING COMPANY SYSTEM

1	2	3	4	5	6	7	8	9	10	11	12	13	14	15	16
Group Code	Group Name	NAIC Company Code	ID Number	Federal RSSD	CIK	Name of Securities Exchange if Publicly Traded (U.S. or International)	Names of Parent, Subsidiaries Or Affiliates	Domi-ciliary Loca-tion	Relation-ship to Reporting Entity	Directly Controlled by (Name of Entity/Person)	Type of Control (Ownership, Board, Management, Attorney-in-Fact, Influence, Other)	If Control is Owner-ship Provide Percen-tage	Ultimate Controlling Entity(ies)/Person(s)	Is an SCA Filing Re-quired? (Y/N)	*
				5117798			LOZIOE Sp. z o.o.	.POL	NIA	Pszenrol SA	Ownership	100.000	TIAA Board of Governors	.N	
				5116492			OGARDY SP. z o.o.	.POL	NIA	Pszenrol SA	Ownership	100.000	TIAA Board of Governors	.N	
				5117640			ROLA Spolka z o.o.	.POL	NIA	Pszenrol SA	Ownership	100.000	TIAA Board of Governors	.N	
				5117659			ROLPOL Spolka z o.o.	.POL	NIA	Pszenrol SA	Ownership	100.000	TIAA Board of Governors	.N	
				5117668			ROLZBUD Spolka z o.o.	.POL	NIA	Pszenrol SA	Ownership	100.000	TIAA Board of Governors	.N	
				5116465			SZAFIR SP. z o.o.	.POL	NIA	Pszenrol SA	Ownership	100.000	TIAA Board of Governors	.N	
				5117761			WALICHNOWY Sp. z o.o.	.POL	NIA	Pszenrol SA	Ownership	100.000	TIAA Board of Governors	.N	
				5117770			WEZINY SP. z o.o.	.POL	NIA	Pszenrol SA	Ownership	100.000	TIAA Board of Governors	.N	
				5117789			ZIEMROL Spolka z o.o.	.POL	NIA	Pszenrol SA	Ownership	100.000	TIAA Board of Governors	.N	
				5098486			Adamas SA	.POL	NIA	Pszenrol SA	Ownership	100.000	TIAA Board of Governors	.N	
				5116586			AMBER SP. z o.o.	.POL	NIA	Adamas SA	Ownership	100.000	TIAA Board of Governors	.N	
				5117444			CIESZYSLAW SP z o.o.	.POL	NIA	Adamas SA	Ownership	100.000	TIAA Board of Governors	.N	
				5116522			JAROSLAWSKO I SP. z o.o.	.POL	NIA	Adamas SA	Ownership	100.000	TIAA Board of Governors	.N	
				5116513			JAROSLAWSKO II SP. z o.o.	.POL	NIA	Adamas SA	Ownership	100.000	TIAA Board of Governors	.N	
				5117462			JASIONNO Spolka z o.o.	.POL	NIA	Adamas SA	Ownership	100.000	TIAA Board of Governors	.N	
				5116483			OPAL SP z o.o.	.POL	NIA	Adamas SA	Ownership	100.000	TIAA Board of Governors	.N	
							TETYRI SP. z o.o.	.POL	NIA	Adamas SA	Ownership	100.000	TIAA Board of Governors	.N	
							Gospodarstwo Okopy Sp. z o.o.	.POL	NIA	TEFF Investments B.V.	Ownership	100.000	TIAA Board of Governors	.N	
							Agrohop Bis Sp. z o.o.	.POL	NIA	Gospodarstwo Okopy Sp. z o.o.	Ownership	100.000	TIAA Board of Governors	.N	
							Agrohop Service Sp. z o.o.	.POL	NIA	Agrohop Bis Sp. z o.o.	Ownership	100.000	TIAA Board of Governors	.N	
							Agrohop Sp. z o.o.	.POL	NIA	Agrohop Bis Sp. z o.o.	Ownership	100.000	TIAA Board of Governors	.N	
							Cieszanowice Solar Park sp. z o.o.	.POL	NIA	Gospodarstwo Okopy Sp. z o.o.	Ownership	100.000	TIAA Board of Governors	.N	
							Przedsiębiorstwo Rolne Okopy Sp. z o.o.	.POL	NIA	Gospodarstwo Okopy Sp. z o.o.	Ownership	100.000	TIAA Board of Governors	.N	
			84-3332496				TGA 10th Street Business Park LLC	.DE	NIA	Teachers Insurance and Annuity Association of America	Ownership	100.000	TIAA Board of Governors	.N	
			82-1645257	5183412			TGA 127-137 Franklin LLC	.DE	NIA	Teachers Insurance and Annuity Association of America	Ownership	100.000	TIAA Board of Governors	.N	
			87-1739826				TGA 26600 26700 Aliso Viejo Parkway LLC	.DE	NIA	Teachers Insurance and Annuity Association of America	Ownership	100.000	TIAA Board of Governors	.N	
			81-2769108	5012389			TGA 299 Franklin LLC	.DE	NIA	Teachers Insurance and Annuity Association of America	Ownership	100.000	TIAA Board of Governors	.N	
			83-2957526				TGA 3401 North Ashton Blvd LLC	.DE	NIA	Teachers Insurance and Annuity Association of America	Ownership	100.000	TIAA Board of Governors	.N	
			82-4830474				TGA 3851 Grandpine Way LLC	.DE	NIA	Teachers Insurance and Annuity Association of America	Ownership	100.000	TIAA Board of Governors	.N	
			81-3988795	5049479			TGA 600 College Road LLC	.DE	NIA	Teachers Insurance and Annuity Association of America	Ownership	100.000	TIAA Board of Governors	.N	
			83-2548459				TGA 730 Third Avenue Owner LLC	.DE	NIA	Teachers Insurance and Annuity Association of America	Ownership	100.000	TIAA Board of Governors	.N	
			87-1740428				TGA 8500 8551 Research Way LLC	.DE	NIA	Teachers Insurance and Annuity Association of America	Ownership	100.000	TIAA Board of Governors	.N	
			82-2225812				TGA APAC Fund Holdings, LLC	.DE	NIA	Teachers Insurance and Annuity Association of America	Ownership	100.000	TIAA Board of Governors	.N	
			82-2311300				Asia Pacific Cities Fund, FCP	.LUX	NIA	TGA APAC Fund Holdings, LLC	Ownership	23.980	TIAA Board of Governors	.N	3600
							TGA Real Estate Fund Holdings, LLC	.DE	NIA	TGA APAC Fund Holdings, LLC	Ownership	100.000	TIAA Board of Governors	.N	
							Asia Pacific Cities Fund, FCP	.LUX	NIA	TGA Real Estate Fund Holdings, LLC	Ownership	23.980	TIAA Board of Governors	.N	3600
			86-3673675				TGA ASI Monte Vista Investor Member LLC	.DE	NIA	Teachers Insurance and Annuity Association of America	Ownership	100.000	TIAA Board of Governors	.N	
			86-2376987				TGA ASI Riverstone Investor Member LLC	.DE	NIA	Teachers Insurance and Annuity Association of America	Ownership	100.000	TIAA Board of Governors	.N	
			84-3830265				TGA Auburn Business Park LLC	.DE	NIA	Teachers Insurance and Annuity Association of America	Ownership	100.000	TIAA Board of Governors	.N	
			84-3285557				TGA Aurora DC III LLC	.DE	NIA	Teachers Insurance and Annuity Association of America	Ownership	100.000	TIAA Board of Governors	.N	

STATEMENT AS OF SEPTEMBER 30, 2021 OF THE TIAA-CREF LIFE INSURANCE COMPANY

SCHEDULE Y

PART 1A - DETAIL OF INSURANCE HOLDING COMPANY SYSTEM

1	2	3	4	5	6	7	8	9	10	11	12	13	14	15	16
Group Code	Group Name	NAIC Company Code	ID Number	Federal RSSD	CIK	Name of Securities Exchange if Publicly Traded (U.S. or International)	Names of Parent, Subsidiaries Or Affiliates	Domi-ciliary Location	Relation-ship to Reporting Entity	Directly Controlled by (Name of Entity/Person)	Type of Control (Ownership, Board, Management, Attorney-in-Fact, Influence, Other)	If Control is Owner-ship Provide Percen-tage	Ultimate Controlling Entity(ies)/Person(s)	Is an SCA Filing Re-quired? (Y/N)	*
			84-3475931				TGA Baltimore IC LLC	DE	NIA	Teachers Insurance and Annuity Association of America	Ownership	100.000	TIAA Board of Governors	N	
			83-1851559				TGA Barnes Canyon Life Science LLC	DE	NIA	Teachers Insurance and Annuity Association of America	Ownership	100.000	TIAA Board of Governors	N	
			85-3076626				TGA PC MCF Investor Member LLC	DE	NIA	Teachers Insurance and Annuity Association of America	Ownership	100.000	TIAA Board of Governors	N	
			84-3303586				TGA Beckwith Farms LLC	DE	NIA	Teachers Insurance and Annuity Association of America	Ownership	100.000	TIAA Board of Governors	N	
			84-3314123				TGA Bedford Park LLC	DE	NIA	Teachers Insurance and Annuity Association of America	Ownership	100.000	TIAA Board of Governors	N	
			85-4073425				TGA Boulder Creek LLC	DE	NIA	Teachers Insurance and Annuity Association of America	Ownership	100.000	TIAA Board of Governors	N	
			85-4073222				TGA Bridge Creek LLC	DE	NIA	Teachers Insurance and Annuity Association of America	Ownership	100.000	TIAA Board of Governors	N	
			84-3441362				TGA Bridge Point LLC	DE	NIA	Teachers Insurance and Annuity Association of America	Ownership	100.000	TIAA Board of Governors	N	
			84-2939313				TGA Cactus DC I LLC	DE	NIA	Teachers Insurance and Annuity Association of America	Ownership	100.000	TIAA Board of Governors	N	
			84-2939493				TGA Cactus DC II LLC	DE	NIA	Teachers Insurance and Annuity Association of America	Ownership	100.000	TIAA Board of Governors	N	
			84-3523623				TGA Capital Beltway CC LLC	DE	NIA	Teachers Insurance and Annuity Association of America	Ownership	100.000	TIAA Board of Governors	N	
			84-3487859				TGA Center Square DC LLC	DE	NIA	Teachers Insurance and Annuity Association of America	Ownership	100.000	TIAA Board of Governors	N	
			84-3314029				TGA Centerpointe LLC	DE	NIA	Teachers Insurance and Annuity Association of America	Ownership	100.000	TIAA Board of Governors	N	
			83-3799476				TGA Central Green LLC	DE	NIA	Teachers Insurance and Annuity Association of America	Ownership	100.000	TIAA Board of Governors	N	
			84-4376282				TGA Central Square Investor Member LLC	DE	NIA	Teachers Insurance and Annuity Association of America	Ownership	100.000	TIAA Board of Governors	N	
			84-4880676				TGACSE Central Square Holdings LLC	DE	NIA	TGA Central Square Investor Member LLC	Ownership	95.000	TIAA Board of Governors	N	
			84-4893448				TGACSE Central Square LLC	DE	NIA	TGACSE Central Square Holdings LLC	Ownership	100.000	TIAA Board of Governors	N	
			84-4923976				TGACSE Midwood Corners LLC	DE	NIA	TGACSE Central Square Holdings LLC	Ownership	100.000	TIAA Board of Governors	N	
			84-4893383				TGACSE Morningside LLC	DE	NIA	TGACSE Central Square Holdings LLC	Ownership	100.000	TIAA Board of Governors	N	
			84-4924033				TGACSE Triangle LLC	DE	NIA	TGACSE Central Square Holdings LLC	Ownership	100.000	TIAA Board of Governors	N	
			83-0780652				TGA Connections at Athens Investor Member LLC	DE	NIA	Teachers Insurance and Annuity Association of America	Ownership	100.000	TIAA Board of Governors	N	
			61-1892161				PEP-TH Athens, LLC	DE	NIA	TGA Connections at Athens Investor Member LLC	Ownership	98.000	TIAA Board of Governors	N	
			83-1011298				PEP Athens, LLC	DE	NIA	PEP-TH Athens, LLC	Ownership	100.000	TIAA Board of Governors	N	
			85-1065983				TGA Creekside Village Investor Member LLC	DE	NIA	Teachers Insurance and Annuity Association of America	Ownership	100.000	TIAA Board of Governors	N	
			84-3740496				TGA East Coronado Industrial LLC	DE	NIA	Teachers Insurance and Annuity Association of America	Ownership	100.000	TIAA Board of Governors	N	
			84-3740590				TGA East Miraloma Industrial LLC	DE	NIA	Teachers Insurance and Annuity Association of America	Ownership	100.000	TIAA Board of Governors	N	
			87-1762569				TGA Eastridge Investor Member LLC	DE	NIA	Teachers Insurance and Annuity Association of America	Ownership	100.000	TIAA Board of Governors	N	
							TGA King EastRidge Venture LLC	DE	NIA	TGA Eastridge Investor Member LLC	Ownership	95.000	TIAA Board of Governors	N	
							TGA King EastRidge Owner LLC	DE	NIA	TGA King EastRidge Venture LLC	Ownership	100.000	TIAA Board of Governors	N	
			84-3740669				TGA Emerald Corporate Park LLC	DE	NIA	Teachers Insurance and Annuity Association of America	Ownership	100.000	TIAA Board of Governors	N	
			84-3502383				TGA Englewood DC LLC	DE	NIA	Teachers Insurance and Annuity Association of America	Ownership	100.000	TIAA Board of Governors	N	

STATEMENT AS OF SEPTEMBER 30, 2021 OF THE TIAA-CREF LIFE INSURANCE COMPANY

SCHEDULE Y

PART 1A - DETAIL OF INSURANCE HOLDING COMPANY SYSTEM

1	2	3	4	5	6	7	8	9	10	11	12	13	14	15	16
Group Code	Group Name	NAIC Company Code	ID Number	Federal RSSD	CIK	Name of Securities Exchange if Publicly Traded (U.S. or International)	Names of Parent, Subsidiaries Or Affiliates	Domi-ciliary Location	Relation-ship to Reporting Entity	Directly Controlled by (Name of Entity/Person)	Type of Control (Ownership, Board, Management, Attorney-in-Fact, Influence, Other)	If Control is Owner-ship Provide Percen-tage	Ultimate Controlling Entity(ies)/Person(s)	Is an SCA Filing Re-quired? (Y/N)	*
			85-4076202				TGA Enterprise Park Business Center LLC	DE	NIA	Teachers Insurance and Annuity Association of America	Ownership	100.000	TIAA Board of Governors	N	
			83-2810033				TGA European RE Holdings I, LLC	DE	NIA	Teachers Insurance and Annuity Association of America	Ownership	100.000	TIAA Board of Governors	N	
							Eagle GPCo S.à r.l.	LUX	NIA	TGA European RE Holdings I, LLC	Ownership	89.500	TIAA Board of Governors	N	
							Eagle Partnership SCSp	LUX	NIA	TGA European RE Holdings I, LLC	Ownership	89.500	TIAA Board of Governors	N	
							Eagle JVCo S.à r.l.	LUX	NIA	Eagle Partnership SCSp	Ownership	100.000	TIAA Board of Governors	N	
							CB Krieau Dzwei GmbH	AUT	NIA	Eagle JVCo S.à r.l.	Ownership	100.000	TIAA Board of Governors	N	
							VIE Student House A GmbH & Co KG	AUT	NIA	CB Krieau Dzwei GmbH	Ownership	6.000	TIAA Board of Governors	N	3700
							Eagle Austria Holdings S.à r.l.	LUX	NIA	Eagle JVCo S.à r.l.	Ownership	100.000	TIAA Board of Governors	N	
							VIE Student House A GmbH & Co KG	AUT	NIA	Eagle Austria Holdings S.à r.l.	Ownership	94.000	TIAA Board of Governors	N	3700
							Eagle Italy 1 S.r.l.	ITA	NIA	Eagle JVCo S.à r.l.	Ownership	100.000	TIAA Board of Governors	N	
							Studenthouse Rua Manuel Pereira, S.A	PRT	NIA	Eagle JVCo S.à r.l.	Ownership	100.000	TIAA Board of Governors	N	
							Wroc?aw Fabryczna 22 sp. z o.o.	POL	NIA	Eagle JVCo S.à r.l.	Ownership	100.000	TIAA Board of Governors	N	
							Wroc?aw Prusa 9 sp. z o.o.	POL	NIA	Eagle JVCo S.à r.l.	Ownership	100.000	TIAA Board of Governors	N	
							TGA Housing Holding S.à r.l.	LUX	NIA	TGA European RE Holdings I, LLC	Ownership	100.000	TIAA Board of Governors	N	
							Blitz H21-612 GmbH	DEU	NIA	TGA Housing Holding S.à r.l.	Ownership	100.000	TIAA Board of Governors	N	
							TK Living GPCo Sarl	LUX	NIA	TGA European RE Holdings I, LLC	Ownership	100.000	TIAA Board of Governors	N	
							TK Living Partnership SCSp	LUX	NIA	TGA European RE Holdings I, LLC	Ownership	90.000	TIAA Board of Governors	N	
							TK Living JVCo Sarl	LUX	NIA	TK Living Partnership SCSp	Ownership	100.000	TIAA Board of Governors	N	
							Lotomint S.L.	ESP	NIA	TK Living JVCo Sarl	Ownership	100.000	TIAA Board of Governors	N	
							Carminsin S.L.	ESP	NIA	Lotomint S.L.	Ownership	100.000	TIAA Board of Governors	N	
							Naraliso S.L.	ESP	NIA	Lotomint S.L.	Ownership	100.000	TIAA Board of Governors	N	
							Sanfergar S.L.	ESP	NIA	Lotomint S.L.	Ownership	100.000	TIAA Board of Governors	N	
							Tinesen S.L.	ESP	NIA	Lotomint S.L.	Ownership	100.000	TIAA Board of Governors	N	
				5049497			TGA FC Investor Member LLC	DE	NIA	Teachers Insurance and Annuity Association of America	Ownership	100.000	TIAA Board of Governors	N	
			82-2708488				Fenway Center Holding 1-2, LLC	DE	NIA	TGA FC Investor Member LLC	Ownership	50.000	TIAA Board of Governors	N	
			82-2708488				Fenway Center Owner 1-2, LLC	DE	NIA	Fenway Center Holding 1-2, LLC	Ownership	100.000	TIAA Board of Governors	N	
							TGA Franklin Square IC I LLC	DE	NIA	Teachers Insurance and Annuity Association of America	Ownership	100.000	TIAA Board of Governors	N	
			84-3523773				TGA Franklin Square IC II LLC	DE	NIA	Teachers Insurance and Annuity Association of America	Ownership	100.000	TIAA Board of Governors	N	
			84-3523813				TGA Freeport DC LLC	DE	NIA	Teachers Insurance and Annuity Association of America	Ownership	100.000	TIAA Board of Governors	N	
			84-3332846				TGA Greenstone Logistics Center LLC	DE	NIA	Teachers Insurance and Annuity Association of America	Ownership	100.000	TIAA Board of Governors	N	
			84-3740749				TGA Hagerstown DC LLC	DE	NIA	Teachers Insurance and Annuity Association of America	Ownership	100.000	TIAA Board of Governors	N	
			84-3463522				TGA Hollins End LLC	DE	NIA	Teachers Insurance and Annuity Association of America	Ownership	100.000	TIAA Board of Governors	N	
			84-3475313				TGA 1-95 DC LLC	DE	NIA	Teachers Insurance and Annuity Association of America	Ownership	100.000	TIAA Board of Governors	N	
			84-3523721				TGA Japan Holdings, LLC	DE	NIA	Teachers Insurance and Annuity Association of America	Ownership	100.000	TIAA Board of Governors	N	
			81-3602072	5040551			TGA Japan Holdings Pte Ltd	SGP	NIA	TGA Japan Holdings, LLC	Ownership	100.000	TIAA Board of Governors	N	
				5047710			TGA Japan GK Holdings Pte Ltd	SGP	NIA	TGA Japan Holdings Pte Ltd	Ownership	100.000	TIAA Board of Governors	N	
				5048771			TGA Ginza 115 Holdings Pte Ltd	SGP	NIA	TGA Japan Holdings Pte Ltd	Ownership	100.000	TIAA Board of Governors	N	
				5048762			TGA JL Investor Member LLC	DE	NIA	Teachers Insurance and Annuity Association of America	Ownership	100.000	TIAA Board of Governors	N	
			84-3718861				TGA JL II Investor Member LLC	DE	NIA	Teachers Insurance and Annuity Association of America	Ownership	100.000	TIAA Board of Governors	N	
			84-4376472				TGA JL III CT Investor Member LLC	DE	NIA	Teachers Insurance and Annuity Association of America	Ownership	100.000	TIAA Board of Governors	N	
			87-1280436												

SCHEDULE Y
PART 1A - DETAIL OF INSURANCE HOLDING COMPANY SYSTEM

1	2	3	4	5	6	7	8	9	10	11	12	13	14	15	16
Group Code	Group Name	NAIC Company Code	ID Number	Federal RSSD	CIK	Name of Securities Exchange if Publicly Traded (U.S. or International)	Names of Parent, Subsidiaries Or Affiliates	Domi-ciliary Loca-tion	Relation-ship to Reporting Entity	Directly Controlled by (Name of Entity/Person)	Type of Control (Ownership, Board, Management, Attorney-in-Fact, Influence, Other)	If Control is Owner-ship Provide Percen-tage	Ultimate Controlling Entity(ies)/Person(s)	Is an SCA Filing Re-quired? (Y/N)	*
			85-1292481				TGA JL MCF Investor Member LLC	DE	NIA	Teachers Insurance and Annuity Association of America	Ownership	100.000	TIAA Board of Governors	N	
			84-3523582				TGA Landover DC LLC	DE	NIA	Teachers Insurance and Annuity Association of America	Ownership	100.000	TIAA Board of Governors	N	
			84-4773958				TGA Maryland Farms Holdings LLC	DE	NIA	Teachers Insurance and Annuity Association of America	Ownership	100.000	TIAA Board of Governors	N	
			84-4775239				U.S. Cities Office Fund Maryland Farms Co-Invest	DE	NIA	TGA Maryland Farms Holdings LLC	Ownership	49.000	TIAA Board of Governors	N	3800
			85-4075985				TGA Lakes at Indian Creek Investor Member LLC	DE	NIA	Teachers Insurance and Annuity Association of America	Ownership	100.000	TIAA Board of Governors	N	
			84-2765297				TGA MH Investor Member LLC	DE	NIA	Teachers Insurance and Annuity Association of America	Ownership	100.000	TIAA Board of Governors	N	
			86-2908291				TGA MH III Investor Member LLC	DE	NIA	Teachers Insurance and Annuity Association of America	Ownership	100.000	TIAA Board of Governors	N	
			82-1169084				TGA MKP Member LLC	DE	NIA	Teachers Insurance and Annuity Association of America	Ownership	100.000	TIAA Board of Governors	N	
			82-1198745				TGA MKP Venture LLC	DE	NIA	TGA MKP Member LLC	Ownership	60.000	TIAA Board of Governors	N	
			82-1187131				TGA MKP REIT LLC	DE	NIA	TGA MKP Venture LLC	Ownership	100.000	TIAA Board of Governors	N	
			85-3566018				TGA MOB South Boerne LLC	DE	NIA	Teachers Insurance and Annuity Association of America	Ownership	100.000	TIAA Board of Governors	N	
			81-4232788	5075722 5093780			TGA Montague Investor Member, LLC	DE	NIA	Teachers Insurance and Annuity Association of America	Ownership	100.000	TIAA Board of Governors	N	
							RCD TGA Pierrepont Partners LLC	DE	NIA	TGA Montague Investor Member, LLC	Ownership	51.600	TIAA Board of Governors	N	
							TGA Montrose Residences Investor Member, LLC	DE	NIA	Teachers Insurance and Annuity Association of America	Ownership	100.000	TIAA Board of Governors	N	
			81-3542251	5040542			The Residences at La Colombe d'Or Investors LLC	DE	NIA	TGA Montrose Residences Investor Member, LLC	Ownership	90.000	TIAA Board of Governors	N	
			81-2872565	5047635				DE	NIA	Teachers Insurance and Annuity Association of America	Ownership	100.000	TIAA Board of Governors	N	
			83-1916152				TGA MS Self Storage Investor Member LLC	DE	NIA	TGA MS Self Storage Investor Member LLC	Ownership	90.000	TIAA Board of Governors	N	
			83-2379583				Morningstar NRE Self Storage Portfolio LLC	DE	NIA	Morningstar NRE Self Storage Portfolio LLC	Ownership	100.000	TIAA Board of Governors	N	
							MSC Bentonville, LLC	DE	NIA	Morningstar NRE Self Storage Portfolio LLC	Ownership	100.000	TIAA Board of Governors	N	
							MSC Boerne, LLC	DE	NIA	Morningstar NRE Self Storage Portfolio LLC	Ownership	100.000	TIAA Board of Governors	N	
							MSC Buda, LLC	DE	NIA	Morningstar NRE Self Storage Portfolio LLC	Ownership	100.000	TIAA Board of Governors	N	
							MSC Carolinas, LLC	DE	NIA	Morningstar NRE Self Storage Portfolio LLC	Ownership	100.000	TIAA Board of Governors	N	
							MSC Dam Storage, LLC	DE	NIA	Morningstar NRE Self Storage Portfolio LLC	Ownership	100.000	TIAA Board of Governors	N	
							MSC Evans Rd, LLC	DE	NIA	Morningstar NRE Self Storage Portfolio LLC	Ownership	100.000	TIAA Board of Governors	N	
							MSC Greenhouse, LLC	DE	NIA	Morningstar NRE Self Storage Portfolio LLC	Ownership	100.000	TIAA Board of Governors	N	
							MSC Highway 521 Storage, LLC	DE	NIA	Morningstar NRE Self Storage Portfolio LLC	Ownership	100.000	TIAA Board of Governors	N	
							MSC Kemps Landing, LLC	DE	NIA	Morningstar NRE Self Storage Portfolio LLC	Ownership	100.000	TIAA Board of Governors	N	
							MSC Midtown Atlanta, LLC	DE	NIA	Morningstar NRE Self Storage Portfolio LLC	Ownership	100.000	TIAA Board of Governors	N	
							MSC MTP, LLC	DE	NIA	Morningstar NRE Self Storage Portfolio LLC	Ownership	100.000	TIAA Board of Governors	N	
							MSC Peachtree, LLC	DE	NIA	Morningstar NRE Self Storage Portfolio LLC	Ownership	100.000	TIAA Board of Governors	N	

SCHEDULE Y
PART 1A - DETAIL OF INSURANCE HOLDING COMPANY SYSTEM

1	2	3	4	5	6	7	8	9	10	11	12	13	14	15	16
Group Code	Group Name	NAIC Company Code	ID Number	Federal RSSD	CIK	Name of Securities Exchange if Publicly Traded (U.S. or International)	Names of Parent, Subsidiaries Or Affiliates	Domi-ciliary Loca-tion	Relation-ship to Reporting Entity	Directly Controlled by (Name of Entity/Person)	Type of Control (Ownership, Board, Management, Attorney-in-Fact, Influence, Other)	If Control is Owner-ship Provide Percen-tage	Ultimate Controlling Entity(ies)/Person(s)	Is an SCA Filing Re-quired? (Y/N)	*
							MSC South End, LLC	DE	NIA.....	Morningstar NRE Self Storage Portfolio LLC	Ownership.....	100.000	TIAA Board of Governors	N	
							MSC Spring Branch, LLC	DE	NIA.....	Morningstar NRE Self Storage Portfolio LLC	Ownership.....	100.000	TIAA Board of Governors	N	
							MSC SW Austin, LLC	DE	NIA.....	Morningstar NRE Self Storage Portfolio LLC	Ownership.....	100.000	TIAA Board of Governors	N	
							MSC Tallahassee, LLC	DE	NIA.....	Morningstar NRE Self Storage Portfolio LLC	Ownership.....	100.000	TIAA Board of Governors	N	
							MSC Yorktown, LLC	DE	NIA.....	Morningstar NRE Self Storage Portfolio LLC	Ownership.....	100.000	TIAA Board of Governors	N	
			83-4153778				TGA Near East LLC	DE	NIA.....	Teachers Insurance and Annuity Association of America	Ownership.....	100.000	TIAA Board of Governors	N	
			85-1291326				TGA Nex Investor LLC	DE	NIA.....	Teachers Insurance and Annuity Association of America	Ownership.....	100.000	TIAA Board of Governors	N	
			83-4139835				TGA NJAHP Investor Member LLC	DE	NIA.....	Teachers Insurance and Annuity Association of America	Ownership.....	100.000	TIAA Board of Governors	N	
			84-4574378				TGA NJAHP II Investor Member LLC	DE	NIA.....	Teachers Insurance and Annuity Association of America	Ownership.....	100.000	TIAA Board of Governors	N	
			85-2859128				TGA NYCAHP I Investor Member LLC	DE	NIA.....	Teachers Insurance and Annuity Association of America	Ownership.....	100.000	TIAA Board of Governors	N	
			84-3740851				TGA North Miller Industrial LLC	DE	NIA.....	Teachers Insurance and Annuity Association of America	Ownership.....	100.000	TIAA Board of Governors	N	
			84-3759605				TGA North Orange Industrial LLC	DE	NIA.....	Teachers Insurance and Annuity Association of America	Ownership.....	100.000	TIAA Board of Governors	N	
			84-4774106				TGA OHare Logistics Center IV LLC	DE	NIA.....	Teachers Insurance and Annuity Association of America	Ownership.....	100.000	TIAA Board of Governors	N	
			83-1934291				TGA Oak View Mall LLC	DE	NIA.....	Teachers Insurance and Annuity Association of America	Ownership.....	100.000	TIAA Board of Governors	N	
			85-3510351				TGA Octave Apartments LLC	DE	NIA.....	Teachers Insurance and Annuity Association of America	Ownership.....	100.000	TIAA Board of Governors	N	
			85-4396119				TGA Pacific Landing LLC	DE	NIA.....	Teachers Insurance and Annuity Association of America	Ownership.....	100.000	TIAA Board of Governors	N	
			87-1595214				TGA Pacific Landing Phase II LLC	DE	NIA.....	Teachers Insurance and Annuity Association of America	Ownership.....	100.000	TIAA Board of Governors	N	
			84-3254652				TGA Park 355 LLC	DE	NIA.....	Teachers Insurance and Annuity Association of America	Ownership.....	100.000	TIAA Board of Governors	N	
			84-3254103				TGA Park 55 LLC	DE	NIA.....	Teachers Insurance and Annuity Association of America	Ownership.....	100.000	TIAA Board of Governors	N	
			84-3254979				TGA Park 88 LLC	DE	NIA.....	Teachers Insurance and Annuity Association of America	Ownership.....	100.000	TIAA Board of Governors	N	
							TGA PC Charleston Club Investor Member LLC	DE	NIA.....	Teachers Insurance and Annuity Association of America	Ownership.....	100.000	TIAA Board of Governors	N	
			87-2112453				TGA PC Richmond Investor Member LLC	DE	NIA.....	Teachers Insurance and Annuity Association of America	Ownership.....	100.000	TIAA Board of Governors	N	
							TGA Peaceable Investor Member LLC	DE	NIA.....	Teachers Insurance and Annuity Association of America	Ownership.....	100.000	TIAA Board of Governors	N	
							TGA Peaceable Investor Member II LLC	DE	NIA.....	Teachers Insurance and Annuity Association of America	Ownership.....	100.000	TIAA Board of Governors	N	
							TGA Peaceable Investor Member III LLC	DE	NIA.....	Teachers Insurance and Annuity Association of America	Ownership.....	100.000	TIAA Board of Governors	N	
			83-3250233				TGA Pleasant Prairie Center LLC	DE	NIA.....	Teachers Insurance and Annuity Association of America	Ownership.....	100.000	TIAA Board of Governors	N	
			84-3285659				TGA Prairie Point LLC	DE	NIA.....	Teachers Insurance and Annuity Association of America	Ownership.....	100.000	TIAA Board of Governors	N	

SCHEDULE Y
PART 1A - DETAIL OF INSURANCE HOLDING COMPANY SYSTEM

1	2	3	4	5	6	7	8	9	10	11	12	13	14	15	16
Group Code	Group Name	NAIC Company Code	ID Number	Federal RSSD	CIK	Name of Securities Exchange if Publicly Traded (U.S. or International)	Names of Parent, Subsidiaries Or Affiliates	Domi-ciliary Location	Relation-ship to Reporting Entity	Directly Controlled by (Name of Entity/Person)	Type of Control (Ownership, Board, Management, Attorney-in-Fact, Influence, Other)	If Control is Owner-ship Provide Percen-tage	Ultimate Controlling Entity(ies)/Person(s)	Is an SCA Filing Re-quired? (Y/N)	*
			84-3830675				TGA Renton Park 405 LLC	DE	NIA	Teachers Insurance and Annuity Association of America	Ownership	100.000	TIAA Board of Governors	N	
			83-2938932				TGA Sandy Commerce Park LLC	DE	NIA	Teachers Insurance and Annuity Association of America	Ownership	100.000	TIAA Board of Governors	N	
			84-3487605				TGA Somerset IC LLC	DE	NIA	Teachers Insurance and Annuity Association of America	Ownership	100.000	TIAA Board of Governors	N	
			84-3476142				TGA Somerset IC II LLC	DE	NIA	Teachers Insurance and Annuity Association of America	Ownership	100.000	TIAA Board of Governors	N	
			85-2863856				TGA Sparrow Investor LLC	DE	NIA	Teachers Insurance and Annuity Association of America	Ownership	100.000	TIAA Board of Governors	N	
			85-2574637				Sparrow Realty Investment I LLC	DE	NIA	TGA Sparrow Investor LLC	Ownership	95.000	TIAA Board of Governors	N	
							Sparrow Realty Investment WHF, LLC	DE	NIA	Sparrow Realty Investment I LLC	Ownership	100.000	TIAA Board of Governors	N	
							SN Arizona LLC	DE	NIA	Sparrow Realty Investment WHF, LLC	Ownership	100.000	TIAA Board of Governors	N	
							SN DFW LLC	DE	NIA	Sparrow Realty Investment WHF, LLC	Ownership	100.000	TIAA Board of Governors	N	
			86-1703020				SN SA LLC	DE	NIA	Sparrow Realty Investment WHF, LLC	Ownership	100.000	TIAA Board of Governors	N	
							SN Tampa LLC	DE	NIA	Sparrow Realty Investment WHF, LLC	Ownership	100.000	TIAA Board of Governors	N	
			85-3330672				Sparrow Homes US LLC	DE	NIA	Sparrow Realty Investment WHF, LLC	Ownership	100.000	TIAA Board of Governors	N	
										Teachers Insurance and Annuity Association of America	Ownership	100.000	TIAA Board of Governors	N	
			83-2063402				TGA SP-MPC Housing Investor Member LLC	DE	NIA	TGA SP-MPC Housing Investor Member LLC	Ownership	87.500	TIAA Board of Governors	N	
			83-2147240				TGA-SP Housing Venture I LLC	DE	NIA	TGA-SP Housing Venture I LLC	Ownership	97.000	TIAA Board of Governors	N	
			83-2123785				TGA SP-MPC Housing Venture I LLC	DE	NIA	TGA SP-MPC Housing Venture I LLC	Ownership	100.000	TIAA Board of Governors	N	
			83-1869400				MPSP Ashwood Homes LLC	DE	NIA	Morningstar NRE Self Storage Portfolio LLC	Ownership	100.000	TIAA Board of Governors	N	
							MPSP Ashwood MHC LLC	DE	NIA	Morningstar NRE Self Storage Portfolio LLC	Ownership	100.000	TIAA Board of Governors	N	
			83-1869494							Morningstar NRE Self Storage Portfolio LLC	Ownership	100.000	TIAA Board of Governors	N	
			84-2331138				MPSP Beltline Homes LLC	DE	NIA	Morningstar NRE Self Storage Portfolio LLC	Ownership	100.000	TIAA Board of Governors	N	
			84-2345909				MPSP Beltline Lender LLC	DE	NIA	Morningstar NRE Self Storage Portfolio LLC	Ownership	100.000	TIAA Board of Governors	N	
			84-2216330				MPSP Beltline MHC LLC	DE	NIA	Morningstar NRE Self Storage Portfolio LLC	Ownership	100.000	TIAA Board of Governors	N	
			83-1088601				MPSP Center Grove Homes LLC	DE	NIA	Morningstar NRE Self Storage Portfolio LLC	Ownership	100.000	TIAA Board of Governors	N	
			83-2290040				MPSP Center Grove Lender LLC	DE	NIA	Morningstar NRE Self Storage Portfolio LLC	Ownership	100.000	TIAA Board of Governors	N	
			83-1076792				MPSP Center Grove MHC LLC	DE	NIA	Morningstar NRE Self Storage Portfolio LLC	Ownership	100.000	TIAA Board of Governors	N	
			84-2158715				MPSP Colinas South Homes LLC	DE	NIA	Morningstar NRE Self Storage Portfolio LLC	Ownership	100.000	TIAA Board of Governors	N	
			84-2158791				MPSP Colinas South Lender LLC	DE	NIA	Morningstar NRE Self Storage Portfolio LLC	Ownership	100.000	TIAA Board of Governors	N	
			84-2169896				MPSP Colinas South MHC LLC	DE	NIA	Morningstar NRE Self Storage Portfolio LLC	Ownership	100.000	TIAA Board of Governors	N	
			84-2169973				MPSP Estancia Homes LLC	DE	NIA	Morningstar NRE Self Storage Portfolio LLC	Ownership	100.000	TIAA Board of Governors	N	
			84-2277681				MPSP Estancia Lender LLC	DE	NIA	Morningstar NRE Self Storage Portfolio LLC	Ownership	100.000	TIAA Board of Governors	N	
			84-1976109				MPSP Estancia MHC LLC	DE	NIA	Morningstar NRE Self Storage Portfolio LLC	Ownership	100.000	TIAA Board of Governors	N	
			83-4260197				MPSP Fairlane Oaks Homes LLC	DE	NIA	Morningstar NRE Self Storage Portfolio LLC	Ownership	100.000	TIAA Board of Governors	N	
			83-4283444				MPSP Fairlane Oaks Lender LLC	DE	NIA	Morningstar NRE Self Storage Portfolio LLC	Ownership	100.000	TIAA Board of Governors	N	
			83-4241248				MPSP Fairlane Oaks MHC LLC	DE	NIA	Morningstar NRE Self Storage Portfolio LLC	Ownership	100.000	TIAA Board of Governors	N	

SCHEDULE Y
PART 1A - DETAIL OF INSURANCE HOLDING COMPANY SYSTEM

1	2	3	4	5	6	7	8	9	10	11	12	13	14	15	16
Group Code	Group Name	NAIC Company Code	ID Number	Federal RSSD	CIK	Name of Securities Exchange if Publicly Traded (U.S. or International)	Names of Parent, Subsidiaries Or Affiliates	Domi-ciliary Loca-tion	Rela-tion-ship to Reporting Entity	Directly Controlled by (Name of Entity/Person)	Type of Control (Ownership, Board, Management, Attorney-in-Fact, Influence, Other)	If Control is Owner-ship Provide Percen-tage	Ultimate Controlling Entity(ies)/Person(s)	Is an SCA Filing Re-quired? (Y/N)	*
			84-2290488				MPSP Lakeview Homes LLC	DE	NIA	Morningstar NRE Self Storage Portfolio LLC	Ownership	100.000	TIAA Board of Governors	N	
			84-2319726				MPSP Lakeview Lender LLC	DE	NIA	Morningstar NRE Self Storage Portfolio LLC	Ownership	100.000	TIAA Board of Governors	N	
			84-2199063				MPSP Lakeview MHC LLC	DE	NIA	Morningstar NRE Self Storage Portfolio LLC	Ownership	100.000	TIAA Board of Governors	N	
			83-1213262				MPSP Lemon Tree Homes LLC	DE	NIA	Morningstar NRE Self Storage Portfolio LLC	Ownership	100.000	TIAA Board of Governors	N	
			83-2548459				MPSP Lemon Tree MHC LLC	DE	NIA	Morningstar NRE Self Storage Portfolio LLC	Ownership	100.000	TIAA Board of Governors	N	
			83-1230821				MPSP Mobile Gardens Homes LLC	DE	NIA	Morningstar NRE Self Storage Portfolio LLC	Ownership	100.000	TIAA Board of Governors	N	
			83-1230714				MPSP Mobile Gardens MHC LLC	DE	NIA	Morningstar NRE Self Storage Portfolio LLC	Ownership	100.000	TIAA Board of Governors	N	
			84-2379528				MPSP Parker Homes LLC	DE	NIA	Morningstar NRE Self Storage Portfolio LLC	Ownership	100.000	TIAA Board of Governors	N	
			84-2389423				MPSP Parker Lender LLC	DE	NIA	Morningstar NRE Self Storage Portfolio LLC	Ownership	100.000	TIAA Board of Governors	N	
			84-2247177				MPSP Parker MHC LLC	DE	NIA	Morningstar NRE Self Storage Portfolio LLC	Ownership	100.000	TIAA Board of Governors	N	
			84-2277774				MPSP Seven Oaks Homes LLC	DE	NIA	Morningstar NRE Self Storage Portfolio LLC	Ownership	100.000	TIAA Board of Governors	N	
			84-2290439				MPSP Seven Oaks Lender LLC	DE	NIA	Morningstar NRE Self Storage Portfolio LLC	Ownership	100.000	TIAA Board of Governors	N	
			84-2198856				MPSP Seven Oaks MHC LLC	DE	NIA	Morningstar NRE Self Storage Portfolio LLC	Ownership	100.000	TIAA Board of Governors	N	
			83-2700633				MPSP Shiloh Homes LLC	DE	NIA	Morningstar NRE Self Storage Portfolio LLC	Ownership	100.000	TIAA Board of Governors	N	
			83-2725391				MPSP Shiloh Lender LLC	DE	NIA	Morningstar NRE Self Storage Portfolio LLC	Ownership	100.000	TIAA Board of Governors	N	
			83-2700544				MPSP Shiloh MHC LLC	DE	NIA	Morningstar NRE Self Storage Portfolio LLC	Ownership	100.000	TIAA Board of Governors	N	
			84-2428644				MPSP South Concho Homes LLC	DE	NIA	Morningstar NRE Self Storage Portfolio LLC	Ownership	100.000	TIAA Board of Governors	N	
			84-2436652				MPSP South Concho Lender LLC	DE	NIA	Morningstar NRE Self Storage Portfolio LLC	Ownership	100.000	TIAA Board of Governors	N	
			84-2261982				MPSP South Concho MHC LLC	DE	NIA	Morningstar NRE Self Storage Portfolio LLC	Ownership	100.000	TIAA Board of Governors	N	
			83-2736822				MPSP Stonegate Homes LLC	DE	NIA	Morningstar NRE Self Storage Portfolio LLC	Ownership	100.000	TIAA Board of Governors	N	
			83-2736936				MPSP Stonegate Lender LLC	DE	NIA	Morningstar NRE Self Storage Portfolio LLC	Ownership	100.000	TIAA Board of Governors	N	
			83-2725560				MPSP Stonegate MHC LLC	DE	NIA	Morningstar NRE Self Storage Portfolio LLC	Ownership	100.000	TIAA Board of Governors	N	
			84-2319873				MPSP TC GH Homes LLC	DE	NIA	Morningstar NRE Self Storage Portfolio LLC	Ownership	100.000	TIAA Board of Governors	N	
			84-2331064				MPSP TC GH Lender LLC	DE	NIA	Morningstar NRE Self Storage Portfolio LLC	Ownership	100.000	TIAA Board of Governors	N	
			84-2216156				MPSP TC GH MHC LLC	DE	NIA	Morningstar NRE Self Storage Portfolio LLC	Ownership	100.000	TIAA Board of Governors	N	
			84-2389479				MPSP TC Sherman Homes LLC	DE	NIA	Morningstar NRE Self Storage Portfolio LLC	Ownership	100.000	TIAA Board of Governors	N	
			84-2428588				MPSP TC Sherman Lender LLC	DE	NIA	Morningstar NRE Self Storage Portfolio LLC	Ownership	100.000	TIAA Board of Governors	N	

STATEMENT AS OF SEPTEMBER 30, 2021 OF THE TIAA-CREF LIFE INSURANCE COMPANY

SCHEDULE Y

PART 1A - DETAIL OF INSURANCE HOLDING COMPANY SYSTEM

1	2	3	4	5	6	7	8	9	10	11	12	13	14	15	16
Group Code	Group Name	NAIC Company Code	ID Number	Federal RSSD	CIK	Name of Securities Exchange if Publicly Traded (U.S. or International)	Names of Parent, Subsidiaries Or Affiliates	Domi-ciliary Location	Relation-ship to Reporting Entity	Directly Controlled by (Name of Entity/Person)	Type of Control (Ownership, Board, Management, Attorney-in-Fact, Influence, Other)	If Control is Owner-ship Provide Percen-tage	Ultimate Controlling Entity(ies)/Person(s)	Is an SCA Filing Re-quired? (Y/N)	*
			84-2247220				MPSP TC Sherman MHC LLC	DE	NIA	Morningstar NRE Self Storage Portfolio LLC	Ownership	100.000	TIAA Board of Governors	N	
			84-2345969				MPSP Wildwood Acres Homes LLC	DE	NIA	Morningstar NRE Self Storage Portfolio LLC	Ownership	100.000	TIAA Board of Governors	N	
			84-2361787				MPSP Wildwood Acres Lender LLC	DE	NIA	Morningstar NRE Self Storage Portfolio LLC	Ownership	100.000	TIAA Board of Governors	N	
			84-2239609				MPSP Wildwood Acres MHC LLC	DE	NIA	Morningstar NRE Self Storage Portfolio LLC	Ownership	100.000	TIAA Board of Governors	N	
			84-2361842				MPSP Wildwood Village Homes LLC	DE	NIA	Morningstar NRE Self Storage Portfolio LLC	Ownership	100.000	TIAA Board of Governors	N	
			84-2379481				MPSP Wildwood Village Lender LLC	DE	NIA	Morningstar NRE Self Storage Portfolio LLC	Ownership	100.000	TIAA Board of Governors	N	
			84-2239646				MPSP Wildwood Village MHC LLC	DE	NIA	Morningstar NRE Self Storage Portfolio LLC	Ownership	100.000	TIAA Board of Governors	N	
			83-2848324				MPSP Windsong Homes LLC	DE	NIA	Morningstar NRE Self Storage Portfolio LLC	Ownership	100.000	TIAA Board of Governors	N	
			83-2848439				MPSP Windsong Lender LLC	DE	NIA	Morningstar NRE Self Storage Portfolio LLC	Ownership	100.000	TIAA Board of Governors	N	
			83-2861026				MPSP Windsong MHC LLC	DE	NIA	Morningstar NRE Self Storage Portfolio LLC	Ownership	100.000	TIAA Board of Governors	N	
			86-1741788				TGA SS Self Storage Portfolio Investor Member LLC	DE	NIA	Teachers Insurance and Annuity Association of America	Ownership	100.000	TIAA Board of Governors	N	
			87-2470916				TGA SS Self Storage Tranche I Venture LP	DE	NIA	TGA SS Self Storage Portfolio Investor Member LLC	Ownership	96.000	TIAA Board of Governors	N	
							TGA T1 SC Durbin Park LP	DE	NIA	TGA SS Self Storage Tranche I Venture LP	Ownership	100.000	TIAA Board of Governors	N	
							TGA T1 SC Millenia LP	DE	NIA	TGA SS Self Storage Tranche I Venture LP	Ownership	100.000	TIAA Board of Governors	N	
							TGA T1 SC San Marco LP	DE	NIA	TGA SS Self Storage Tranche I Venture LP	Ownership	100.000	TIAA Board of Governors	N	
							TGA T1 SC San Antonio LP	DE	NIA	TGA SS Self Storage Tranche I Venture LP	Ownership	100.000	TIAA Board of Governors	N	
			86-1714431				TGA SS Self Storage Portfolio Venture LP	DE	NIA	Member LLC	Ownership	96.000	TIAA Board of Governors	N	
			86-1623164				TGA SC Bonita Springs LP	DE	NIA	TGA SS Self Storage Portfolio Venture LP	Ownership	100.000	TIAA Board of Governors	N	
			86-1623454				TGA SC Gainesville LP	DE	NIA	TGA SS Self Storage Portfolio Venture LP	Ownership	100.000	TIAA Board of Governors	N	
			86-1623724				TGA SC Columbus Veterans LP	DE	NIA	TGA SS Self Storage Portfolio Venture LP	Ownership	100.000	TIAA Board of Governors	N	
			86-1624012				TGA SC Columbus Ford LP	DE	NIA	TGA SS Self Storage Portfolio Venture LP	Ownership	100.000	TIAA Board of Governors	N	
			86-1638763				TGA SC Global Indy I LP	DE	NIA	TGA SS Self Storage Portfolio Venture LP	Ownership	100.000	TIAA Board of Governors	N	
			86-1638905				TGA SC Indianapolis 29th Street LP	DE	NIA	TGA SS Self Storage Portfolio Venture LP	Ownership	100.000	TIAA Board of Governors	N	
			86-1639097				TGA SC Erie Avenue LP	DE	NIA	TGA SS Self Storage Portfolio Venture LP	Ownership	100.000	TIAA Board of Governors	N	
			86-1639231				TGA SC Kensington LP	DE	NIA	TGA SS Self Storage Portfolio Venture LP	Ownership	100.000	TIAA Board of Governors	N	
			86-1639333				TGA SC Germantown LP	DE	NIA	TGA SS Self Storage Portfolio Venture LP	Ownership	100.000	TIAA Board of Governors	N	
			86-1676331				TGA SC Lancaster LP	DE	NIA	TGA SS Self Storage Portfolio Venture LP	Ownership	100.000	TIAA Board of Governors	N	
			86-1676505				TGA SC Beaumont LP	DE	NIA	TGA SS Self Storage Portfolio Venture LP	Ownership	100.000	TIAA Board of Governors	N	
			86-1676901				TGA SC Glenn Heights LP	DE	NIA	TGA SS Self Storage Portfolio Venture LP	Ownership	100.000	TIAA Board of Governors	N	
			86-1677082				TGA SC Houston LP	DE	NIA	TGA SS Self Storage Portfolio Venture LP	Ownership	100.000	TIAA Board of Governors	N	
			86-1677222				TGA SC Hansboro Avenue LP	DE	NIA	TGA SS Self Storage Portfolio Venture LP	Ownership	100.000	TIAA Board of Governors	N	
			84-3255382				TGA Sterling DC LLC	DE	NIA	Teachers Insurance and Annuity Association of America	Ownership	100.000	TIAA Board of Governors	N	
			87-1763260				TGA TCA Durham Logistics Center Investor Member LLC	DE	NIA	Teachers Insurance and Annuity Association of America	Ownership	100.000	TIAA Board of Governors	N	
							TGA TCA Durham Logistics Center LLC	DE	NIA	TGA TCA Durham Logistics Center Investor Member LLC	Ownership	90.000	TIAA Board of Governors	N	
			85-3509669				TGA The Apartments at Blakeney LLC	DE	NIA	Teachers Insurance and Annuity Association of America	Ownership	100.000	TIAA Board of Governors	N	
			84-3093962				TGA The Warehouse At CH Investor Member LLC	DE	NIA	Teachers Insurance and Annuity Association of America	Ownership	100.000	TIAA Board of Governors	N	

SCHEDULE Y
PART 1A - DETAIL OF INSURANCE HOLDING COMPANY SYSTEM

1	2	3	4	5	6	7	8	9	10	11	12	13	14	15	16
Group Code	Group Name	NAIC Company Code	ID Number	Federal RSSD	CIK	Name of Securities Exchange if Publicly Traded (U.S. or International)	Names of Parent, Subsidiaries Or Affiliates	Domi-ciliary Location	Relation-ship to Reporting Entity	Directly Controlled by (Name of Entity/Person)	Type of Control (Ownership, Board, Management, Attorney-in-Fact, Influence, Other)	If Control is Ownership Provide Percen-tage	Ultimate Controlling Entity(ies)/Person(s)	Is an SCA Filing Re-quired? (Y/N)	*
			84-3055701				TGAP The Warehouse At CH LLC	DE	NIA	TGA The Warehouse At CH Investor Member LLC	Ownership	98.500	TIAA Board of Governors	N	
			84-3055465				TGAP The Warehouse At CH Owner LLC	DE	NIA	TGAP The Warehouse At CH LLC	Ownership	100.000	TIAA Board of Governors	N	
			86-1749539				TGA The Warehouse At Ch II Investor Member LLC	DE	NIA	Teachers Insurance and Annuity Association of America	Ownership	100.000	TIAA Board of Governors	N	
							TGAP The Warehouse at CH II LLC	DE	NIA	TGA The Warehouse At Ch II Investor Member LLC	Ownership	90.000	TIAA Board of Governors	N	
							TGAP The Warehouse at CH II Owner LLC	DE	NIA	TGAP The Warehouse at CH II LLC	Ownership	100.000	TIAA Board of Governors	N	
			84-3759437				TGA Tri-State Commerce Center LLC	DE	NIA	Teachers Insurance and Annuity Association of America	Ownership	100.000	TIAA Board of Governors	N	
			85-3917654				TGA Twelve100 Apartments LLC	DE	NIA	Teachers Insurance and Annuity Association of America	Ownership	100.000	TIAA Board of Governors	N	
			85-3554787				TGA University Parcels LLC	DE	NIA	Teachers Insurance and Annuity Association of America	Ownership	100.000	TIAA Board of Governors	N	
			84-3830895				TGA Van Dorens West LLC	DE	NIA	Teachers Insurance and Annuity Association of America	Ownership	100.000	TIAA Board of Governors	N	
			84-3441798				TGA Vista Point South LLC	DE	NIA	Teachers Insurance and Annuity Association of America	Ownership	100.000	TIAA Board of Governors	N	
			84-3527380				TGA Washington DC CC LLC	DE	NIA	Teachers Insurance and Annuity Association of America	Ownership	100.000	TIAA Board of Governors	N	
			84-2939589				TGA Westport Distribution Center LLC	DE	NIA	Teachers Insurance and Annuity Association of America	Ownership	100.000	TIAA Board of Governors	N	
			83-0723201				TGA Yorktown Apartments LLC	DE	NIA	Teachers Insurance and Annuity Association of America	Ownership	100.000	TIAA Board of Governors	N	
			81-1994278	5018626			TGAM Agribusiness Fund LP	DE	NIA	Teachers Insurance and Annuity Association of America	Ownership	99.700	TIAA Board of Governors	N	
			82-2826183				TIAA Administrative Services LLC	DE	NIA	Teachers Insurance and Annuity Association of America	Ownership	100.000	TIAA Board of Governors	N	
				4900500			TIAA CLO I Ltd	CYM	NIA	Teachers Insurance and Annuity Association of America	Management		TIAA Board of Governors	N	
				5049965			TIAA CLO I LLC	DE	NIA	TIAA CLO I Ltd	Ownership	100.000	TIAA Board of Governors	N	
			84-1905731				TIAA CLO I Holding, LLC	DE	NIA	TIAA CLO I Ltd	Ownership	100.000	TIAA Board of Governors	N	
							TIAA CLO III Ltd.	CYM	NIA	Teachers Insurance and Annuity Association of America	Management		TIAA Board of Governors	N	
							TIAA CLO III LLC	DE	NIA	TIAA CLO III Ltd.	Ownership	100.000	TIAA Board of Governors	N	
							TIAA CLO IV Ltd.	CYM	NIA	Teachers Insurance and Annuity Association of America	Management		TIAA Board of Governors	N	
			13-4173396	4599203			TIAA CMBS I, LLC	DE	NIA	Teachers Insurance and Annuity Association of America	Ownership	100.000	TIAA Board of Governors	N	
			13-4173396	4602774			TIAA CMBS I Trust	DE	NIA	TIAA CMBS I, LLC	Ownership	100.000	TIAA Board of Governors	N	
			47-4570655	4900498			TIAA Diversified Public Investments, LLC	DE	NIA	Teachers Insurance and Annuity Association of America	Ownership	100.000	TIAA Board of Governors	N	
			90-0615674	3838857	1502749		TIAA FSB Holdings, Inc.	DE	NIA	Teachers Insurance and Annuity Association of America	Ownership	100.000	TIAA Board of Governors	Y	
			59-3531592	2735146			Everbank Funding, LLC	DE	NIA	TIAA FSB Holdings, Inc.	Ownership	100.000	TIAA Board of Governors	N	
			59-3547521	4318057			TIAA, FSB	US	NIA	TIAA FSB Holdings, Inc.	Ownership	100.000	TIAA Board of Governors	N	
			43-1823879	4318066			AMC Holding, Inc.	FL	NIA	TIAA, FSB	Ownership	100.000	TIAA Board of Governors	N	
			36-1208070	4460817			Customerone Financial Network, Inc.	DE	NIA	AMC Holding, Inc.	Ownership	100.000	TIAA Board of Governors	N	
			11-3642567	4318178			Business Property Lending, Inc.	DE	NIA	TIAA, FSB	Ownership	100.000	TIAA Board of Governors	N	
			61-1560018	4318217	1436613		Elite Lender Services, Inc.	FL	NIA	TIAA, FSB	Ownership	100.000	TIAA Board of Governors	N	
			20-0716627	4318226			Tygris Commercial Financial Group, Inc.	DE	NIA	TIAA, FSB	Ownership	100.000	TIAA Board of Governors	N	
			26-2483829	3867400			TIAA Commercial Finance, Inc.	DE	NIA	Tygris Commercial Financial Group, Inc.	Ownership	100.000	TIAA Board of Governors	N	
							Tygris Asset Finance, Inc.	DE	NIA	Tygris Commercial Financial Group, Inc.	Ownership	100.000	TIAA Board of Governors	N	

STATEMENT AS OF SEPTEMBER 30, 2021 OF THE TIAA-CREF LIFE INSURANCE COMPANY

SCHEDULE Y
PART 1A - DETAIL OF INSURANCE HOLDING COMPANY SYSTEM

1	2	3	4	5	6	7	8	9	10	11	12	13	14	15	16
Group Code	Group Name	NAIC Company Code	ID Number	Federal RSSD	CIK	Name of Securities Exchange if Publicly Traded (U.S. or International)	Names of Parent, Subsidiaries Or Affiliates	Domi-ciliary Location	Relation-ship to Reporting Entity	Directly Controlled by (Name of Entity/Person)	Type of Control (Ownership, Board, Management, Attorney-in-Fact, Influence, Other)	If Control is Owner-ship Provide Percen-tage	Ultimate Controlling Entity(ies)/Person(s)	Is an SCA Filing Re-quired? (Y/N)	*
			81-1241294	4979391			TIAA GBS Holding LLC	.DE	.NIA	Teachers Insurance and Annuity Association of America	Ownership	100.000	TIAA Board of Governors	.N	
				5003789			TIAA GBS Singapore Holding Company Pte. Ltd.	.SGP	.NIA	TIAA GBS Holding LLC	Ownership	100.000	TIAA Board of Governors	.N	
				5006838			TIAA Global Business Services (India) Private Limited	.IND	.NIA	TIAA GBS Singapore Holding Company Pte. Ltd.	Ownership	100.000	TIAA Board of Governors	.N	
			27-5551198	4599267			TIAA Global Ag Holdco LLC	.DE	.NIA	Teachers Insurance and Annuity Association of America	Ownership	100.000	TIAA Board of Governors	.N	
			45-5044364	4627124			Global Agriculture AIV (US) LLC	.DE	.NIA	TIAA Global Ag Holdco LLC	Ownership	98.100	TIAA Board of Governors	.N	
			45-1531685	4643580			Global Ag Properties USA LLC	.DE	.NIA	Global Agriculture AIV (US), LLC	Management		TIAA Board of Governors	.N	
			80-0843991	4644877			Loma del Rio Vineyards, LLC	.DE	.NIA	Global Ag Properties USA LLC	Ownership	55.000	TIAA Board of Governors	.N	1900
			46-2577906	4643973			Sugarloaf Vineyard, LLC	.DE	.NIA	Global Ag Properties USA LLC	Ownership	100.000	TIAA Board of Governors	.N	
			47-1083514	4753582			Global Agriculture II AIV (US) LLC	.DE	.NIA	TIAA Global Ag Holdco LLC	Ownership	100.000	TIAA Board of Governors	.N	
			47-1069783	4755438			Global Ag Properties II USA LLC	.DE	.NIA	Global Agriculture II AIV (US) LLC	Ownership	50.000	TIAA Board of Governors	.N	
			27-5551341	4639994			TIAA-CREF Global Agriculture LLC	.DE	.NIA	TIAA Global Ag Holdco LLC	Management		TIAA Board of Governors	.N	
				4643357			Global AG Properties Australia Pty, Ltd	.AUS	.NIA	TIAA-CREF Global Agriculture LLC	Ownership	100.000	TIAA Board of Governors	.N	
				4643571			Global AG Properties Australia Trust	.AUS	.NIA	TIAA-CREF Global Agriculture LLC	Ownership	100.000	TIAA Board of Governors	.N	
				4643094			Nova Gaia Brasil Participaco Ltda.	.BRA	.NIA	TIAA-CREF Global Agriculture LLC	Ownership	99.990	TIAA Board of Governors	.N	3900
				4644493			Tellus Brasil Participaco S.A.	.BRA	.NIA	Nova Gaia Brasil Participaco Ltda.	Management		TIAA Board of Governors	.N	4000
				4644484			Terraviva Brasil Participaco Ltda.	.BRA	.NIA	Nova Gaia Brasil Participaco Ltda.	Ownership	99.990	TIAA Board of Governors	.N	4100
				4644493			Tellus Brasil Participaco S.A.	.BRA	.NIA	Terraviva Brasil Participaco Ltda.	Management		TIAA Board of Governors	.N	4000
				4863490			Agrobio Investimentos e Participações S.A.	.BRA	.NIA	Tellus Brasil Participaco S.A.	Ownership	100.000	TIAA Board of Governors	.N	
				4646321			Cerpon Participações S.A.	.BRA	.NIA	Tellus Brasil Participaco S.A.	Ownership	100.000	TIAA Board of Governors	.N	
				4725758			Nova Ibiajara Propriedades Agrícolas S.A.	.BRA	.NIA	Tellus Brasil Participaco S.A.	Ownership	100.000	TIAA Board of Governors	.N	
				4653954			Tellus Bahia Propriedades Agrícolas Ltda.	.BRA	.NIA	Tellus Brasil Participaco S.A.	Ownership	100.000	TIAA Board of Governors	.N	
				4653981			Jatobá Propriedades Agrícolas Ltda.	.BRA	.NIA	Tellus Brasil Participaco S.A.	Ownership	100.000	TIAA Board of Governors	.N	
				4644505			Terra do Sol Propriedades Agrícolas S.A.	.BRA	.NIA	Tellus Brasil Participaco S.A.	Ownership	100.000	TIAA Board of Governors	.N	
				4644514			Terrainvest Propriedades Agrícolas S.A.	.BRA	.NIA	Tellus Brasil Participaco S.A.	Ownership	100.000	TIAA Board of Governors	.N	
				4646282			Tparone Participações S.A.	.BRA	.NIA	Tellus Brasil Participaco S.A.	Ownership	100.000	TIAA Board of Governors	.N	
				4646303			Tparone Agrícola S.A.	.BRA	.NIA	Tparone Participações S.A.	Ownership	100.000	TIAA Board of Governors	.N	
				4646291			Tpartwo Participações S.A.	.BRA	.NIA	Tellus Brasil Participaco S.A.	Ownership	100.000	TIAA Board of Governors	.N	
				4646312			Topertwo Agrícola S.A.	.BRA	.NIA	Tpartwo Participações S.A.	Ownership	100.000	TIAA Board of Governors	.N	
			45-1502187	4640011			TIAA-CREF Global Agriculture BR, LLC	.DE	.NIA	TIAA-CREF Global Agriculture LLC	Ownership	100.000	TIAA Board of Governors	.N	
				4643094			Nova Gaia Brasil Participaco Ltda.	.BRA	.NIA	TIAA-CREF Global Agriculture BR, LLC	Ownership	0.010	TIAA Board of Governors	.N	3900
				4644484			Terraviva Brasil Participaco Ltda.	.BRA	.NIA	TIAA-CREF Global Agriculture BR, LLC	Ownership	0.010	TIAA Board of Governors	.N	4100
			47-0974399	4753591	1616610		TIAA-CREF Global Agriculture II LLC	.DE	.NIA	TIAA Global Ag Holdco LLC	Management		TIAA Board of Governors	.N	
			47-1062423	4755447			TIAA-CREF Global Agriculture II BR, LLC	.DE	.NIA	TIAA-CREF Global Agriculture II LLC	Ownership	100.000	TIAA Board of Governors	.N	
			46-2860100	4599276			TIAA Global Equity Income, LLC	.DE	.NIA	Teachers Insurance and Annuity Association of America	Ownership	100.000	TIAA Board of Governors	.N	
			26-3594208	4863502			TIAA Global Public Investments, LLC	.DE	.NIA	Teachers Insurance and Annuity Association of America	Ownership	100.000	TIAA Board of Governors	.N	
			46-3881813	4599892			TIAA GTR HoldCo, LLC	.DE	.NIA	Teachers Insurance and Annuity Association of America	Ownership	100.000	TIAA Board of Governors	.N	
			46-3210500	4724023			Global Timber Resources LLC	.DE	.NIA	TIAA GTR HoldCo, LLC	Ownership	50.000	TIAA Board of Governors	.N	
			46-3909387	4868431			Global Timber SA LLC	.DE	.NIA	Global Timber Resources LLC	Ownership	100.000	TIAA Board of Governors	.N	
			98-1206384	4803151			Forestal Monterrey Colombia SAS	.COL	.NIA	Global Timber SA LLC	Ownership	85.480	TIAA Board of Governors	.N	
			46-3899490	4801906			Global Timber International LLC	.DE	.NIA	Global Timber Resources LLC	Ownership	100.000	TIAA Board of Governors	.N	
				4802789			Global Timber Spain, SL	.ESP	.NIA	Global Timber International LLC	Ownership	100.000	TIAA Board of Governors	.N	
				4868440			Forestal GTR Chile Limitada	.CHL	.NIA	Global Timber Spain, SL	Ownership	99.900	TIAA Board of Governors	.N	
				5165454			Global Timber Resources Colombia, S.A.S.	.COL	.NIA	Global Timber Spain, SL	Ownership	100.000	TIAA Board of Governors	.N	
				5183458			Monte Fresnos Asociacion Agraria de Responsabilidad LTDA	.URY	.NIA	Global Timber Spain, SL	Ownership	100.000	TIAA Board of Governors	.N	
				5183421			Monte Fresnos, S.A.	.URY	.NIA	Global Timber Spain, SL	Ownership	100.000	TIAA Board of Governors	.N	

STATEMENT AS OF SEPTEMBER 30, 2021 OF THE TIAA-CREF LIFE INSURANCE COMPANY

SCHEDULE Y
PART 1A - DETAIL OF INSURANCE HOLDING COMPANY SYSTEM

1	2	3	4	5	6	7	8	9	10	11	12	13	14	15	16
Group Code	Group Name	NAIC Company Code	ID Number	Federal RSSD	CIK	Name of Securities Exchange if Publicly Traded (U.S. or International)	Names of Parent, Subsidiaries Or Affiliates	Domi-ciliary Location	Relation-ship to Reporting Entity	Directly Controlled by (Name of Entity/Person)	Type of Control (Ownership, Board, Management, Attorney-in-Fact, Influence, Other)	If Control is Owner-ship Provide Percen-tage	Ultimate Controlling Entity(ies)/Person(s)	Is an SCA Filing Re-quired? (Y/N)	*
				5183430			Taurion Asociación Agraria de Responsabilidad LTDA	.URY	NIA	Global Timber Spain, SL	Ownership	100.000	TIAA Board of Governors	.N	
				5183449			Taurion, S.A.	.URY	NIA	Global Timber Spain, SL	Ownership	100.000	TIAA Board of Governors	.N	
				4866905			GT Europe Cooperatief U.A.	.NLD	NIA	Global Timber International LLC	Ownership	100.000	TIAA Board of Governors	.N	
				4900425			Global Timber NL, B.V.	.NLD	NIA	GT Europe Cooperatief U.A.	Ownership	100.000	TIAA Board of Governors	.N	
				4901543			GTR Brasil Participacoes Ltda	.BRA	NIA	Global Timber NL, B.V.	Ownership	99.000	TIAA Board of Governors	.N	
				4902380			Brasilwood Reflorestamento S.A.	.BRA	NIA	GTR Brasil Participacoes Ltda	Ownership	75.000	TIAA Board of Governors	.N	
							Brasilwood Terras Florestais S.A.	.BRA	NIA	GTR Brasil Participacoes Ltda	Ownership	97.000	TIAA Board of Governors	.N	
							Khaya Woods Investimentos Florestais LTDA	.BRA	NIA	GTR Brasil Participacoes Ltda	Influence		TIAA Board of Governors	.N	
							Mamoneira Agropastoril S.A.	.BRA	NIA	GTR Brasil Participacoes Ltda	Influence		TIAA Board of Governors	.N	
				5198809			Jatoba Brasil Investimentos Florestais Ltda	.BRA	NIA	GTR Brasil Participacoes Ltda	Ownership	100.000	TIAA Board of Governors	.N	
				5198818			Paineira Investimentos Florestais S.A.	.BRA	NIA	GTR Brasil Participacoes Ltda	Ownership	97.000	TIAA Board of Governors	.N	
							IPOPEMA 95 Closed Investment Fund of Non-Public Assets	.POL	NIA	Global Timber NL, B.V.	Ownership	100.000	TIAA Board of Governors	.N	
				4801915			EKO Topola Sp. z.o.o.	.POL	NIA	IPOPEMA 95 Closed Investment Fund of Non-Public Assets	Ownership	100.000	TIAA Board of Governors	.N	
				4868422			Brusno Resort Sp. z.o.o.	.POL	NIA	IPOPEMA 95 Closed Investment Fund of Non-Public Assets	Ownership	100.000	TIAA Board of Governors	.N	
				4802800			TIAA Infrastructure Investments, LLC	.DE	NIA	Teachers Insurance and Annuity Association of America	Ownership	100.000	TIAA Board of Governors	.N	
			45-3479281	4599306			730 Darwin Holdings LLC	.DE	NIA	TIAA Infrastructure Investments, LLC	Ownership	100.000	TIAA Board of Governors	.N	
			81-5307354	5153983			730 Parking LLC	.DE	NIA	TIAA Infrastructure Investments, LLC	Ownership	100.000	TIAA Board of Governors	.N	
			81-5302296	5157879			730 Interpark, LLC	.DE	NIA	730 Parking LLC	Ownership	100.000	TIAA Board of Governors	.N	
							A-30 Canadian Transport Inc.	.CAN	NIA	TIAA Infrastructure Investments, LLC	Ownership	100.000	TIAA Board of Governors	.N	
							1867 Infrastructure Holdings Inc.	.CAN	NIA	A-30 Canadian Transport Inc.	Ownership	51.000	TIAA Board of Governors	.N	
							1867 NA30 Holding Inc.	.CAN	NIA	1867 Infrastructure Holdings Inc.	Ownership	100.000	TIAA Board of Governors	.N	
							1867 Nouvelle Autoroute 30 Inc.	.CAN	NIA	Iridium Nouvelle Autoroute 30 Inc.	Ownership	50.000	TIAA Board of Governors	.N	
			38-3857916	4602813			I 595 Toll Road, LLC	.DE	NIA	TIAA Infrastructure Investments, LLC	Ownership	100.000	TIAA Board of Governors	.N	
							North American Sustainable Energy Fund, L.P.	.DE	NIA	TIAA Infrastructure Investments, LLC	Ownership	100.000	TIAA Board of Governors	.N	
			46-5279686	4810775			McCommas Bluff Holdings LLC	.DE	NIA	McCommas Bluff Holdings LLC	Influence		TIAA Board of Governors	.N	
				4895660			Dallas Clean Energy, LLC	.DE	NIA	Dallas Clean Energy, LLC	Ownership	51.000	TIAA Board of Governors	.N	
				4896331			Dallas Clean Energy McCommas Bluff, LLC	.DE	NIA	North American Sustainable Energy Fund, L.P.	Ownership	100.000	TIAA Board of Governors	.N	
							Energy Power Investment Company, LLC	.DE	NIA	Energy Power Investment Company, LLC	Ownership	90.500	TIAA Board of Governors	.N	
				4947318			EPP Renewable Energy, LLC	.DE	NIA	Energy Power Investment Company, LLC	Ownership	100.000	TIAA Board of Governors	.N	
							North American Sustainable Energy Fund GP, LLC	.DE	NIA	TIAA Infrastructure Investments, LLC	Ownership	99.900	TIAA Board of Governors	.N	
							North American Sustainable Energy Manager, LLC	.DE	NIA	TIAA Infrastructure Investments, LLC	Ownership	100.000	TIAA Board of Governors	.N	
							TIAA Oil and Gas Investments, LLC	.DE	NIA	Teachers Insurance and Annuity Association of America	Ownership	100.000	TIAA Board of Governors	.N	
			45-2665869	4601115			Actgas, LLC	.DE	NIA	TIAA Oil and Gas Investments, LLC	Ownership	100.000	TIAA Board of Governors	.N	
			45-1286237	4602877			Actoil Bakken, LLC	.DE	NIA	TIAA Oil and Gas Investments, LLC	Ownership	100.000	TIAA Board of Governors	.N	
			46-3410649	4602925			Actoil Utica, LLC	.DE	NIA	TIAA Oil and Gas Investments, LLC	Ownership	100.000	TIAA Board of Governors	.N	
			46-3628993	4602934			TIAA Realty, LLC	.DE	NIA	Teachers Insurance and Annuity Association of America	Ownership	100.000	TIAA Board of Governors	.N	
							T-C 77 Central LLC	.DE	NIA	TIAA Realty, LLC	Ownership	100.000	TIAA Board of Governors	.N	
			11-3519531	4601133			T-C 680 Belleville LLC	.DE	NIA	TIAA Realty, LLC	Ownership	100.000	TIAA Board of Governors	.N	
			81-0902394	4949125			T-C Port Northwest Development, LLC	.DE	NIA	TIAA Realty, LLC	Ownership	100.000	TIAA Board of Governors	.N	
			47-2249307	4763161			TGA 70 Federal Street LLC	.DE	NIA	Teachers Insurance and Annuity Association of America	Ownership	100.000	TIAA Board of Governors	.N	
			46-2678242	4611721			TIAA RFS, LLC	.DE	NIA		Ownership	100.000	TIAA Board of Governors	.N	
			81-3961919	5047626											
				82-2885306											

STATEMENT AS OF SEPTEMBER 30, 2021 OF THE TIAA-CREF LIFE INSURANCE COMPANY

SCHEDULE Y

PART 1A - DETAIL OF INSURANCE HOLDING COMPANY SYSTEM

1	2	3	4	5	6	7	8	9	10	11	12	13	14	15	16
Group Code	Group Name	NAIC Company Code	ID Number	Federal RSSD	CIK	Name of Securities Exchange if Publicly Traded (U.S. or International)	Names of Parent, Subsidiaries Or Affiliates	Domi-ciliary Location	Relation-ship to Reporting Entity	Directly Controlled by (Name of Entity/Person)	Type of Control (Ownership, Board, Management, Attorney-in-Fact, Influence, Other)	If Control is Ownership Provide Percentage	Ultimate Controlling Entity(ies)/Person(s)	Is an SCA Filing Re-quired? (Y/N)	*
			82-2335773 20-2904312	4314479			TIAA Advisory, LLC TIAA-CREF Insurance Agency, LLC	.DE .DE	NIA NIA	TIAA RFS, LLC TIAA RFS, LLC	Ownership Ownership	100.000 100.000	TIAA Board of Governors TIAA Board of Governors	.N .N	
			85-3343718				TIAA Shared Services, LLC	.DE	NIA	Teachers Insurance and Annuity Association of America	Ownership	100.000	TIAA Board of Governors	.N	
			81-2755014	5011346			TIAA SMA Strategies, LLC	.DE	NIA	Teachers Insurance and Annuity Association of America	Ownership	100.000	TIAA Board of Governors	.N	
			45-3029655	4601197			TIAA-Stonepeak Investments I, LLC	.DE	NIA	Teachers Insurance and Annuity Association of America	Ownership	100.000	TIAA Board of Governors	.N	
			45-3030923	4601245			TIAA-Stonepeak Investments II, LLC	.DE	NIA	Teachers Insurance and Annuity Association of America	Ownership	100.000	TIAA Board of Governors	.N	
			45-3164600	4601348			TIAA Super Regional Mall Member Sub, LLC	.DE	NIA	Teachers Insurance and Annuity Association of America	Ownership	100.000	TIAA Board of Governors	.N	
			45-3164764	4644055			T-C Super Regional Mall Venture, LLC	.DE	NIA	TIAA Super Regional Mall Member Sub, LLC	Ownership	51.000	TIAA Board of Governors	.N	
			46-4623585	4801821	1614181		T-C International Plaza REIT LLC	.DE	NIA	T-C Super Regional Mall Venture, LLC	Ownership	100.000	TIAA Board of Governors	.N	
			46-4653326	4801830			T-C International Plaza Investor GP LLC	.DE	NIA	T-C International Plaza REIT LLC	Ownership	100.000	TIAA Board of Governors	.N	
			46-4680948	4801849			T-C International Plaza Investor LP LLC	.DE	NIA	T-C International Plaza REIT LLC	Ownership	100.000	TIAA Board of Governors	.N	
			38-3173536	2884259			Tampa Westshore Associates Limited Partnership	.DE	NIA	T-C International Plaza Investor LP LLC	Influence		TIAA Board of Governors	.N	
			46-2713521	4604116	1595474		T-C Las Vegas Retail REIT LLC	.DE	NIA	T-C Super Regional Mall Venture, LLC	Ownership	100.000	TIAA Board of Governors	.N	
			46-2726147	4612979			T-C Las Vegas Retail Investor LLC	.DE	NIA	T-C Las Vegas Retail REIT LLC	Ownership	100.000	TIAA Board of Governors	.N	
			4615617				Grand Canal Shoppes Holdings, LLC	.DE	NIA	T-C Las Vegas Retail Investor LLC	Influence		TIAA Board of Governors	.N	
			45-3165203	4644064	1544129		T-C Midwest REIT, LLC	.DE	NIA	T-C Super Regional Mall Venture, LLC	Ownership	99.800	TIAA Board of Governors	.N	
			45-2211957	4644073			T-C Midwest Retail, LLC	.DE	NIA	T-C Midwest REIT, LLC	Ownership	100.000	TIAA Board of Governors	.N	
			4644288				GBL/T-C, LLC	.DE	NIA	T-C Midwest Retail, LLC	Ownership	50.000	TIAA Board of Governors	.N	
			45-3164998	4644082	1544127		T-C Montgomery Mall REIT, LLC	.DE	NIA	T-C Super Regional Mall Venture, LLC	Ownership	99.800	TIAA Board of Governors	.N	
			27-4117159	4644091			T-C Montgomery Mall, LLC	.DE	NIA	T-C Montgomery Mall REIT, LLC	Ownership	100.000	TIAA Board of Governors	.N	
			95-4658637	4644886			Montgomery Mall of Maryland, LLC	.MD	NIA	T-C Montgomery Mall, LLC	Ownership	50.000	TIAA Board of Governors	.N	
			45-1286386	4601526			TIAA SynGas, LLC	.DE	NIA	Teachers Insurance and Annuity Association of America	Ownership	100.000	TIAA Board of Governors	.N	
			13-1624203	4741758			730 Catsolar, LLC	.DE	NIA	TIAA SynGas, LLC	Ownership	100.000	TIAA Board of Governors	.N	
			4747835				Catalina Solar Lessee Holdco, LLC	.CA	NIA	730 Catsolar, LLC	Ownership	50.000	TIAA Board of Governors	.N	
			4749866				Catalina Solar Lessee, LLC	.CA	NIA	Catalina Solar Lessee Holdco, LLC	Ownership	100.000	TIAA Board of Governors	.N	
			56-2492641	4643900			SG Solutions, LLC	.DE	NIA	TIAA SynGas, LLC	Influence		TIAA Board of Governors	.N	
			27-0195010	4626088			AE Investor II, LLC	.DE	NIA	TIAA SynGas, LLC	Ownership	57.000	TIAA Board of Governors	.N	
			20-8892977	4599810			TIAA Union Place Phase I, LLC	.DE	NIA	Teachers Insurance and Annuity Association of America	Ownership	100.000	TIAA Board of Governors	.N	
			20-8281443	4640066			Union Place Phase I, LLC	.DE	NIA	TIAA Union Place Phase I, LLC	Ownership	100.000	TIAA Board of Governors	.N	
			45-4486211	4602886			TIAA Wind Investments, LLC	.DE	NIA	Teachers Insurance and Annuity Association of America	Ownership	100.000	TIAA Board of Governors	.N	
			45-3743502	4626136			Capistrano Wind Partners, LLC	.DE	NIA	TIAA Wind Investments, LLC	Influence		TIAA Board of Governors	.N	
			55-0856733	4314349	882928		TIAA-CREF Individual & Institutional Services, LLC	.DE	NIA	Teachers Insurance and Annuity Association of America	Ownership	100.000	TIAA Board of Governors	.N	
			20-8384004	4599490			TIAA-CREF LPHC, LLC	.DE	NIA	Teachers Insurance and Annuity Association of America	Ownership	100.000	TIAA Board of Governors	.N	
			46-1191235	5018671	1611288		TIAA-CREF Real Property Fund GP, LLC	.DE	NIA	TIAA-CREF LPHC, LLC	Ownership	100.000	TIAA Board of Governors	.N	
			20-5591124	4314273			TIAA-CREF Redwood, LLC	.DE	NIA	Teachers Insurance and Annuity Association of America	Ownership	100.000	TIAA Board of Governors	.N	
			20-5631854	4314282			TIAA Kapsick, LLC	.DE	NIA	TIAA-CREF Redwood, LLC	Ownership	100.000	TIAA Board of Governors	.N	
			13-4026557	4314116	1627236		TIAA-CREF Tuition Financing, Inc.	.DE	NIA	Teachers Insurance and Annuity Association of America	Ownership	100.000	TIAA Board of Governors	.N	
			4844163				UK PPP Investments, LP	.GBR	NIA	Teachers Insurance and Annuity Association of America	Ownership	100.000	TIAA Board of Governors	.N	
			4848590				Wigg (Holdings) Limited	.GBR	NIA	UK PPP Investments, LP	Ownership	100.000	TIAA Board of Governors	.N	
			4848983				Wigg Investments Limited	.GBR	NIA	Wigg (Holdings) Limited	Ownership	100.000	TIAA Board of Governors	.N	

SCHEDULE Y
PART 1A - DETAIL OF INSURANCE HOLDING COMPANY SYSTEM

1	2	3	4	5	6	7	8	9	10	11	12	13	14	15	16
Group Code	Group Name	NAIC Company Code	ID Number	Federal RSSD	CIK	Name of Securities Exchange if Publicly Traded (U.S. or International)	Names of Parent, Subsidiaries Or Affiliates	Domi-ciliary Location	Relation-ship to Reporting Entity	Directly Controlled by (Name of Entity/Person)	Type of Control (Ownership, Board, Management, Attorney-in-Fact, Influence, Other)	If Control is Owner-ship Provide Percen-tage	Ultimate Controlling Entity(ies)/Person(s)	Is an SCA Filing Re-quired? (Y/N)	*
				4849739			Merseylink (Holdings) Limited	GBR	NIA	Wigg Investments Limited	Influence		TIAA Board of Governors	N	
				4852298			Merseylink (Finance) Limited	GBR	NIA	Merseylink (Holdings) Limited	Ownership	100.000	TIAA Board of Governors	N	
				4860239			Merseylink Limited	GBR	NIA	Merseylink (Finance) Limited	Ownership	100.000	TIAA Board of Governors	N	
				4858638			Merseylink (Issuer) plc	GBR	NIA	Merseylink (Finance) Limited	Ownership	100.000	TIAA Board of Governors	N	
			87-1101091				Union Property Operations NRE III LLC	DE	NIA	Teachers Insurance and Annuity Association of America	Ownership	100.000	TIAA Board of Governors	N	
			36-4932527				U.S. Cities Industrial Fund LP	DE	NIA	Teachers Insurance and Annuity Association of America	Management		TIAA Board of Governors	N	
			30-1108455				U.S. Cities Multifamily Fund LP	DE	NIA	Teachers Insurance and Annuity Association of America	Management		TIAA Board of Governors	N	
							U.S. Cities Office Fund LP	DE	NIA	Teachers Insurance and Annuity Association of America	Ownership	85.360	TIAA Board of Governors	N	
			61-1914684				U.S. Cities Office Fund REIT LLC	DE	NIA	U.S. Cities Office Fund LP	Ownership	100.000	TIAA Board of Governors	N	
							U.S. Cities Office Fund Operating GP LLC	DE	NIA	U.S. Cities Office Fund REIT LLC	Ownership	100.000	TIAA Board of Governors	N	
			36-4919858				U.S. Cities Office Fund Operating LP	DE	NIA	U.S. Cities Office Fund REIT LLC	Ownership	100.000	TIAA Board of Governors	N	
			84-4773752				USCOF Maryland Farms Holdings LLC	DE	NIA	U.S. Cities Office Fund Operating LP	Ownership	100.000	TIAA Board of Governors	N	
							U.S. Cities Office Fund Maryland Farms Co-Invest	DE	NIA	USCOF Maryland Farms Holdings LLC	Ownership	51.000	TIAA Board of Governors	N	3800
			84-4775239							U.S. Cities Office Fund Maryland Farms Co-Invest	Ownership	97.000	TIAA Board of Governors	N	
			84-4775394				VRE-NRE Maryland Farms Venture	DE	NIA	U.S. Cities Office Fund Operating LP	Ownership	100.000	TIAA Board of Governors	N	
			87-1365205				USCOF Mobius Operating Member LLC	DE	NIA	U.S. Cities Office Fund Operating LP	Ownership	100.000	TIAA Board of Governors	N	
			85-3371600				USCOF Optical Court LLC	DE	NIA	Teachers Insurance and Annuity Association of America	Ownership	100.000	TIAA Board of Governors	N	
							U.S. Cities Retail Fund LP	DE	NIA	U.S. Cities Retail Fund LP	Ownership	100.000	TIAA Board of Governors	N	
			82-3970010				U.S. Cities Retail Fund REIT LLC	DE	NIA	U.S. Cities Retail Fund REIT LLC	Ownership	100.000	TIAA Board of Governors	N	
			82-4016503				U.S. Cities Retail Fund Operating GP LLC	DE	NIA	U.S. Cities Retail Fund REIT LLC	Ownership	100.000	TIAA Board of Governors	N	
			82-4069923				U.S. Cities Retail Fund Operating LP	DE	NIA	U.S. Cities Retail Fund REIT LLC	Ownership	100.000	TIAA Board of Governors	N	
			82-4037905				T-C 919 N. Michigan Avenue Retail, LLC	DE	NIA	U.S. Cities Retail Fund Operating LP	Ownership	100.000	TIAA Board of Governors	N	
			46-0750331	4612111			USCRF KRG JV Investor Member LLC	DE	NIA	U.S. Cities Retail Fund Operating LP	Ownership	100.000	TIAA Board of Governors	N	
							KRG USCRF Retail Portfolio LLC	DE	NIA	USCRF KRG JV Investor Member LLC	Ownership	100.000	TIAA Board of Governors	N	
			37-1904986				KRG 951 & 41, LLC	DE	NIA	KRG USCRF Retail Portfolio LLC	Ownership	100.000	TIAA Board of Governors	N	
							KRG Livingston Center, LLC	DE	NIA	KRG USCRF Retail Portfolio LLC	Ownership	100.000	TIAA Board of Governors	N	
							KRG-USCRF Plaza Volente, LLC	DE	NIA	Teachers Insurance and Annuity Association of America	Ownership	100.000	TIAA Board of Governors	N	
							U.S. Core-Plus Real Estate Debt Fund LP	DE	NIA	U.S. Core-Plus Real Estate Debt Fund LP	Management		TIAA Board of Governors	N	
			82-3988257				CRED REIT LLC	DE	NIA	CRED REIT LLC	Ownership	100.000	TIAA Board of Governors	N	
			82-3760575				CRED REIT Holdco LLC	DE	NIA	CRED REIT Holdco LLC	Ownership	100.000	TIAA Board of Governors	N	
			47-1938723				CRED Glenhardie LLC	DE	NIA	CRED REIT Holdco LLC	Ownership	100.000	TIAA Board of Governors	N	
			84-2113010				CRED HO LLC	DE	NIA	CRED REIT Holdco LLC	Ownership	100.000	TIAA Board of Governors	N	
			85-1296109				CRED REIT Holdco Alta LLC	DE	NIA	CRED REIT Holdco LLC	Ownership	100.000	TIAA Board of Governors	N	
			86-3290456				CRED REIT Holdco Hacienda LLC	DE	NIA	CRED REIT Holdco LLC	Ownership	100.000	TIAA Board of Governors	N	
			87-1440716				CRED REIT Holdco Phoenix Industrial LLC	DE	NIA	CRED REIT Holdco LLC	Ownership	100.000	TIAA Board of Governors	N	
			87-0979505				CRED REIT Holdco Seller LLC	DE	NIA	CRED REIT Holdco LLC	Ownership	100.000	TIAA Board of Governors	N	
			83-2024014				CRED REIT Holdco TRS LLC	DE	NIA	CRED REIT Holdco LLC	Ownership	100.000	TIAA Board of Governors	N	
			81-1392434				CRED REIT Holdco Velocity LLC	DE	NIA	CRED REIT Holdco LLC	Ownership	100.000	TIAA Board of Governors	N	
			86-2266688				CRED REIT Manager LLC	DE	NIA	CRED REIT Holdco LLC	Ownership	100.000	TIAA Board of Governors	N	
			82-4800804				CRED REIT Member LP	DE	NIA	CRED REIT Holdco LLC	Ownership	100.000	TIAA Board of Governors	N	
			82-5347019				CRED Sawtelle LLC	DE	NIA	CRED REIT Holdco LLC	Ownership	100.000	TIAA Board of Governors	N	
			83-2267896				CRED SJA 555 Mangum LLC	DE	NIA	CRED REIT Holdco LLC	Ownership	100.000	TIAA Board of Governors	N	
							CRED Slabtown LLC	DE	NIA	CRED REIT Holdco LLC	Ownership	100.000	TIAA Board of Governors	N	
			83-3184068				CRED West Coast Industrial LLC	DE	NIA	CRED REIT Holdco LLC	Ownership	100.000	TIAA Board of Governors	N	
			83-4107560				U.S. Strategic Industrial Fund II LP	DE	NIA	U.S. Strategic Industrial Fund II GP LLC	Management		TIAA Board of Governors	N	
			85-2116787							Teachers Insurance and Annuity Association of America	Ownership	100.000	TIAA Board of Governors	N	
			84-3440905				Western A Midwest TN, LLC	DE	NIA						

STATEMENT AS OF SEPTEMBER 30, 2021 OF THE TIAA-CREF LIFE INSURANCE COMPANY

SCHEDULE Y
PART 1A - DETAIL OF INSURANCE HOLDING COMPANY SYSTEM

1	2	3	4	5	6	7	8	9	10	11	12	13	14	15	16
Group Code	Group Name	NAIC Company Code	ID Number	Federal RSSD	CIK	Name of Securities Exchange if Publicly Traded (U.S. or International)	Names of Parent, Subsidiaries Or Affiliates	Domi-ciliary Location	Relation-ship to Reporting Entity	Directly Controlled by (Name of Entity/Person)	Type of Control (Ownership, Board, Management, Attorney-in-Fact, Influence, Other)	If Control is Owner-ship Provide Percen-tage	Ultimate Controlling Entity(ies)/Person(s)	Is an SCA Filing Re-quired? (Y/N)	*
			83-1931152				Winslow Growth Capital Fund II, L.P.	DE	NIA	Teachers Insurance and Annuity Association of America	Ownership	100.000	TIAA Board of Governors	N	
			51-0141732	4599829			WRC Properties, LLC	DE	NIA	Teachers Insurance and Annuity Association of America	Ownership	100.000	TIAA Board of Governors	N	

Asterisk	Explanation
0100	AGR Services LLC is ultimately controlled and owned entirely by TIAA, with 99% owned by AGR Partners LLC and 1% owned by Nuveen Alternative Holdings, LLC.
0200	Greenwood Resources Brasil, Ltda. is ultimately controlled and owned entirely by TIAA, with 99% owned by Greenwood Resources Forest Management, LLC and 1% owned by Greenwood Resources, Inc.
0300	CAM HR Resources LLC is ultimately controlled and owned entirely by TIAA, with 99% owned by Churchill Asset Management LLC and 1% owned by Nuveen Alternative Holdings, LLC.
0400	TIAA European Farmland Fund GP LP is ultimately controlled and owned entirely by TIAA, with 50% owned by Nuveen Alternative Services, LLC and 50% owned by TEFF Holdco LLC.
0500	Nuveen CP LLC is owned 79.2% by Nuveen CP Holdings 1 LLC and 0.8% by Nuveen CP Holdings 2 LLC.
0600	TGAM APAC LLC is ultimately controlled and owned entirely by TIAA, with TGAM Subsidiary HC LLC, TIAA International Subsidiary HC LLC and Nuveen International Holdings LLC each owning 33.33%
0700	TGAM HK HC LLC is ultimately controlled and owned entirely by TIAA, with TGAM APAC LLC, TGAM Asia LLC, TIAA International APAC LLC and TIAA International Asia LLC each owning 25%
0800	TGAM Asia LLC is ultimately controlled and owned entirely by TIAA, with TGAM Subsidiary HC LLC, TIAA International Subsidiary HC LLC and Nuveen International Holdings LLC each owning 33.33%
0900	TIAA International APAC LLC is ultimately controlled and owned entirely by TIAA, with TGAM Subsidiary HC LLC, TIAA International Subsidiary HC LLC and Nuveen International Holdings LLC each owning 33.33%
1000	TIAA International Asia LLC is ultimately controlled and owned entirely by TIAA, with TGAM Subsidiary HC LLC, TIAA International Subsidiary HC LLC and Nuveen International Holdings LLC each owning 33.33%
1100	Clean Energy Partners HoldCo LLP is ultimately controlled and owned entirely by TIAA, with 99% owned by TIAA International Holdings 2, Ltd. and 1% owned by TIAA International Holdings 1, Ltd.
1200	Nuveen Real Estate Limited is ultimately controlled and owned entirely by TIAA, with 99% owned by TIAA International Holdings 3, Ltd. and 1% owned by TIAA International Holdings 1, Ltd.
1300	European Cities Partnership SCSp is owned 29.8% by T-C Lux Investments Special Limited Partnership and 1% by European Cities Partnership (GP) S.à.r.l.
1400	Global Real Estate Debt Partners Fund II (UK) SCSp is ultimately controlled by TIAA, with 18.75% owned by TIAA and 0.5% owned by Nuveen Real Estate Debt Partners II (GP) S.à.r.l.
1500	Westchester Group SRL is controlled and owned entirely by TIAA, with 99% owned by Westchester Group of Europe Ltd. and 1% owned by Westchester Group of Poland Sp. Z.o.o.
1600	Westchester Group South America Gestao de Investimentos Ltda. is controlled and owned entirely by TIAA, with 99% owned by Westchester Group Investment Management, Inc. and 1% owned by Westchester Group Real Estate, Inc.
1700	730 Texas Timberlands II, Ltd. is ultimately controlled and owned entirely by TIAA, which directly owns 99.5%. 730 Texas Forest Holdings, Inc., which is owned 100% by TIAA, owns .5%.
1800	730 Texas Timberlands, Ltd. is ultimately controlled and owned entirely by TIAA, with 99.5% owned by TIAA Timberlands I, LLC and .5% owned by 730 Texas Forest Holdings, Inc.
1900	Loma del Rio Vineyards, LLC is ultimately controlled and owned entirely by TIAA, with 45% owned by Premiere Agricultural Properties, LLC and 55% owned by Global Ag Properties USA, LLC.
2000	1608 Chestnut Partners LP is ultimately controlled by TIAA, with 99% owned by T-C 1608 Chestnut Limited Partner LLC and 1% owned by T-C 1608 Chestnut General Partner LLC.
2100	Global Real Estate Debt Partners Fund I (UK) SCSp is controlled by TIAA, which owns 36.3%. T-C Lux Investments Special Limited Partnership, which is 100% owned by TIAA, owns 24.3%.
2200	Radar Propriedades Agrícolas S.A. is owned 65.77% by Mansilla Participacoes LTDA and 15.31% by Radar II Propriedades Agrícolas S.A.
2300	Cityhold Nymphe S.à r.l. (Nymphe) is owned by TIAA via a 25% ownership of Cityhold Office Partnership S.à r.l., which owns 88% of Nymphe, and 3% owned by wholly-owned ND Europe Office Holding S.à r.l.
2400	OVG Cloud S.à r.l. (OVG) is owned by TIAA via a 25% ownership of Cityhold Propco 11 S.à r.l. (10.1% of OVG) and Cityhold Propco 12 S.à r.l. (89.9% of OVG).
2500	Cityhold Euro S.à r.l. (CES) is owned by TIAA via a 25% ownership of Cityhold Propco 9 S.à r.l., which owns 88% of CES, and 3% owned by wholly-owned ND Europe Office Holding S.à r.l.
2600	SNC Roosevelt is owned by TIAA via a 25% ownership of Cityhold Propco 9 S.à r.l., which owns SAS Roosevelt (99.99% of SNC Roosevelt) and Roosevelt Participation S.à r.l. (0.01%).
2700	London Belgrave Unit Trust (LBUT) is owned by TIAA via a 25% ownership of Cityhold Office Partnership S.à r.l., which owns Cityhold UK Holding S.à r.l. (99.8% of LBUT) and Cityhold UK Investment S.à r.l. (0.2%).
2800	New Fetter Lane Unit Trust (NFLUT) is owned by TIAA via a 25% ownership of Cityhold Office Partnership S.à r.l., which owns Cityhold UK Holding S.à r.l. (99.9% of NFLUT) and Cityhold UK Investment S.à r.l. (0.1%).
2900	60 Great Portland Street Unit Trust (60GPS) is owned by TIAA via a 25% ownership of Cityhold Office Partnership S.à r.l., which owns Cityhold UK Holding S.à r.l. (99.4% of 60GPS) and Cityhold UK Investment S.à r.l. (0.6%).
3000	70 St. Mary Axe Unit Trust (SMAUT) is owned by TIAA via a 25% ownership of Cityhold Office Partnership S.à r.l., which owns SMA Holding S.à r.l. (99.9% of SMAUT) and Cityhold UK Investment S.à r.l. (0.1%).
3100	Gropius Passagen GmbH & Co KG is controlled by TIAA, and partially owned by Gropius S.à r.l., which owns 99.8% and TIAA Lux 11 S.à.r.l. which owns 0.16%.
3200	T-C Europe LP is ultimately controlled and owned entirely by TIAA, with 99% owned by TIAA and 1% owned by T-C Europe Holding, Inc.
3300	Roppenheim Outlet SNC (ROSNC) is ultimately controlled by TIAA via a 61.8% ownership of Neptune Property Venture S.à r.l., which owns Roppenheim Holding SAS (99.99% of ROSNC) Neptune Roppenheim Holding S.à r.l. (0.01%).
3400	Adeoti Empreendimentos Imobiliários Ltda is ultimately controlled and owned entirely by TIAA, with 51% of ownership with T-C JK I, LLC and 49% of ownership with T-C JK II, LLC
3500	Waterford Blue Lagoon LP is controlled by TIAA, and partially owned indirectly by T-C Waterford Blue Lagoon LLC, which owns 50%, and T-C Waterford Blue Lagoon General Partner, LLC, which owns 1%.
3600	Asia Pacific Cities Fund, FCP is owned 23.98% by TGA APAC Fund Holdings, LLC and 23.98% by TGA Real Estate Fund Holdings, LLC
3700	VIE Student House A GmbH & Co KG is controlled by TIAA, and partially owned indirectly by Eagle Austria Holdings S.à r.l., which owns 94%, and CB Kribeau Dzwel GmbH, which owns 6%.
3800	U.S. Cities Office Fund Maryland Farms Co-Invest is ultimately controlled and owned entirely by TIAA, with 51% owned by USCOF Maryland Farms Holdings LLC and 49% owned by TGA Maryland Farms Holdings LLC.
3900	Nova Gaia Brasil Participaco Ltda. is owned 99.99% by TIAA-CREF Global Agriculture LLC and 0.01% by TIAA-CREF Global Agriculture BR, LLC.
4000	Tellus Brasil Participaco S.A. is owned 48.9% by Terraviva Brasil Participaco Ltda. and 0.47% by Nova Gaia Brasil Participaco Ltda.
4100	Terraviva Brasil Participaco Ltda. is owned 99.99% by Nova Gaia Brasil Participaco Ltda. and 0.01% by TIAA-CREF Global Agriculture BR, LLC.

STATEMENT AS OF SEPTEMBER 30, 2021 OF THE TIAA-CREF LIFE INSURANCE COMPANY

Asterisk	Explanation

STATEMENT AS OF SEPTEMBER 30, 2021 OF THE TIAA-CREF LIFE INSURANCE COMPANY

SUPPLEMENTAL EXHIBITS AND SCHEDULES INTERROGATORIES

The following supplemental reports are required to be filed as part of your statement filing. However, in the event that your company does not transact the type of business for which the special report must be filed, your response of NO to the specific interrogatory will be accepted in lieu of filing a "NONE" report and a bar code will be printed below. If the supplement is required of your company but is not being filed for whatever reason enter SEE EXPLANATION and provide an explanation following the interrogatory questions.


	Response
1. Will the Trusteed Surplus Statement be filed with the state of domicile and the NAIC with this statement?	SEE EXPLANATION
2. Will the Medicare Part D Coverage Supplement be filed with the state of domicile and the NAIC with this statement?	NO
3. Will the Reasonableness of Assumptions Certification required by Actuarial Guideline XXXV be filed with the state of domicile and electronically with the NAIC?	NO
4. Will the Reasonableness and Consistency of Assumptions Certification required by Actuarial Guideline XXXV be filed with the state of domicile and electronically with the NAIC?	NO
5. Will the Reasonableness of Assumptions Certification for Implied Guaranteed Rate Method required by Actuarial Guideline XXXVI be filed with the state of domicile and electronically with the NAIC?	NO
6. Will the Reasonableness and Consistency of Assumptions Certification required by Actuarial Guideline XXXVI (Updated Average Market Value) be filed with the state of domicile and electronically with the NAIC?	NO
7. Will the Reasonableness and Consistency of Assumptions Certification required by Actuarial Guideline XXXVI (Updated Market Value) be filed with the state of domicile and electronically with the NAIC?	NO
8. Will the Life PBR Statement of Exemption be filed with the state of domicile by July 1st and electronically with the NAIC with the second quarterly filing per the Valuation Manual (by August 15)? (2nd Quarter Only) The response for 1st and 3rd quarters should be N/A. A NO response resulting with a bar code is only appropriate in the 2nd quarter.	N/A

Explanation:

1. The company is not a U.S. branch of a Non-U.S. insurer.
2.
3.
4.
5.
6.
7.

Bar Code:

2. Medicare Part D Coverage Supplement [Document Identifier 365]



3. Reasonableness of Assumptions Certification required by Actuarial Guideline XXXV [Document Identifier 445]
4. Reasonableness and Consistency of Assumptions Certification required by Actuarial Guideline XXXV [Document Identifier 446]
5. Reasonableness of Assumptions Certification for Implied Guaranteed Rate Method required by Actuarial Guideline XXXVI [Document Identifier 447]
6. Reasonableness and Consistency of Assumptions Certification required by Actuarial Guideline XXXVI [Document Identifier 448]
7. Reasonableness and Consistency of Assumptions Certification required by Actuarial Guideline XXXVI (Updated Market Value) [Document Identifier 449]

NONE

SCHEDULE A - VERIFICATION

Real Estate

	1	2
	Year to Date	Prior Year Ended December 31
1. Book/adjusted carrying value, December 31 of prior year		
2. Cost of acquired:		
2.1 Actual cost at time of acquisition		
2.2 Additional investment made after acquisition		
3. Current year change in encumbrances		
4. Total gain (loss) on disposals		
5. Deduct amounts received on disposals		
6. Total foreign exchange change in book/adjusted carrying value		
7. Deduct current year's other than temporary impairment recognized		
8. Deduct current year's depreciation		
9. Book/adjusted carrying value at the end of current period (Lines 1+2+3+4-5+6-7-8)		
10. Deduct total nonadmitted amounts		
11. Statement value at end of current period (Line 9 minus Line 10)		

SCHEDULE B - VERIFICATION

Mortgage Loans

	1	2
	Year to Date	Prior Year Ended December 31
1. Book value/recorded investment excluding accrued interest, December 31 of prior year		
2. Cost of acquired:		
2.1 Actual cost at time of acquisition		
2.2 Additional investment made after acquisition		
3. Capitalized deferred interest and other		
4. Accrual of discount		
5. Unrealized valuation increase (decrease)		
6. Total gain (loss) on disposals		
7. Deduct amounts received on disposals		
8. Deduct amortization of premium and mortgage interest paid and commitment fees		
9. Total foreign exchange change in book value/recorded investment excluding accrued interest		
10. Deduct current year's other than temporary impairment recognized		
11. Book value/recorded investment excluding accrued interest at end of current period (Lines 1+2+3+4+5+6-7-8+9-10)		
12. Total valuation allowance		
13. Subtotal (Line 11 plus Line 12)		
14. Deduct total nonadmitted amounts		
15. Statement value at end of current period (Line 13 minus Line 14)		

SCHEDULE BA - VERIFICATION

Other Long-Term Invested Assets

	1	2
	Year to Date	Prior Year Ended December 31
1. Book/adjusted carrying value, December 31 of prior year	4,666,857	4,687,634
2. Cost of acquired:		
2.1 Actual cost at time of acquisition		
2.2 Additional investment made after acquisition		
3. Capitalized deferred interest and other		
4. Accrual of discount	1,044	1,309
5. Unrealized valuation increase (decrease)		
6. Total gain (loss) on disposals		
7. Deduct amounts received on disposals		
8. Deduct amortization of premium and depreciation	17,395	22,086
9. Total foreign exchange change in book/adjusted carrying value		
10. Deduct current year's other than temporary impairment recognized		
11. Book/adjusted carrying value at end of current period (Lines 1+2+3+4+5+6-7-8+9-10)	4,650,506	4,666,857
12. Deduct total nonadmitted amounts		
13. Statement value at end of current period (Line 11 minus Line 12)	4,650,506	4,666,857

SCHEDULE D - VERIFICATION

Bonds and Stocks

	1	2
	Year to Date	Prior Year Ended December 31
1. Book/adjusted carrying value of bonds and stocks, December 31 of prior year	11,168,488,129	8,666,315,772
2. Cost of bonds and stocks acquired	2,217,570,127	3,835,682,050
3. Accrual of discount	3,529,749	4,379,784
4. Unrealized valuation increase (decrease)	1,074,613	
5. Total gain (loss) on disposals	12,509,834	18,492,273
6. Deduct consideration for bonds and stocks disposed of	953,830,775	1,351,437,627
7. Deduct amortization of premium	8,756,268	10,373,485
8. Total foreign exchange change in book/adjusted carrying value		
9. Deduct current year's other than temporary impairment recognized	1,047,991	915,917
10. Total investment income recognized as a result of prepayment penalties and/or acceleration fees	4,495,968	6,345,279
11. Book/adjusted carrying value at end of current period (Lines 1+2+3+4+5-6-7+8-9+10)	12,444,033,386	11,168,488,129
12. Deduct total nonadmitted amounts		
13. Statement value at end of current period (Line 11 minus Line 12)	12,444,033,386	11,168,488,129

STATEMENT AS OF SEPTEMBER 30, 2021 OF THE TIAA-CREF LIFE INSURANCE COMPANY

SCHEDULE D - PART 1B

Showing the Acquisitions, Dispositions and Non-Trading Activity
During the Current Quarter for all Bonds and Preferred Stock by NAIC Designation

NAIC Designation	1 Book/Adjusted Carrying Value Beginning of Current Quarter	2 Acquisitions During Current Quarter	3 Dispositions During Current Quarter	4 Non-Trading Activity During Current Quarter	5 Book/Adjusted Carrying Value End of First Quarter	6 Book/Adjusted Carrying Value End of Second Quarter	7 Book/Adjusted Carrying Value End of Third Quarter	8 Book/Adjusted Carrying Value December 31 Prior Year
BONDS								
1. NAIC 1 (a)	7,156,118,187	863,378,578	533,155,659	34,079,795	7,062,641,191	7,156,118,187	7,520,420,901	7,317,176,910
2. NAIC 2 (a)	4,676,508,053	405,597,664	97,286,515	(36,234,275)	4,460,214,403	4,676,508,053	4,948,584,927	4,096,718,119
3. NAIC 3 (a)					3,074,660			5,073,220
4. NAIC 4 (a)								
5. NAIC 5 (a)	349,108		37,787	2,170	378,156	349,108	313,491	405,640
6. NAIC 6 (a)								
7. Total Bonds	11,832,975,348	1,268,976,242	630,479,961	(2,152,310)	11,526,308,410	11,832,975,348	12,469,319,319	11,419,373,889
PREFERRED STOCK								
8. NAIC 1								
9. NAIC 2	8,772,960			(215,040)		8,772,960	8,557,920	
10. NAIC 3								
11. NAIC 4								
12. NAIC 5								
13. NAIC 6	908,730			190,845	2,340,379	908,730	1,099,575	182,882
14. Total Preferred Stock	9,681,690			(24,195)	2,340,379	9,681,690	9,657,495	182,882
15. Total Bonds and Preferred Stock	11,842,657,038	1,268,976,242	630,479,961	(2,176,505)	11,528,648,789	11,842,657,038	12,478,976,814	11,419,556,771

(a) Book/Adjusted Carrying Value column for the end of the current reporting period includes the following amount of short-term and cash equivalent bonds by NAIC designation:

NAIC 1 \$31,643,470 ; NAIC 2 \$3,300,000 ; NAIC 3 \$ NAIC 4 \$; NAIC 5 \$; NAIC 6 \$

SCHEDULE DA - PART 1

Short-Term Investments

	1	2	3	4	5
	Book/Adjusted Carrying Value	Par Value	Actual Cost	Interest Collected Year-to-Date	Paid for Accrued Interest Year-to-Date
9199999 Totals	3,443,488	xxx	3,840,704	51,287	231

SCHEDULE DA - VERIFICATION

Short-Term Investments

	1	2
	Year To Date	Prior Year Ended December 31
1. Book/adjusted carrying value, December 31 of prior year	3,385,093	
2. Cost of short-term investments acquired	1,041,739	40,956,307
3. Accrual of discount	33	2,458
4. Unrealized valuation increase (decrease)		
5. Total gain (loss) on disposals	21	(3,572)
6. Deduct consideration received on disposals	507,194	37,525,686
7. Deduct amortization of premium	476,204	44,414
8. Total foreign exchange change in book/adjusted carrying value		
9. Deduct current year's other than temporary impairment recognized		
10. Book/adjusted carrying value at end of current period (Lines 1+2+3+4+5-6-7+8-9)	3,443,488	3,385,093
11. Deduct total nonadmitted amounts		
12. Statement value at end of current period (Line 10 minus Line 11)	3,443,488	3,385,093

Schedule DB - Part A - Verification - Options, Caps, Floors, Collars, Swaps and Forwards

N O N E

Schedule DB - Part B - Verification - Futures Contracts

N O N E

Schedule DB - Part C - Section 1 - Replication (Synthetic Asset) Transactions (RSATs) Open

N O N E

Schedule DB-Part C-Section 2-Reconciliation of Replication (Synthetic Asset) Transactions Open

N O N E

Schedule DB - Verification - Book/Adjusted Carrying Value, Fair Value and Potential Exposure of
Derivatives

N O N E

SCHEDULE E - PART 2 - VERIFICATION

(Cash Equivalents)

	1	2
	Year To Date	Prior Year Ended December 31
1. Book/adjusted carrying value, December 31 of prior year	247,683,592	253,545,091
2. Cost of cash equivalents acquired	2,095,808,969	8,378,080,866
3. Accrual of discount	17,703	366,592
4. Unrealized valuation increase (decrease)		
5. Total gain (loss) on disposals	3,833	15,839
6. Deduct consideration received on disposals	2,312,014,116	8,384,324,796
7. Deduct amortization of premium		
8. Total foreign exchange change in book/adjusted carrying value		
9. Deduct current year's other than temporary impairment recognized		
10. Book/adjusted carrying value at end of current period (Lines 1+2+3+4+5-6-7+8-9)	31,499,981	247,683,592
11. Deduct total nonadmitted amounts		
12. Statement value at end of current period (Line 10 minus Line 11)	31,499,981	247,683,592

Schedule A - Part 2 - Real Estate Acquired and Additions Made

N O N E

Schedule A - Part 3 - Real Estate Disposed

N O N E

Schedule B - Part 2 - Mortgage Loans Acquired and Additions Made

N O N E

Schedule B - Part 3 - Mortgage Loans Disposed, Transferred or Repaid

N O N E

Schedule BA - Part 2 - Other Long-Term Invested Assets Acquired and Additions Made

N O N E

Schedule BA - Part 3 - Other Long-Term Invested Assets Disposed, Transferred or Repaid

N O N E

STATEMENT AS OF SEPTEMBER 30, 2021 OF THE TIAA-CREF LIFE INSURANCE COMPANY

SCHEDULE D - PART 3

Show All Long-Term Bonds and Stock Acquired During the Current Quarter

1	2	3	4	5	6	7	8	9	10
CUSIP Identification	Description	Foreign	Date Acquired	Name of Vendor	Number of Shares of Stock	Actual Cost	Par Value	Paid for Accrued Interest and Dividends	NAIC Designation, NAIC Designation Modifier and SVO Administrative Symbol
302155-BA-3	EXP IMP IMB 2.628% 11/12/26		08/17/2021	Tax Free Exchange		4,754,639	2,360,066	861	1.A
38381B-ES-9	GOVERNMENT NATIONAL MORTGAGE SERIES 2019-5 CLASS ZC 3.500% 11/20/48		09/01/2021	Interest Capitalization		65,961	65,961		1.A
0599999. Subtotal - Bonds - U.S. Governments						4,820,600	2,426,027	861	XXX
960895-ZB-9	WESTMORELAND CNTY PA 2.011% 08/15/30		07/15/2021	BOENNING & SCATTERGOOD INC.		3,045,000	3,045,000		1.F FE
960895-ZC-7	WESTMORELAND CNTY PA 2.111% 08/15/31		07/15/2021	BOENNING & SCATTERGOOD INC.		3,680,000	3,680,000		1.F FE
960895-ZD-5	WESTMORELAND CNTY PA 2.261% 08/15/32		07/15/2021	BOENNING & SCATTERGOOD INC.		5,045,000	5,045,000		1.F FE
960895-ZE-3	WESTMORELAND CNTY PA 2.461% 08/15/33		07/15/2021	BOENNING & SCATTERGOOD INC.		5,225,000	5,225,000		1.F FE
2499999. Subtotal - Bonds - U.S. Political Subdivisions of States, Territories and Possessions						16,995,000	16,995,000		XXX
31378B-FB-1	FHR 4352 ZW EXCH Z SEQ 3.000% 06/15/44		09/01/2021	Interest Capitalization		104,006	104,006		1.A
31378G-3K-3	FHR 4430 Z Z SEQ 4.000% 01/15/45		09/01/2021	Interest Capitalization		129,637	129,637		1.A
31378N-ED-2	FHR 4565 DZ Z SEQ 3.000% 03/15/46		09/01/2021	Interest Capitalization		44,245	44,245		1.A
31378P-Q2-8	FHR 4579 GZ Z SEQ 3.000% 05/15/46		09/01/2021	Interest Capitalization		93,111	93,111		1.A
31378T-2L-4	FHR 4631 VZ Z SEQ 3.500% 11/15/46		09/01/2021	Interest Capitalization		43,908	43,908		1.A
31378W-HK-3	FHR 4665 NZ Z SEQ 3.500% 02/15/47		09/01/2021	Interest Capitalization		40,092	40,092		1.A
31378G-3N-3	FHR 4801 ZD Z SEQ 4.000% 06/15/48		09/01/2021	Interest Capitalization		115,750	115,750		1.A
576000-B5-1	MASSACHUSETTS ST SCH BLDG AUTH SERIES A 2.250% 02/15/34		09/15/2021	JP MORGAN SECURITIES		20,872,789	20,745,000		1.C FE
61212L-TE-9	MONTANA ST BRD OF RGTS HGR EDU SERIES H 2.058% 11/15/32		09/22/2021	WELLS FARGO		800,000	800,000		1.D FE
61212L-TF-6	MONTANA ST BRD OF RGTS HGR EDU SERIES H 2.223% 11/15/33		09/22/2021	WELLS FARGO		1,500,000	1,500,000		1.D FE
61212L-TG-4	MONTANA ST BRD OF RGTS HGR EDU SERIES H 2.323% 11/15/34		09/22/2021	WELLS FARGO		1,500,000	1,500,000		1.D FE
76913D-GJ-0	RIVERSIDE CNTY CA INFRASTRUCTU SERIES B 3.185% 11/01/41		09/29/2021	LOOP CAPITAL MARKET L.L.C.		2,475,000	2,475,000		1.D FE
3199999. Subtotal - Bonds - U.S. Special Revenues						27,718,538	27,590,749		XXX
00507V-AP-4	ACTIVISION BLIZZARD 1.350% 09/15/30		08/05/2021	No Broker		14,235,043	15,000,000	79,313	2.A FE
009158-BC-9	AIR PRODUCTS & CHEMICALS 2.050% 05/15/30		08/05/2021	No Broker		10,352,001	10,000,000	46,125	1.F FE
020002-BJ-9	ALLSTATE CORP 1.450% 12/15/30		08/05/2021	No Broker		14,572,206	15,000,000	30,813	1.G FE
023608-AJ-1	AMEREN CORP 3.500% 01/15/31		08/05/2021	No Broker		11,116,453	10,000,000	20,417	2.A FE
02666T-AC-1	AMERICAN HOMES 4 RENT 2.375% 07/15/31		08/05/2021	No Broker		10,138,411	10,000,000	18,472	2.C FE
031162-CW-8	AMGEN INC 2.300% 02/25/31		08/05/2021	No Broker		5,146,850	5,000,000	51,431	2.A FE
036752-AN-3	ANTHEM INC 2.250% 05/15/30		08/05/2021	No Broker		5,126,615	5,000,000	25,313	2.B FE
037833-DY-3	APPLE INC 1.250% 08/20/30		08/05/2021	No Broker		9,680,722	10,000,000	57,639	1.B FE
05348E-BG-3	AVALONBAY COMMUNITES SERIES MTN 2.300% 03/01/30		08/05/2021	No Broker		10,373,024	10,000,000	99,028	1.G FE
06406R-AR-8	BANK OF NY MELLON CORP SERIES MTN 1.650% 01/28/31		08/05/2021	No Broker		19,997,309	20,000,000	7,333	1.E FE
075887-CL-1	BECTON DICKINSON AND CO 1.957% 02/11/31		08/05/2021	No Broker		9,900,577	10,000,000	95,132	2.C FE
08163J-AJ-3	BENCHMARK MORTGAGE TRUST SERIES 2021-B29 CLASS AS 2.612% 09/15/54		09/17/2021	GOLDMAN SACHS & COMPANY		19,611,105	19,040,000	40,061	1.B FE
09247X-AR-2	BLACKROCK INC 1.900% 01/28/31		08/05/2021	No Broker		22,919,407	22,500,000	9,500	1.D FE
101137-BA-4	BOSTON SCIENTIFIC CORP 2.650% 06/01/30		08/05/2021	No Broker		10,512,305	10,000,000	47,847	2.B FE
11120V-AK-9	BRIXMOR OPERATING PART 2.250% 04/01/28		08/05/2021	No Broker		10,261,246	10,000,000	94,375	2.C FE
125523-CM-0	CIGNA CORP NEW GLBL NT 2.375% 03/15/31		08/05/2021	No Broker		10,288,570	10,000,000	100,938	2.B FE
12575A-AA-5	CMFT NET LEASE MASTER ISSUER SERIES 2021-1 CLASS A1 144A 2.090% 07/20/51		07/22/2021	CREDIT SUISSE SECURITIES US LL		6,749,216	6,750,000		1.A FE
133131-AZ-5	CAMDEN PROPERTY TRUST 2.800% 05/15/30		08/05/2021	No Broker		5,384,927	5,000,000	31,500	1.G FE
134429-BJ-7	CAMPBELL SOUP CO 2.375% 04/24/30		08/05/2021	No Broker		10,260,929	10,000,000	67,292	2.C FE
15189T-BA-4	CENTERPOINT ENERGY INC 1.450% 06/01/26		08/05/2021	No Broker		5,051,438	5,000,000	16,715	2.B FE
15189T-BB-2	CENTERPOINT ENERGY INC 2.650% 06/01/31		08/05/2021	No Broker		10,409,588	10,000,000	61,097	2.B FE
189054-AX-7	CLOROX COMPANY 1.800% 05/15/30		08/05/2021	No Broker		4,996,142	5,000,000	20,250	1.G FE
21036P-BF-4	CONSTELLATION BRANDS INC 2.875% 05/01/30		08/05/2021	No Broker		10,649,504	10,000,000	75,868	2.C FE
26884A-BM-4	ERP OPERATING LP 2.500% 02/15/30		08/05/2021	No Broker		10,526,455	10,000,000	118,750	1.G FE
29364G-AN-3	ENTERGY CORP 1.900% 06/15/28		08/05/2021	No Broker		5,076,576	5,000,000	39,847	2.B FE
29449W-AB-3	EQUITABLE FINANCIAL LIFE SERIES 144A 1.400% 08/27/27		08/05/2021	No Broker		10,001,868	10,000,000	61,833	1.E FE
30225V-AF-4	EXTRA SPACE STORAGE LP 2.550% 06/01/31		08/05/2021	No Broker		5,120,413	5,000,000	30,104	2.B FE
31620M-BS-4	FIDELITY NATL INFO SERV 1.650% 03/01/28		08/05/2021	No Broker		20,102,775	20,000,000	141,167	2.B FE
370334-CL-6	GENERAL MILLS INC 2.875% 04/15/30		08/05/2021	No Broker		10,761,483	10,000,000	88,646	2.B FE
40139L-BA-0	GUARDIAN LIFE GLOB FUND SERIES 144A 1.250% 11/19/27		08/05/2021	No Broker		24,686,487	25,000,000	66,840	1.B FE
421946-AM-6	HEALTHCARE REALTY TRUST 2.050% 03/15/31		08/05/2021	No Broker		4,953,139	5,000,000	40,146	2.B FE
42250P-AB-9	HEALTHPEAK PROPERTIES 2.875% 01/15/31		08/05/2021	No Broker		5,340,045	5,000,000	8,385	2.A FE
446150-AS-3	HUNTINGTON BANCSHARES 2.550% 02/04/30		08/05/2021	No Broker		15,902,206	15,000,000	2,125	2.A FE
458140-BH-2	INTEL CORP 2.450% 11/15/29		08/05/2021	No Broker		10,535,521	10,000,000	55,125	1.E FE
45866F-AK-0	INTERCONTINENTALEXCHANGE 2.100% 06/15/30		08/05/2021	No Broker		20,176,300	20,000,000	59,500	2.A FE

STATEMENT AS OF SEPTEMBER 30, 2021 OF THE TIAA-CREF LIFE INSURANCE COMPANY

SCHEDULE D - PART 3

Show All Long-Term Bonds and Stock Acquired During the Current Quarter

1	2	3	4	5	6	7	8	9	10
CUSIP Identification	Description	Foreign	Date Acquired	Name of Vendor	Number of Shares of Stock	Actual Cost	Par Value	Paid for Accrued Interest and Dividends	NAIC Designation, NAIC Designation Modifier and SVO Administrative Symbol
459200-KJ-9	IBM CORP 1.950% 05/15/30		08/05/2021	No Broker		5,042,629	5,000,000	21,938	1.G FE
460690-BT-6	INTERPUBLIC GROUP COS 2.400% 03/01/31		08/05/2021	No Broker	10,228,139	10,000,000	107,333	2.B FE	
502431-AN-9	L3HARRIS TECH INC 1.800% 01/15/31		08/05/2021	No Broker	4,898,925	5,000,000	5,250	2.B FE	
50540R-AY-8	LABORATORY CORP OF AMER 2.700% 06/01/31		08/05/2021	No Broker	5,207,825	5,000,000	26,250	2.B FE	
512807-AV-0	LAM RESEARCH CORP 1.900% 06/15/30		08/05/2021	No Broker	15,283,658	15,000,000	40,375	1.G FE	
548661-DY-0	LOWE'S COS INC 1.700% 10/15/30		08/05/2021	No Broker	4,887,089	5,000,000	26,208	2.A FE	
571748-BN-1	MARSH & MCLENNAN COS INC 2.250% 11/15/30		08/05/2021	No Broker	15,428,285	15,000,000	75,938	1.G FE	
57629W-CZ-1	MASSMUTUAL GLOBAL FUNDIN SERIES 144A 2.150% 03/09/31		08/05/2021	No Broker	20,653,170	20,000,000	175,583	1.B FE	
57636Q-AS-3	MASTERCARD INC 1.900% 03/15/31		08/05/2021	No Broker	25,697,479	25,000,000	200,556	1.E FE	
58013M-FM-1	MCDONALD S CORP SERIES MTN 2.125% 03/01/30		08/05/2021	No Broker	5,138,770	5,000,000	45,747	2.A FE	
59217G-GU-7	MET LIFE GLOB FUNDING I SERIES 144A 1.550% 01/07/31		08/05/2021	No Broker	9,794,321	10,000,000	12,486	1.D FE	
59523U-AS-6	MID AMERICA APARTMENTS 1.700% 02/15/31		08/05/2021	No Broker	4,850,334	5,000,000	40,375	2.A FE	
60910*-AA-1	MONARCH SECURITIZATION SERIES 2021-1 CLASS A-1 3.750% 01/20/32		07/13/2021	HSBC SECURITIES USA INC	16,000,000	16,000,000		2.B PL	
61772T-BQ-6	MORGAN STANLEY CAPITAL I TRUST SERIES 2021-L7 CLASS AS 2.767% 09/15/31		09/30/2021	MORGAN STANLEY & CO. INC.	7,415,792	7,200,000	6,641	1.G Z	
637417-AN-6	NATIONAL RETAIL PROP INC 2.500% 04/15/30		08/05/2021	No Broker	5,181,968	5,000,000	38,542	2.A FE	
637432-NX-9	NATIONAL RURAL UTIL COOP SERIES MTN 1.650% 06/15/31		08/05/2021	No Broker	4,863,584	5,000,000	11,688	1.E FE	
64952W-DS-9	NEW YORK LIFE GLOBAL FOG SERIES 144A 1.200% 08/07/30		08/05/2021	No Broker	19,245,244	20,000,000	119,333	1.A FE	
655844-CL-0	NORFOLK SOUTHERN CORP 2.900% 08/25/51		08/16/2021	CITIGROUP GLOBAL MARKETS INC	5,952,360	6,000,000		2.A FE	
66815L-2D-0	NORTHWESTERN MUTUAL GLBL SERIES 144A 1.700% 06/01/28		08/05/2021	No Broker	15,326,462	15,000,000	46,042	1.A FE	
67103H-AK-3	O REILLY AUTOMOTIVE INC 1.750% 03/15/31		08/05/2021	No Broker	4,888,114	5,000,000	34,271	2.B FE	
676477-AC-6	OCEANVIEW MORTGAGE LOAN TRUST 2.531% 05/28/50		07/12/2021	WELLS FARGO	5,140,410	5,052,000	4,617	1.D FM	
681919-BB-1	OMNICOM GROUP INC 2.450% 04/30/30		08/05/2021	No Broker	10,324,775	10,000,000	65,333	2.A FE	
68902V-AJ-6	OTIS WORLDWIDE CORP SERIES WI 2.293% 04/05/27		08/05/2021	No Broker	5,251,605	5,000,000	38,535	2.B FE	
68902V-AK-3	OTIS WORLDWIDE CORP SERIES WI 2.565% 02/15/30		08/05/2021	No Broker	5,274,153	5,000,000	60,919	2.B FE	
6944PL-2D-0	PACIFIC LIFE GF II SERIES 144A 1.450% 01/20/28		08/05/2021	No Broker	19,993,301	20,000,000	12,889	1.D FE	
74256L-BG-3	PRINCIPAL LFE GLB FND II SERIES 144A 2.500% 09/16/29		08/05/2021	No Broker	10,653,913	10,000,000	97,222	1.E FE	
759351-AP-4	REINSURANCE GRP OF AMER 3.150% 06/15/30		08/05/2021	No Broker	16,274,285	15,000,000	66,938	2.A FE	
760759-AX-8	REPUBLIC SERVICES INC 1.450% 02/15/31		08/05/2021	No Broker	9,619,795	10,000,000	68,875	2.B FE	
808513-BP-9	CHARLES SCHWAB CORP 2.000% 03/20/28		08/05/2021	No Broker	15,562,973	15,000,000	115,000	1.F FE	
832696-AS-7	JMI SMUCKER CO 2.375% 03/15/30		08/05/2021	No Broker	10,374,564	10,000,000	93,021	2.B FE	
855244-AW-9	STARBUCKS CORP 2.250% 03/12/30		08/05/2021	No Broker	10,256,074	10,000,000	90,000	2.B FE	
863667-AY-7	STRYKER CORP 1.950% 06/15/30		08/05/2021	No Broker	5,036,776	5,000,000	13,813	2.A FE	
871829-BK-2	SYSCO CORPORATION 2.400% 02/15/30		08/05/2021	No Broker	5,186,022	5,000,000	57,000	2.B FE	
882508-BJ-2	TEXAS INSTRUMENTS INC 1.750% 05/04/30		08/05/2021	No Broker	15,137,944	15,000,000	48,125	1.E FE	
883556-BZ-4	THERMO FISHER SCIENTIFIC 2.600% 10/01/29		08/05/2021	No Broker	5,312,450	5,000,000	45,139	2.A FE	
92826C-AN-2	VISA INC 1.100% 02/15/31		08/05/2021	No Broker	14,366,339	15,000,000	78,375	1.D FE	
92939U-AD-8	WEC ENERGY GROUP INC 1.375% 10/15/27		08/05/2021	No Broker	4,954,999	5,000,000	21,198	2.A FE	
94106L-BP-3	WASTE MANAGEMENT INC 1.500% 03/15/31		08/05/2021	No Broker	9,647,018	10,000,000	58,750	2.A FE	
963320-AY-2	WHIRLPOOL CORP 2.400% 05/15/31		08/05/2021	No Broker	5,117,157	5,000,000	32,333	2.B FE	
064159-AB-9	BANK OF NOVA SCO 2.150% 08/01/31	A.	08/05/2021	No Broker	20,251,320	20,000,000	50,167	1.F FE	
0778FP-AG-4	BELL CANADA SERIES US-5 2.150% 02/15/32	A.	08/09/2021	THE TORONTO-DOMINION BANK	4,978,050	5,000,000		2.A FE	
0778FP-AH-2	BELL CANADA SERIES US-6 3.200% 02/15/52	A.	08/09/2021	THE TORONTO-DOMINION BANK	4,448,265	4,450,000		2.A FE	
13607H-VE-9	CANADIAN IMPERIAL BANK 1.250% 06/22/26	A.	08/05/2021	No Broker	5,007,763	5,000,000	7,639	1.F FE	
559222-AV-6	MAGNA INTERNATIONAL INC 2.450% 06/15/30	A.	08/05/2021	No Broker	5,190,459	5,000,000	17,354	1.G FE	
046353-AW-8	ASTRAZENECA PLC 1.375% 08/06/30	D.	08/05/2021	No Broker	4,817,924	5,000,000	34,375	2.A FE	
05971K-AG-4	BANCO SANTANDER SA 2.749% 12/03/30	D.	08/17/2021	RBC DAIN RAUSCHER INC.	5,026,850	5,000,000	29,017	2.B FE	
23636A-AZ-4	DANSKE BANK A S SERIES 144A 1.621% 09/11/26	D.	08/05/2021	No Broker	10,076,492	10,000,000	65,290	2.A FE	
29278G-AM-0	ENEL FINANCE INTL NV SERIES 144A 1.375% 07/12/26	D.	07/07/2021	JP MORGAN SECURITIES	9,951,000	10,000,000		2.A FE	
29278G-AP-3	ENEL FINANCE INTL NV SERIES 144A 2.250% 07/12/31	D.	07/07/2021	BNP PARIBAS	2,062,094	2,075,000		2.A FE	
29278G-AQ-1	ENEL FINANCE INTL NV SERIES 144A 2.875% 07/12/41	D.	07/07/2021	GOLDMAN SACHS & COMPANY	4,938,450	5,000,000		2.A FE	
456837-AW-3	ING GROEP NV 2.727% 04/01/32	D.	08/17/2021	CREDIT SUISSE SECURITIES US LL	5,226,300	5,000,000	52,268	1.G FE	
606822-BX-1	MITSUBISHI UFJ FIN GRP 2.309% 07/20/32	D.	07/12/2021	MITSUBISHI UFJ SECURITIES USA	4,250,000	4,250,000		1.G FE	
60687Y-BL-2	MIZUHO FINANCIAL GROUP 1.979% 09/08/31	D.	08/05/2021	No Broker	14,805,903	15,000,000	122,038	1.G FE	
8399999. Subtotal - Bonds - Industrial and Miscellaneous (Unaffiliated)						881,416,427	868,317,000	4,289,713	XXX
8399997. Total - Bonds - Part 3						930,950,565	915,328,776	4,290,574	XXX
8399998. Total - Bonds - Part 5						XXX	XXX	XXX	XXX

SCHEDULE D - PART 3

Show All Long-Term Bonds and Stock Acquired During the Current Quarter

1	2	3	4	5	6	7	8	9	10
CUSIP Identification	Description	Foreign	Date Acquired	Name of Vendor	Number of Shares of Stock	Actual Cost	Par Value	Paid for Accrued Interest and Dividends	NAIC Designation, NAIC Designation Modifier and SVO Admini- strative Symbol
8399999. Total - Bonds						930,950,565	915,328,776	4,290,574	XXX
8999997. Total - Preferred Stocks - Part 3							XXX		XXX
8999998. Total - Preferred Stocks - Part 5						XXX	XXX	XXX	XXX
8999999. Total - Preferred Stocks							XXX		XXX
9799997. Total - Common Stocks - Part 3							XXX		XXX
9799998. Total - Common Stocks - Part 5						XXX	XXX	XXX	XXX
9799999. Total - Common Stocks							XXX		XXX
9899999. Total - Preferred and Common Stocks							XXX		XXX
9999999 - Totals						930,950,565	XXX	4,290,574	XXX

STATEMENT AS OF SEPTEMBER 30, 2021 OF THE TIAA-CREF LIFE INSURANCE COMPANY

SCHEDULE D - PART 4

Show All Long-Term Bonds and Stock Sold, Redeemed or Otherwise Disposed of During the Current Quarter

1	2	3	4	5	6	7	8	9	10	Change In Book/Adjusted Carrying Value					16	17	18	19	20	21	22
										11	12	13	14	15							
CUSIP Identification	Description	For- eign	Disposal Date	Name of Purchaser	Number of Shares of Stock	Consid- eration	Par Value	Actual Cost	Prior Year Book/ Adjusted Carrying Value	Unrealized Valuation Increase/ (Decrease)	Current Year's (Amor- tization)/ Accretion	Current Year's Other Than Temporary Impairment Recogn- ized	Total Change in Book/ Adjusted Carrying Value (11 + 12 - 13)	Total Foreign Exchange Change in Book /Adjusted Carrying Value	Book/ Adjusted Carrying Value at Disposal Date	Foreign Exchange Gain (Loss) on Disposal	Realized Gain (Loss) on Disposal	Total Gain (Loss) on Disposal	Bond Interest/ Stock Dividends Received During Year	Stated Con- tractual Maturity Date	NAIC Desig- nation, NAIC Desig- nation Modifier and SVO Admini- strative Symbol
228027-AA-6	VESSEL MANAGEMENT SERVIC US GOVT GUARANT 3.432% 08/15/36		08/15/2021	Call 100.0000		89,000	89,000	89,000	89,000						89,000				3,054	08/15/2036	1.A
228027-AB-4	VESSEL MANAGEMENT SERVIC US GOVT GUARANT 3.477% 01/16/37		07/16/2021	Call 100.0000		140,000	140,000	140,000	140,000						140,000				4,868	01/16/2037	1.A
29766D-AF-1	ETHIOPIAN LEASING 2012 US GOVT GUARANT 2.646% 05/12/26		08/12/2021	Redemption 100.0000		551,947	551,947	551,947	551,947						551,947				10,953	05/12/2026	1.A
29766D-AG-9	ETHIOPIAN LEASING 2012 US GOVT GUARANT 2.566% 08/14/26		08/14/2021	Redemption 100.0000		221,967	221,967	221,967	221,967						221,967				4,272	08/14/2026	1.A
30217T-AA-0	EXPORT LEASE TEN CO LLC US GOVT GUARANT 1.650% 05/07/25		08/07/2021	Redemption 100.0000		86,243	86,243	82,585	84,668		1,576		1,576		86,243				1,067	05/07/2025	1.A
361744-PJ-1	GN A04025 3.700% 10/15/33		09/01/2021	Paydown		119,220	119,220	122,796	121,798		(2,578)		(2,578)		119,220				2,942	10/15/2033	1.A
361708-L6-7	GNMA POOL BX3949 1.730% 07/15/37		09/01/2021	Paydown		380,437	380,437	380,912	380,898		(461)		(461)		380,437				4,388	07/15/2037	1.A
36170U-LJ-0	GNMA POOL BZ0329 1.650% 07/15/42		09/01/2021	Paydown		305,451	305,451	305,546	305,545		(95)		(95)		305,451				3,360	07/15/2042	1.A
36181R-SZ-4	GN AF9864 4.250% 09/15/38		09/01/2021	Paydown		325,473	325,473	355,592	354,813		(29,340)		(29,340)		325,473				9,225	09/15/2038	1.A
367333-AD-3	GATE CAPITAL CAYMAN TWO US GOVT GUARANT 2.637% 12/02/21		09/02/2021	Redemption 100.0000		318,757	318,757	318,757	318,757						318,757				6,304	12/02/2021	1.A
49549C-AA-6	KING INTL LEASING LLC US GOVT GUARANT 2.754% 10/15/22		07/15/2021	Redemption 100.0000		199,238	199,238	199,238	199,238						199,238				4,115	10/15/2022	1.A
59280P-AA-9	MEXICAN AIR FINANCE IV US GOVT GUARANT 2.537% 07/13/25		07/13/2021	Redemption 100.0000		326,742	326,742	326,742	326,742						326,742				6,240	07/13/2025	1.A
690353-VQ-7	OVERSEAS PRIVATE INV COR US GOVT GUARANT 2.610% 04/15/30		07/15/2021	Redemption 100.0000		(2)	(2)	(2)	(2)						(2)				3,215	04/15/2030	1.A
690353-XM-4	OVERSEAS PRIVATE INV COR US GOVT GUARANT 3.590% 12/15/30		09/15/2021	Redemption 100.0000		35,714	35,714	35,714	35,714						35,714				962	12/15/2030	1.A
690353-XN-2	OVERSEAS PRIVATE INV COR US GOVT GUARANT 3.540% 06/15/30		09/15/2021	Redemption 100.0000		124,997	124,997	124,997	124,997						124,997				3,319	06/15/2030	1.A
690353-XR-3	OVERSEAS PRIVATE INV COR US GOVT GUARANT 3.938% 12/20/32		07/15/2021	Redemption 100.0000		(3)	(3)	(3)	(3)						(3)				1,688	12/20/2032	1.A
71654Q-BL-5	PETROLEOS MEXICANOS US GOVT GUARANT 2.830% 02/15/24		08/15/2021	Redemption 100.0000		750,000	750,000	750,000	750,000						750,000				21,225	02/15/2024	1.A
71654Q-BP-6	PETROLEOS MEXICANOS US GOVT GUARANT 2.290% 02/15/24		08/15/2021	Redemption 100.0000		750,000	750,000	750,000	750,000						750,000				17,175	02/15/2024	1.A
71654Q-BS-0	PETROLEOS MEXICANOS US GOVT GUARANT 0.476% 04/15/25		07/15/2021	Redemption 100.0000		125,000	125,000	123,125	124,194		806		806		125,000				541	04/15/2025	1.A
746388-AA-5	PURPLE CHEN 2011 LLC US GOVT GUARANT 2.735% 08/01/23		08/01/2021	Redemption 100.0000		587,618	587,618	587,618	587,618						587,618				12,054	08/01/2023	1.A
797224-AB-8	SAN CLEMENTE LEASING LLC US GOVT GUARANT 3.350% 06/07/22		09/07/2021	Redemption 100.0000		101,247	101,247	101,247	101,247						101,247				2,544	06/07/2022	1.A
797224-AC-6	SAN CLEMENTE LEASING LLC US GOVT GUARANT 3.030% 11/22/22		08/22/2021	Redemption 100.0000		160,126	160,126	160,126	160,126						160,126				3,639	11/22/2022	1.A
79977T-AA-7	SANDALWOOD 2013 LLC US GOVT GUARANT 2.836% 07/10/25		07/10/2021	Redemption 100.0000		385,366	385,366	385,366	385,366						385,366				8,197	07/10/2025	1.A
79977T-AB-5	SANDALWOOD 2013 LLC US GOVT GUARANT 2.897% 07/10/25		07/10/2021	Redemption 100.0000		340,029	340,029	340,029	340,029						340,029				7,388	07/10/2025	1.A
805649-AA-8	SAYARRA LTD US GOVT GUARANT 2.774% 10/29/21		07/29/2021	Redemption 100.0000		270,294	270,294	270,294	270,294						270,294				5,623	10/29/2021	1.A
876780-AA-5	TAYARRA LTD US GOVT GUARANT 3.628% 02/15/22		08/15/2021	Redemption 100.0000		127,781	127,781	127,781	127,781						127,781				3,477	02/15/2022	1.A
89609G-AA-0	TRICAHUE LEASING LLC US GOVT GUARANT 3.503% 11/19/21		08/17/2021	Tax Free Exchange		251,177	251,177	251,177	251,177						251,177				6,550	11/19/2021	1.A
89609G-AB-8	TRICAHUE LEASING LLC US GOVT GUARANT 3.744% 02/26/22		08/17/2021	Tax Free Exchange		286,373	286,373	286,373	286,373						286,373				7,773	02/26/2022	1.A
90373R-AA-8	ULANI MSN 35940 LLC US GOVT GUARANT 2.227% 05/16/25		08/16/2021	Redemption 100.0000		208,333	208,333	208,333	208,333						208,333				3,480	05/16/2025	1.A

STATEMENT AS OF SEPTEMBER 30, 2021 OF THE TIAA-CREF LIFE INSURANCE COMPANY

SCHEDULE D - PART 4

Show All Long-Term Bonds and Stock Sold, Redeemed or Otherwise Disposed of During the Current Quarter

1	2	3	4	5	6	7	8	9	10	Change In Book/Adjusted Carrying Value					16	17	18	19	20	21	22
										11	12	13	14	15							
CUSIP Identification	Description	For- eign	Disposal Date	Name of Purchaser	Number of Shares of Stock	Consid- eration	Par Value	Actual Cost	Prior Year Book/ Adjusted Carrying Value	Unrealized Valuation Increase/ (Decrease)	Current Year's (Amor- tization)/ Accretion	Current Year's Other Than Temporary Impairment Recogn- ized	Total Change in Book/ Adjusted Carrying Value (11 + 12 - 13)	Total Foreign Exchange Change in Book /Adjusted Carrying Value	Book/ Adjusted Carrying Value at Disposal Date	Foreign Exchange Gain (Loss) on Disposal	Realized Gain (Loss) on Disposal	Total Gain (Loss) on Disposal	Bond Interest/ Stock Dividends Received During Year	Stated Con- tractual Maturity Date	NAIC Desig- nation, NAIC Desig- nation Modifier and SVO Admini- strative Symbol
92242V-AB-2	VCK LEASE SA US GOVT GUARANT 2.591% 07/24/26		07/24/2021	Redemption 100.0000		445,797	445,797	445,797	445,797						445,797				8,663	07/24/2026	1.A
98913L-AB-9	ZARAPI TO LEASING LLC US GOVT GUARANT 2.628% 11/12/26		08/12/2021	Redemption 100.0000		210,860	210,860	210,860	210,860						210,860				4,157	11/12/2026	1.A
98913L-AB-9	ZARAPI TO LEASING LLC US GOVT GUARANT 2.628% 11/12/26		08/17/2021	Tax Free Exchange		4,753,765	4,753,765	4,753,765	4,753,765						4,753,765				95,449	11/12/2026	1.A
0599999 Subtotal - U.S. Governments						12,978,947	12,978,947	13,007,679	13,009,039		(30,092)		(30,092)		12,978,947				277,907	XXX	XXX
14440P-AA-1	CARPINTERO FINANCE LTD GOVT GTD. 2.004% 09/18/24	D	09/18/2021	Redemption 100.0000		229,941	229,941	229,941	216,156		13,785		13,785		229,941				3,455	09/18/2024	1.A
1099999 Subtotal - Bonds - All Other Governments						229,941	229,941	229,941	216,156						229,941				3,455	XXX	XXX
3133KY-SV-2	FHLMC POOL RB5032 2.500% 02/01/40		09/01/2021	Paydown		1,536,065	1,536,065	1,564,866	1,563,551		(27,486)		(27,486)		1,536,065				25,603	02/01/2040	1.A
31359U-PG-4	FNW 1998-W2 B1 SUB 6.500% 06/25/28		09/01/2021	Paydown		22,871	22,871	21,892	22,292		579		579		22,871				1,002	06/25/2028	1.A
31359U-PH-2	FNW 1998-W2 B2 SUB 6.500% 06/25/28		09/01/2021	Paydown		22,871	22,871	21,556	22,107		764		764		22,871				1,002	06/25/2028	1.A
3136A1-T3-9	FNR 2011-115 MB PAC-11 2.500% 11/25/26		09/01/2021	Paydown		416,598	416,598	423,107	420,391		(3,793)		(3,793)		416,598				6,919	11/25/2026	1.A
3136AA-A2-1	FNR 2012-133 NA PAC-11 1.500% 05/25/42		09/01/2021	Paydown		270,805	270,805	270,212	270,287		518		518		270,805				2,705	05/25/2042	1.A
3136AA-FR-1	FNR 2012-138 QA EXCH PAC-11 2.000% 11/25/42		09/01/2021	Paydown		446,110	446,110	455,520	453,906		(7,796)		(7,796)		446,110				5,939	11/25/2042	1.A
3136AS-SM-4	FNR 2016-53 GA SEQ 3.500% 12/25/43		09/01/2021	Paydown		451,733	451,733	479,295	467,124		(15,391)		(15,391)		451,733				10,511	12/25/2043	1.A
3136AS-OR-0	FNR 2016-37 MJ EXCH SEQ 3.500% 08/25/43		09/01/2021	Paydown		451,276	451,276	477,929	464,724		(13,449)		(13,449)		451,276				10,495	08/25/2043	1.A
3136AX-M2-8	FNR 2017-62 AB EXCH PAC 3.000% 08/25/45		09/01/2021	Paydown		513,998	513,998	524,680	522,622		(8,624)		(8,624)		513,998				10,468	02/25/2044	1.A
3136AX-TU-9	FNR 2017-62 AB EXCH PAC 3.000% 08/25/45		09/01/2021	Paydown		1,099,083	1,099,083	1,126,903	1,120,637		(21,554)		(21,554)		1,099,083				21,909	08/25/2045	1.A
3136B2-XP-2	FNR 2018-58 P AD PAC 4.000% 12/25/44		09/01/2021	Paydown		731,732	731,732	753,912	750,900		(19,168)		(19,168)		731,732				19,714	12/25/2044	1.A
3136B3-EW-6	FNR 2018-78 ZB Z 4.000% 10/25/48		09/01/2021	Paydown		1,543,868	1,543,868	1,520,291	1,525,997		17,871		17,871		1,543,868				25,320	10/25/2048	1.A
3136B7-3Z-2	FANNIE MAE FANNIE MAE 3.500% 11/01/49		09/01/2021	Redemption 100.0000		459,969	459,969	476,068	474,694		(14,726)		(14,726)		459,969				10,569	11/01/2049	1.A
3137AG-R3-6	FHR 3935 GA EXCH PAC-11 3.000% 10/15/26		09/01/2021	Paydown		226,797	226,797	236,400	232,705		(5,908)		(5,908)		226,797				4,494	10/15/2026	1.A
3137AG-UM-0	FHR 3940 CB SCH-11 3.000% 01/15/25		09/01/2021	Paydown		256,670	256,670	267,337	262,655		(5,985)		(5,985)		256,670				5,179	01/15/2025	1.A
3137AJ-CP-7	FHR 3958 PA PAC-11 3.000% 11/15/26		09/01/2021	Paydown		158,226	158,226	164,895	162,473		(4,248)		(4,248)		158,226				3,158	11/15/2026	1.A
3137BA-D6-6	FHR 4323 CA EXCH SEQ 4.000% 03/15/40		09/01/2021	Paydown		885,368	885,368	936,830	903,931		(18,562)		(18,562)		885,368				23,645	03/15/2040	1.A
3137BM-ZE-9	FHR 4550 GA SEQ 3.000% 10/15/41		09/01/2021	Paydown		1,134,447	1,134,447	1,179,647	1,151,458		(17,011)		(17,011)		1,134,447				22,962	10/15/2041	1.A
3137BN-E8-3	FHR 4565 DM EXCH SEQ 3.000% 02/15/42		09/01/2021	Paydown		784,932	784,932	813,386	798,756		(13,824)		(13,824)		784,932				15,508	02/15/2042	1.A
3137BR-E3-5	FHR 4607 A EXCH SEQ 3.000% 11/15/40		09/01/2021	Paydown		538,942	538,942	559,826	547,120		(8,178)		(8,178)		538,942				10,710	11/15/2040	1.A
3137BS-DP-5	FHR 4622 GA SEQ 3.000% 05/15/41		08/01/2021	Paydown		265,769	265,769	271,749	268,528		(2,760)		(2,760)		265,769				4,917	05/15/2041	1.A
3137BS-DS-9	FHR 4622 HA SEQ 3.000% 11/15/43		09/01/2021	Paydown		558,721	558,721	584,911	574,378		(15,658)		(15,658)		558,721				11,165	11/15/2043	1.A
3137BS-E7-4	FHR 4622 JA SEQ 3.000% 12/15/42		09/01/2021	Paydown		510,265	510,265	531,633	523,209		(12,943)		(12,943)		510,265				10,180	12/15/2042	1.A
3137BS-UB-7	FHR 4628 BA EXCH SEQ 3.000% 05/15/41		08/01/2021	Paydown		228,728	228,728	233,017	230,551		(1,823)		(1,823)		228,728				4,146	05/15/2041	1.A
3137BW-2C-7	FHR 4671 CA EXCH SEQ 3.500% 08/15/43		09/01/2021	Paydown		227,761	227,761	235,946	232,502		(4,741)		(4,741)		227,761				5,290	08/15/2043	1.A
3137BX-CX-8	FHR 4673 KA EXCH SEQ 3.500% 08/15/42		08/01/2021	Paydown		870,344	870,344	901,349	884,185		(13,842)		(13,842)		870,344				18,894	08/15/2042	1.A
3137F1-4B-1	FHR 4690 QA EXCH SEQ 3.500% 05/15/44		09/01/2021	Paydown		737,097	737,097	759,210	751,130		(14,033)		(14,033)		737,097				17,072	05/15/2044	1.A
3137F1-5E-4	FHR 4690 IA EXCH SEQ 3.500% 12/15/43		09/01/2021	Paydown		1,882,660	1,882,660	1,945,023	1,921,785		(39,125)		(39,125)		1,882,660				44,026	12/15/2043	1.A
3137F3-QV-9	FHR 4764 DA EXCH SEQ 4.000% 07/15/45		09/01/2021	Paydown		834,116	834,116	853,666	848,200		(14,084)		(14,084)		834,116				22,160	07/15/2045	1.A
3137F4-DB-5	FHR 4778 BA EXCH SEQ 4.000% 09/15/45		09/01/2021	Paydown		835,267	835,267	855,104	848,361		(13,095)		(13,095)		835,267				22,009	09/15/2045	1.A
3137F4-57-8	FHR 4776 IA EXCH SEQ 4.000% 07/15/45		09/01/2021	Paydown		514,068	514,068	525,956	522,465		(8,397)		(8,397)		514,068				13,476	07/15/2045	1.A
3137FA-E7-9	FHR 4708 B EXCH SEQ 3.500% 10/15/44		09/01/2021	Paydown		1,238,919	1,238,919	1,282,668	1,267,994		(29,075)		(29,075)		1,238,919				28,690	10/15/2044	1.A
3137FB-D3-7	FHR 4728 A EXCH SEQ 3.500% 02/15/45		09/01/2021	Paydown		751,446	751,446	777,130	769,110		(17,664)		(17,664)		751,446				17,401	02/15/2045	1.A
3137FB-HU-3	FHR 4725 QT EXCH SEQ 3.500% 01/15/45		09/01/2021	Paydown		1,258,000	1,258,000	1,300,162	1,287,446		(29,447)		(29,447)		1,258,000				29,132	01/15/2045	1.A
3137FC-S9-6	FHR 4749 GA SEQ 3.500% 10/15/44		09/01/2021	Paydown		510,336	510,336	518,390	515,782		(5,446)		(5,446)		510,336				11,781	10/15/2044	1.A
3137FD-GW-7	FHR 4748 YA EXCH SEQ 3.500% 09/15/44		09/01/2021	Paydown		1,025,872	1,025,872	1,049,916	1,041,252		(15,379)		(15,379)		1,025,872				23,794	09/15/2044	1.A
3137FG-NC-5	FHR 4809 JY EXCH SEQ 4.500% 05/15/48		09/01/2021	Paydown		1,328,462	1,328,462	1,400,490	1,377,152		(48,690)		(48,690)		1,328,462				38,792	05/15/2048	1.A
3137FG-SK-2	FHR 4814 BA EXCH SC PT 4.500% 07/15/48		09/01/2021	Paydown		1,132,689	1,132,689	1,170,917	1,156,079		(23,390)		(23,390)		1,132,689				33,378	07/15/2048	1.A
3138EL-N8-2	FNMA AL4014 3.500% 07/01/43		09/01/2021	Paydown		336,102	336,102	358,947	357,384		(21,282)		(21,282)		336,102				7,831	07/01/2043	1.A
31392J-LN-7	FNR 2003-15 PG PAC-11 5.500% 03/25/33		09/01/2021	Paydown		39,274	39,274	37,767	38,489		785		785		39,274				1,433	03/25/2033	1.A
31394B-WK-6	FNR 2004-96 QD PAC-11 5.500% 12/25/34		09/01/2021	Paydown		143,369	143,369	141,218	142,503		865		865		143,369				5,201	12/25/2034	1.A

STATEMENT AS OF SEPTEMBER 30, 2021 OF THE TIAA-CREF LIFE INSURANCE COMPANY

SCHEDULE D - PART 4

Show All Long-Term Bonds and Stock Sold, Redeemed or Otherwise Disposed of During the Current Quarter

1	2	3	4	5	6	7	8	9	10	Change In Book/Adjusted Carrying Value					16	17	18	19	20	21	22
										11	12	13	14	15							
CUSIP Ident- ification	Description	For- eign	Disposal Date	Name of Purchaser	Number of Shares of Stock	Consid- eration	Par Value	Actual Cost	Prior Year Book/ Adjusted Carrying Value	Unrealized Valuation Increase/ (Decrease)	Current Year's (Amor- tization)/ Accretion	Current Year's Other Than Temporary Impairment Recogn- ized	Total Change in Book/ Adjusted Carrying Value (11 + 12 - 13)	Total Foreign Exchange Change in Book /Adjusted Carrying Value	Book/ Adjusted Carrying Value at Disposal Date	Foreign Exchange Gain (Loss) on Disposal	Realized Gain (Loss) on Disposal	Total Gain (Loss) on Disposal	Bond Interest/ Stock Dividends Received During Year	Stated Con- tractual Maturity Date	NAIC Desig- nation, NAIC Desig- nation Modifier and SVO Admini- strative Symbol
31394Y-2B-9	FHR 2800 DZ Z SEQ 5.500% 05/15/34		09/01/2021	Paydown		42,404	42,404	35,368	39,717		2,687		2,687		42,404				1,528	05/15/2034	1.A
31395D-CQ-0	FNR 2006-41 ZV Z SEQ 6.000% 05/25/36		09/01/2021	Paydown		122,806	122,806	120,254	121,645		1,161		1,161		122,806				4,868	05/25/2036	1.A
31395E-RK-5	FHR 2840 ZH Z SEQ 5.000% 08/15/34		09/01/2021	Paydown		45,713	45,713	38,627	43,549		2,164		2,164		45,713				1,468	08/15/2034	1.A
31395N-GE-1	FNR 2006-45 AN SEQ 6.000% 06/25/26		09/01/2021	Paydown		75,485	75,485	74,754	74,987		498		498		75,485				2,920	06/25/2026	1.A
31396G-L8-2	FHR 3101 PE PAC-1-11 5.500% 01/15/36		09/01/2021	Paydown		139,478	139,478	137,408	138,405		1,073		1,073		139,478				5,178	01/15/2036	1.A
31397E-W5-0	FHR 3280 ME PAC-1-11 5.500% 02/15/37		09/01/2021	Paydown		147,117	147,117	145,209	146,407		710		710		147,117				5,210	02/15/2037	1.A
31397J-MR-2	FHR 3341 B SEQ 6.000% 07/15/37		09/01/2021	Paydown		5,688	5,688	5,430	5,478		210		210		5,688				253	07/15/2037	1.A
31397U-RC-5	FNR 2011-53 TN EXCH PT 4.000% 06/25/41		09/01/2021	Paydown		407,211	407,211	429,357	427,306		(20,095)		(20,095)		407,211				10,895	06/25/2041	1.A
3140J9-YB-1	FNMA BMS205 4.000% 06/01/45		09/01/2021	Paydown		548,463	548,463	568,945	568,012		(19,549)		(19,549)		548,463				14,635	06/01/2045	1.A
31418D-FN-7	FNMA POOL MA3772 3.500% 09/01/39		09/01/2021	Paydown		983,526	983,526	1,019,640	1,017,923		(34,397)		(34,397)		983,526				22,677	09/01/2039	1.A
31418D-GJ-5	FNMA POOL MA3800 3.000% 10/01/39		09/01/2021	Paydown		819,176	819,176	839,655	838,654		(19,479)		(19,479)		819,176				16,427	10/01/2039	1.A
31418D-HJ-4	FNMA POOL MA3832 3.500% 11/01/39		09/01/2021	Paydown		1,014,112	1,014,112	1,054,042	1,052,497		(38,385)		(38,385)		1,014,112				23,615	11/01/2039	1.A
31418D-JP-8	FNMA POOL MA3869 3.500% 12/01/39		09/01/2021	Paydown		1,071,267	1,071,267	1,114,787	1,112,854		(41,587)		(41,587)		1,071,267				24,480	12/01/2039	1.A
31418D-LP-5	FNMA POOL MA3933 2.500% 02/01/40		09/01/2021	Paydown		1,630,566	1,630,566	1,654,005	1,652,926		(22,360)		(22,360)		1,630,566				27,217	02/01/2040	1.A
31418D-MP-4	FNMA POOL MA3965 2.500% 03/01/40		09/01/2021	Paydown		1,481,063	1,481,063	1,500,965	1,499,970		(18,908)		(18,908)		1,481,063				24,772	03/01/2040	1.A
31418D-P4-8	FNMA POOL MA4042 2.000% 06/01/35		09/01/2021	Paydown		1,504,791	1,504,791	1,551,345	1,549,837		(45,047)		(45,047)		1,504,791				20,170	06/01/2035	1.A
31418D-Q2-1	FNMA POOL MA4072 2.500% 07/01/40		09/01/2021	Paydown		1,944,980	1,944,980	2,021,259	2,019,456		(74,476)		(74,476)		1,944,980				32,677	07/01/2040	1.A
31418D-Q4-7	FNMA POOL MA4074 2.000% 07/01/35		09/01/2021	Paydown		1,597,583	1,597,583	1,647,008	1,645,454		(47,871)		(47,871)		1,597,583				21,428	07/01/2035	1.A
31418D-QG-0	FNMA POOL MA4054 2.500% 06/01/40		09/01/2021	Paydown		1,769,909	1,769,909	1,839,322	1,837,628		(67,719)		(67,719)		1,769,909				29,841	06/01/2040	1.A
31418D-TJ-1	FNMA POOL MA4152 2.000% 09/01/40		09/01/2021	Paydown		1,283,380	1,283,380	1,328,614	1,328,039		(44,659)		(44,659)		1,283,380				17,462	09/01/2040	1.A
31418D-U5-9	FNMA POOL MA4203 2.500% 11/01/40		09/01/2021	Paydown		1,946,934	1,946,934	2,038,364	2,037,744		(90,810)		(90,810)		1,946,934				33,601	11/01/2040	1.A
31418D-UA-8	FNMA POOL MA4176 2.000% 10/01/40		09/01/2021	Paydown		1,340,175	1,340,175	1,387,918	1,387,321		(47,146)		(47,146)		1,340,175				18,367	10/01/2040	1.A
57604P-5P-5	MASSACHUSETTS ST WTR POLL ABAT Massachusetts Clean Water 5.19 5.192% 08/01/40		08/01/2021	Call 100.0000 Redemption 100.0000		90,000	90,000	90,000	90,000						90,000				4,673	08/01/2040	1.A FE
69848A-AA-6	PANHANDLE TX ECON DEV CORP LEA Panhandle Economic Develo 3.98 3.985% 07/15/48		07/15/2021			45,838	45,838	46,493	46,443		(605)		(605)		45,838				1,827	07/15/2048	1.E FE
3199999. Subtotal - Bonds - U.S. Special Revenues						47,239,291	47,239,291	48,698,490	48,379,067		(1,139,785)		(1,139,785)		47,239,291				974,669	XXX	XXX
00206R-KH-4	AT&T INC 2.250% 02/01/32		08/17/2021	GOLDMAN SACHS & COMPANY		4,969,950	5,000,000	4,990,950	4,991,204		1,032		1,032		4,992,236		(22,286)	(22,286)	117,188	02/01/2032	2.B FE
00287Y-AY-5	ABBYIE INC SR UNSEC 3.200% 05/14/26		08/17/2021	RBC CAPITAL MARKETS		6,551,001	6,050,000	6,026,889	6,036,689		1,449		1,449		6,038,138		512,862	512,862	147,889	05/14/2026	2.B FE
0258M0-EG-0	AMERICAN EXPRESS CREDIT SR UNSEC 2.700%		03/03/22	GOLDMAN SACHS & COMPANY		4,045,920	4,000,000	3,991,080	3,997,807		1,170		1,170		3,998,976		46,944	46,944	103,800	03/03/2022	1.F FE
05607U-AA-7	BXGNT 2018-A A SEQ 3.770% 02/02/34		09/02/2021	Paydown		152,729	152,729	152,691	152,698		31		31		152,729				3,839	02/02/2034	1.A FE
06051G-HC-6	BANK OF AMERICA CORP SR UNSEC 3.004%		12/20/23	MERRIL LYNCH PERCE FENER SMITH		13,688,118	13,257,000	13,213,393	13,232,982		4,933		4,933		13,237,915		450,203	450,203	264,387	12/20/2023	1.F FE
084670-BC-1	BERKSHIRE HATHAWAY INC SR UNSEC 3.750%		08/15/21	Maturity		7,500,000	7,500,000	7,499,400	7,499,956		44		44		7,500,000				281,250	08/15/2021	1.C FE
12510H-AB-6	CAPITAL AUTOMOTIVE REIT SERIES 2020-1A CLASS A2 144A 3.030% 02/15/50		09/15/2021	Paydown		119,524	119,524	119,504	119,506		18		18		119,524				2,612	02/15/2050	1.A FE
12575A-AA-5	CMFT NET LEASE MASTER ISSUER SERIES 2021-1 CLASS A1 144A 2.090% 07/20/51		09/20/2021	Paydown		23,791	23,791	23,788	23,788		3		3		23,791				51	07/20/2051	1.A FE
126650-CL-2	CYS HEALTH CORP SR UNSEC 3.875% 07/20/25		08/17/2021	RBC CAPITAL MARKETS		16,241,668	14,750,000	14,601,615	14,675,165		9,625		9,625		14,684,789		1,556,878	1,556,878	617,605	07/20/2025	2.B FE
14149Y-BF-4	CARDINAL HEALTH INC SR UNSEC 2.616%		06/15/22	Call 101.6030		2,352,109	2,315,000	2,315,000	2,315,000						2,315,000				82,530	06/15/2022	2.B FE
14576A-AA-0	CAPITAL AUTOMOTIVE LP SERIES 2020-1A CLASS A1 144A 2.010% 12/15/50		09/15/2021	Paydown		15,000	15,000	14,994	14,994		6		6		15,000				201	12/15/2050	1.A FE
172967-KV-2	CITIGROUP INC SR UNSEC 2.350% 08/02/21		08/02/2021	Maturity KEYBANC CAPITAL MARKETS		8,000,000	8,000,000	7,994,400	7,999,309		692		692		8,000,000				188,000	08/02/2021	2.A FE
17308C-C4-6	CITIGROUP INC 2.312% 11/04/22		08/17/2021			4,392,894	4,375,000	4,375,000	4,375,000						4,375,000		17,894	17,894	80,077	11/04/2022	1.G FE
24422E-RE-1	JOHN DEERE CAPITAL CORP SR UNSEC 3.900%		07/12/21			7,500,000	7,500,000	7,491,975	7,499,493		507		507		7,500,000				292,500	07/12/2021	1.F FE
252722-AA-1	DROT 2019-1A A SEQ 2.890% 02/20/32		09/20/2021	Maturity		123,051	123,051	123,387	123,344		(293)		(293)		123,051				2,364	02/20/2032	1.A FE
252724-AA-7	DROT 2018-1 A SEQ 3.700% 01/21/31		09/20/2021	Paydown		324,894	324,894	324,890	324,891		3		3		324,894				7,991	01/21/2031	1.A FE
26441Y-AX-5	DUKE REALTY LP CO. GUARNT 3.625% 04/15/23		08/08/2021	Call 105.2531		1,578,796	1,500,000	1,500,465	1,500,291		(74)		(74)		1,500,217		(217)	(217)	123,052	04/15/2023	2.A FE

STATEMENT AS OF SEPTEMBER 30, 2021 OF THE TIAA-CREF LIFE INSURANCE COMPANY

SCHEDULE D - PART 4

Show All Long-Term Bonds and Stock Sold, Redeemed or Otherwise Disposed of During the Current Quarter

1	2	3	4	5	6	7	8	9	10	Change In Book/Adjusted Carrying Value					16	17	18	19	20	21	22
										11	12	13	14	15							
CUSIP Ident-ification	Description	For-eign	Disposal Date	Name of Purchaser	Number of Shares of Stock	Consid-eration	Par Value	Actual Cost	Prior Year Book/ Adjusted Carrying Value	Unrealized Valuation Increase/ (Decrease)	Current Year's (Amor-tization)/ Accretion	Current Year's Other Than Temporary Impairment Recogn-ized	Total Change in Book/ Adjusted Carrying Value (11 + 12 - 13)	Total Foreign Exchange Change in Book /Adjusted Carrying Value	Book/ Adjusted Carrying Value at Disposal Date	Foreign Exchange Gain (Loss) on Disposal	Realized Gain (Loss) on Disposal	Total Gain (Loss) on Disposal	Bond Interest/ Stock Dividends Received During Year	Stated Con-tractual Maturity Date	NAIC Desig-nation, NAIC Desig-nation Modifier and SVO Admini-strative Symbol
26884A-AZ-6	ERP OPERATING LP SR UNSEC 4.625% 12/15/21		09/15/2021	Call 100.0000		2,775,000	2,775,000	2,764,427	2,773,772		904		904		2,774,676		324	324	96,258	12/15/2021	1.6 FE
30259M-AA-4	FCITL 2019-1A A SEQ 3.630% 02/18/31		09/15/2021	Paydown		139,542	139,542	139,518	139,525		17		17		139,542				3,436	02/18/2031	1.A FE
363576-AA-7	ARTHUR J GALLAGHER & CO 2.500% 05/20/31		08/13/2021	Call 101.0000		5,832,750	5,775,000	5,739,542			724		724		5,740,265		34,735	34,735	91,036	05/20/2031	2.B FE
375558-AU-7	GILEAD SCIENCES INC SR UNSEC 4.400%		12/01/21	Call 100.0000		2,500,000	2,500,000	2,494,250	2,499,358		466		466		2,499,824		176	176	82,500	12/01/2021	2.A FE
39121J-AG-5	GREAT RIVER ENERGY 1ST MORTG 7.233%		07/01/38	Redemption 100.0000																	
	GREAT RIVER ENERGY 1ST MORTG 4.478%		07/01/2021			27,888	27,888	27,888	27,888						27,888				2,017	07/01/2038	1.6 FE
39121J-AH-3	07/01/30		07/01/2021	Call 100.0000		550,000	550,000	550,000	550,000						550,000				24,629	07/01/2030	1.6 FE
42770L-AA-1	HERO 2015-1A A SEQ 3.840% 09/21/40		09/20/2021	Paydown		200,732	200,732	200,641	200,691		41		41		200,732				6,467	09/21/2040	1.A FE
42771A-AA-4	HERO 2017-3A A1 SEQ 3.190% 09/20/48		09/20/2021	Paydown		278,501	278,501	278,407	278,417		84		84		278,501				7,496	09/20/2048	1.A FE
42771L-AB-8	HERO 2017-2A A1 SEQ 3.280% 09/20/48		09/20/2021	Paydown		158,275	158,275	158,254	158,257		18		18		158,275				4,492	09/20/2048	1.A FE
43284B-AA-0	HGVT 2018-AA A SEQ 3.540% 02/25/32		09/25/2021	Paydown		90,277	90,277	90,249	90,255		22		22		90,277				2,146	02/25/2032	1.A FE
44891A-BC-0	HYUNDAI CAPITAL AMERICA SERIES 144A 2.850%		11/01/22	STIFEL NICOLAUS & CO.		1,693,247	1,650,000	1,649,819	1,649,888		38		38		1,649,926		43,321	43,321	37,620	11/01/2022	2.A FE
46649K-AC-9	JP MORGAN MORTGAGE TRUST SERIES 2018-5 CLASS A3 144A 3.500% 10/25/48		09/01/2021	Paydown		757,133	757,133	771,092	767,767		(10,634)		(10,634)		757,133				17,453	10/25/2048	1.D FM
52521R-AS-0	LMT 2007-5 2A3 FLT SSNR AS 0.416% 06/25/37		09/25/2021	Paydown		8,453	8,532	529	529		7,929		7,929		8,458		(5)	(5)	26	06/25/2037	1.D FM
539830-AY-5	LOCKHEED MARTIN CORP SR UNSEC 3.350%		09/15/2021	Maturity		5,554,000	5,554,000	5,539,004	5,552,782		1,218		1,218		5,554,000				186,059	09/15/2021	1.6 FE
55315X-AD-3	MIAF 2017-AA A4 SEQ 2.410% 08/16/24		09/16/2021	Paydown		2,158,430	2,158,430	2,157,914	2,158,297		133		133		2,158,430				34,678	08/16/2024	1.A FE
553896-AA-9	MVIOT 2017-1A A SEQ 2.420% 12/20/34		09/20/2021	Paydown		195,054	195,054	193,517	193,858		1,196		1,196		195,054				3,138	12/20/2034	1.A FE
	MVIOT SERIES 2019-2A CLASS A 144A 2.220%		10/20/38	Paydown		716,277	716,277	704,403	705,136		11,141		11,141		716,277				10,496	10/20/2038	1.A FE
554000-AA-9	MET LIFE GLOB FUNDING I SERIES 144A 1.950%		01/13/23																		
59217G-EE-5	MVIOT 2018-1A A SEQ 3.450% 01/21/36		08/17/2021	JP MORGAN SECURITIES		10,232,200	10,000,000	9,995,700	9,997,059		904		904		9,997,963		234,237	234,237	214,500	01/13/2023	1.D FE
62848B-AA-9	NAVIENT STUDENT LOAN TRUST SERIES 2020-HA CLASS A 144A 1.310% 01/15/69		09/20/2021	Paydown		303,276	303,276	303,333	303,324		(47)		(47)		303,276				6,938	01/21/2036	1.A FE
63935B-AA-1	NAVSL 2019-BA A2A SEQ 3.390% 12/15/59		09/15/2021	Paydown		265,221	265,221	265,199	265,199		22		22		265,221				2,585	01/15/2069	1.A FE
63941L-AB-9	NORDSTROM INC SR UNSEC 4.000% 10/15/21		09/15/2021	Paydown		138,696	138,696	138,689	138,691		5		5		138,696				3,141	12/15/2059	1.A FE
655664-AP-5	NORTHWEST NATURAL GAS CO 1ST MORTG 3.176%		07/21/2021	Call 100.0000		3,075,000	3,075,000	3,069,711	3,074,507		345		345		3,074,851		149	149	94,300	10/15/2021	2.C FE
66765R-BZ-8	OAK STREET INVESTMENT GRADE SERIES 2020-1A CLASS A1 144A 1.850% 10/20/50		09/15/2021	Maturity		5,000,000	5,000,000	5,000,000	5,000,000						5,000,000				158,800	09/15/2021	1.F FE
67181D-AA-9	OAK STREET INVESTMENT GRADE SERIES 2021-1A CLASS A1 144A 1.480% 01/20/51		09/20/2021	Paydown		34,878	34,878	34,877	34,877		1		1		34,878				430	10/20/2050	1.A FE
67190A-AA-4	OAK STREET INVESTMENT GRADE SERIES 2021-1A CLASS A2 144A 1.930% 01/20/51		09/20/2021	Paydown		13,067	13,067	13,065	13,065		2		2		13,067				142	01/20/2051	1.A FE
67190A-AB-2	ONEMAIN FINANCIAL ISSUANCE T SERIES 2018-1A CLASS A 144A 3.300% 03/14/29		09/14/2021	Paydown		62,622	62,622	63,307	63,094		(472)		(472)		62,622				1,370	03/14/2029	1.A FE
68267B-AA-8	ORACLE CORP SR UNSEC 2.800% 07/08/21		07/08/2021	Maturity		25,000,000	25,000,000	24,963,750	24,997,062		2,938		2,938		25,000,000				700,000	07/08/2021	2.A FE
68389X-BA-2	PSMC TRUST SERIES 2021-1 CLASS A11 144A		09/01/2021	Paydown		501,441	501,441	513,507			(12,066)		(12,066)		501,441				2,385	03/25/2051	1.A FE
693650-AL-7	PSMC TRUST SERIES 2021-2 CLASS A3 144A		09/01/2021	Paydown		926,501	926,501	953,717			(27,216)		(27,216)		926,501				4,199	05/25/2051	1.A FE
69376C-AC-8	PRUDENTIAL FINANCIAL INC SR UNSEC 3.878%		03/27/28	Call 116.9250		6,153,763	5,263,000	5,263,000	5,263,000						5,263,000				1,079,554	03/27/2028	1.6 FE
74432Q-CC-7	RAYTHEON TECH CORP SERIES W1 3.500%		03/15/27	THE BANK OF NEW YORK		16,018,128	14,400,000	15,406,234	15,395,879		(93,319)		(93,319)		15,302,560		715,568	715,568	449,400	03/15/2027	2.A FE
75513E-CH-2	RENEW FINANCIAL SERIES 2021-1 CLASS A 144A		09/20/2021	Paydown		135,967	135,967	135,947			20		20		135,967				383	11/20/2056	1.A FE
75975B-AA-6	SMB 2017-A A2A SEQ 2.880% 09/15/34		09/15/2021	Paydown		129,736	129,736	129,690	129,703		32		32		129,736				2,494	09/15/2034	1.A FE

STATEMENT AS OF SEPTEMBER 30, 2021 OF THE TIAA-CREF LIFE INSURANCE COMPANY

SCHEDULE D - PART 4

Show All Long-Term Bonds and Stock Sold, Redeemed or Otherwise Disposed of During the Current Quarter

1	2	3	4	5	6	7	8	9	10	Change In Book/Adjusted Carrying Value					16	17	18	19	20	21	22
										11	12	13	14	15							
CUSIP Identification	Description	For- eign	Disposal Date	Name of Purchaser	Number of Shares of Stock	Consid- eration	Par Value	Actual Cost	Prior Year Book/ Adjusted Carrying Value	Unrealized Valuation Increase/ (Decrease)	Current Year's (Amor- tization)/ Accretion	Current Year's Other Than Temporary Impairment Recogn- ized	Total Change in Book/ Adjusted Carrying Value (11 + 12 - 13)	Total Foreign Exchange Change in Book /Adjusted Carrying Value	Book/ Adjusted Carrying Value at Disposal Date	Foreign Exchange Gain (Loss) on Disposal	Realized Gain (Loss) on Disposal	Total Gain (Loss) on Disposal	Bond Interest/ Stock Dividends Received During Year	Stated Con- tractual Maturity Date	NAIC Desig- nation, NAIC Desig- nation Modifier and SVO Admini- strative Symbol
78449K-AB-6	SMB 2016-C A2A SEQ 2.340% 09/15/34		09/15/2021	Paydown		202,301	202,301	199,693	200,980		1,322		1,322		202,301				3,159	09/15/2034	1.A FE
78449L-AB-4	SMB 2018-B A2A SEQ 3.600% 01/15/37		09/15/2021	Paydown		458,062	458,062	466,500	465,238		(7,176)		(7,176)		458,062				10,998	01/15/2037	1.A FE
78470R-AC-1	SOFI 2016-E A2B SEQ 2.490% 01/25/36		09/25/2021	Paydown		432,019	432,019	430,960	431,622		396		396		432,019				7,194	01/25/2036	1.A FE
81745A-AB-3	SEQUOIA MORTGAGE TRUST SERIES 2013-5 CLASS A2 144A 3.000% 05/25/43		09/01/2021	Paydown		681,340	681,340	691,778	691,299		(9,958)		(9,958)		681,340				13,176	05/25/2043	1.D FM
81746N-AK-4	SEMT 2016-3 A10 EXCH AFC SEQ SSNR 3.500% 11/25/46		09/01/2021	Paydown		322,068	322,068	316,482	317,815		4,253		4,253		322,068				7,200	11/25/2046	1.D FM
81748K-AG-7	SEQUOIA MORTGAGE TRUST SERIES 2020-2 CLASS A4 144A 3.500% 03/25/50		09/01/2021	Paydown		1,541,578	1,541,578	1,576,986	1,565,722		(24,144)		(24,144)		1,541,578				35,984	03/25/2050	1.D FM
81748M-AD-0	SEQUOIA MORTGAGE TRUST SERIES 2020-1 CLASS A4 144A 3.500% 02/25/50		09/01/2021	Paydown		1,163,958	1,163,958	1,187,419	1,179,771		(15,814)		(15,814)		1,163,958				26,428	02/25/2050	1.D FM
82652M-AA-8	SRFC 2019-2A A SEQ 2.590% 05/20/36		09/20/2021	Paydown		344,193	344,193	344,100	344,115		79		79		344,193				5,893	05/20/2036	1.A FE
82652N-AA-6	SRFC SERIES 2019-3A CLASS A 144A 2.340% 07/15/38		09/20/2021	Paydown		182,528	182,528	182,525	182,525		3		3		182,528				2,824	07/15/2038	1.A FE
82653D-AA-7	SRFC 2018-2A A SEQ 3.500% 06/20/35		09/20/2021	Paydown		316,490	316,490	314,972	315,176		1,314		1,314		316,490				7,327	06/20/2035	1.A FE
82653G-AA-0	SRFC 2018-3A A SEQ 3.690% 09/20/35		09/20/2021	Paydown		125,679	125,679	125,058	125,137		542		542		125,679				3,088	09/20/2035	1.A FE
83189D-AB-6	SMB 2017-B A2A SEQ 2.820% 10/15/35		09/15/2021	Paydown		87,586	87,586	85,274	86,128		1,457		1,457		87,586				1,648	10/15/2035	1.A FE
83403Y-AB-0	SOFI 2017-B A2FX SEQ 2.740% 05/25/40		09/25/2021	Paydown		402,706	402,706	402,609	402,664		42		42		402,706				7,346	05/25/2040	1.A FE
83404F-AC-8	SOFI 2017-A A2B SEQ 2.400% 03/26/40		09/25/2021	Paydown		228,127	228,127	225,066	226,886		1,242		1,242		228,127				3,649	03/26/2040	1.A FE
83404K-AC-7	SOFI 2017-E A2B SEQ 2.720% 11/26/40		09/25/2021	Paydown		493,288	493,288	484,996	489,201		4,087		4,087		493,288				8,907	11/26/2040	1.A FE
83404L-AC-5	SOFI 2016-D A2B SEQ 2.340% 04/25/33		09/25/2021	Paydown		203,574	203,574	201,324	202,411		1,163		1,163		203,574				3,150	04/25/2033	1.A FE
83405D-AC-2	SOFI 2017-C A2B SEQ 2.630% 07/25/40		09/25/2021	Paydown		64,124	64,124	64,108	64,112		12		12		64,124				1,124	07/25/2040	1.A FE
83406E-AC-9	SOFI 2018-A A2B SEQ 2.950% 02/25/42		09/25/2021	Paydown		650,462	650,462	642,146	645,816		4,647		4,647		650,462				12,705	02/25/2042	1.A FE
86190B-AA-2	STORE MASTER FUNDING LLC SERIES 2021-1A CLASS A1 144A 2.120% 06/20/51		09/20/2021	Paydown		4,175	4,175	4,174			1		1		4,175				13	06/20/2051	1.A FE
86190B-AB-0	STORE MASTER FUNDING LLC SERIES 2021-1A CLASS A2 144A 2.960% 06/20/51		09/20/2021	Paydown		3,750	3,750	3,748			2		2		3,750				16	06/20/2051	1.A FE
86358R-XZ-5	SASC 2002-AL1 A3 AS CPT SEQ 3.450% 02/25/32		09/01/2021	Paydown		35,219	37,922	33,567	35,918		1,869		1,869		37,787		(2,568)	(2,568)	887	02/25/2032	5.A FE
86359B-2H-3	SASC 2005-2XS 2A1 XRESET FTV FLT DL 0.589% 02/25/35		09/01/2021	Paydown		19,609	19,609	19,609	19,609						19,609				75	02/25/2035	1.D FM
867914-BM-4	SUNTRUST BANKS INC SR UNSEC 2.700% 01/27/22		08/17/2021			4,036,280	4,000,000	3,994,880	3,998,910		641		641		3,999,551		36,729	36,729	114,600	01/27/2022	1.G FE
918286-AA-3	VSTNA 2018-A A SEQ 3.560% 02/20/36		09/20/2021	Paydown		620,891	620,891	630,811	629,499		(8,607)		(8,607)		620,891				14,745	02/20/2036	1.A FE
918288-AA-9	VSTNA 2017-A A SEQ 2.330% 03/20/35		09/20/2021	Paydown		170,168	170,168	170,134	170,143		25		25		170,168				2,630	03/20/2035	1.A FE
92348X-AA-3	VZOT 2018-A A1A SEQ 3.230% 04/20/23		09/20/2021	Paydown		818,701	818,701	818,689	818,698		3		3		818,701				17,516	04/20/2023	1.A FE
92538F-AA-2	VERUS SECURITIZATION TRUST SERIES 2021-2 CLASS A1 144A 1.031% 02/25/66		09/01/2021	Paydown		1,270,765	1,270,765	1,270,745			21		21		1,270,765				4,471	02/25/2066	1.A FE
92538F-AB-0	VERUS SECURITIZATION TRUST SERIES 2021-2 CLASS A2 144A 1.288% 02/25/66		09/01/2021	Paydown		570,114	570,114	570,103			11		11		570,114				2,506	02/25/2066	1.C FE
928668-AZ-5	VOLKSWAGEN GROUP AMERICA SERIES 144A 2.700% 09/26/22		08/17/2021			5,126,950	5,000,000	4,998,150	4,998,914		388		388		4,999,303		127,647	127,647	121,125	09/26/2022	2.A FE
89114Q-BL-1	TORONTO-DOMINION BANK SR UNSEC 1.800% 07/13/21	A	07/13/2021	Maturity		6,000,000	6,000,000	5,985,720	5,998,416		1,584		1,584		6,000,000				108,000	07/13/2021	1.D FE
00182E-BA-6	ANZ NEW ZEALAND INTL/LDN CO.GUARNT 2.125% 07/28/21	D	07/28/2021	Maturity		5,050,000	5,050,000	5,045,455	5,049,454		546		546		5,050,000				107,313	07/28/2021	1.E FE
12547L-AA-6	CIFC FUNDING LTD SERIES 2020-2A CLASS A1 144A 1.784% 08/24/32	D	09/30/2021	Paydown		10,000,000	10,000,000	10,000,000	10,000,000						10,000,000				208,984	08/24/2032	1.A FE
149791-AA-3	CAYUGA PARK CLO LTD SERIES 2020-1A CLASS A 144A 1.734% 07/17/31	D	08/03/2021	Paydown		10,000,000	10,000,000	10,000,000	10,000,000						10,000,000				179,613	07/17/2031	1.A FE
478375-AF-5	JOHNSON CONTROLS INTL PL SR UNSEC 3.750% 12/01/21	D	09/01/2021	Call	100.0000	209,000	209,000	215,939	210,053		(1,053)		(1,053)		209,000				5,878	12/01/2021	2.B FE
606822-AG-9	MINITUBISHI UFJ FIN GRP SR UNSEC 2.190% 09/13/21	D	09/13/2021	Maturity		2,760,000	2,760,000	2,760,000	2,760,000						2,760,000				60,444	09/13/2021	1.G FE

STATEMENT AS OF SEPTEMBER 30, 2021 OF THE TIAA-CREF LIFE INSURANCE COMPANY

SCHEDULE D - PART 4

Show All Long-Term Bonds and Stock Sold, Redeemed or Otherwise Disposed of During the Current Quarter

1	2	3	4	5	6	7	8	9	10	Change In Book/Adjusted Carrying Value					16	17	18	19	20	21	22
										11	12	13	14	15							
CUSIP Identification	Description	For- eign	Disposal Date	Name of Purchaser	Number of Shares of Stock	Consid- eration	Par Value	Actual Cost	Prior Year Book/ Adjusted Carrying Value	Unrealized Valuation Increase/ (Decrease)	Current Year's (Amor- tization)/ Accretion	Current Year's Other Than Temporary Impairment Recogn- ized	Total Change in Book/ Adjusted Carrying Value (11 + 12 - 13)	Total Foreign Exchange Change in Book /Adjusted Carrying Value	Book/ Adjusted Carrying Value at Disposal Date	Foreign Exchange Gain (Loss) on Disposal	Realized Gain (Loss) on Disposal	Total Gain (Loss) on Disposal	Bond Interest/ Stock Dividends Received During Year	Stated Con- tractual Maturity Date	NAIC Desig- nation, NAIC Desig- nation Modifier and SVO Admini- strative Symbol
..606822-AW-4	07/26/21 MITSUBISHI UFJ FIN GRP SR UNSEC 3.535%	D	07/26/2021	Maturity		5,000,000	5,000,000	5,000,000	5,000,000						5,000,000				176,750	07/26/2021	1.G FE
..60687Y-AE-9	09/13/21 MIZUHO FINANCIAL GROUP SR UNSEC 2.273%	D	09/13/2021	Maturity		4,000,000	4,000,000	4,000,000	4,000,000						4,000,000				90,920	09/13/2021	1.G FE
..67098U-AA-3	07/20/21 OAK HILL CREDIT PARTNERS SERIES 2020-6A CLASS A1 144A 1.784%	D	07/20/2021	Paydown		7,500,000	7,500,000	7,500,000	7,500,000						7,500,000				138,688	07/20/2031	1.A FE
..67577V-AA-1	08/10/21 OCTAGON CREDIT PARTNERS 46 LTD SERIES 2020-2A CLASS A 144A 1.776%	D	08/10/2021	Paydown		17,500,000	17,500,000	17,500,000	17,500,000						17,500,000				333,725	07/15/2033	1.A FE
..714295-AC-6	07/12/21 PERRIGO FINANCE UNLIMITD CO.GUARNT 3.900%	D	07/12/2021	BARCLAYS BANK PLC		1,367,578	1,275,000	1,287,178	1,281,245		(838)		(838)		1,280,406		87,172	87,172	28,868	12/15/2024	2.C FE
..75973F-AA-9	09/20/21 RENEW 2018-1 A SEQ 3.950%	D	09/20/2021	Paydown		242,933	242,933	242,841	242,848		85		85		242,933				7,679	09/20/2053	1.A FE
3899999. Subtotal - Bonds - Industrial and Miscellaneous (Unaffiliated)						259,444,384	253,775,814	254,495,002	245,417,469		(138,258)		(138,258)		254,540,201		3,839,763	3,839,763	7,533,423	XXX	XXX
8399997. Total - Bonds - Part 4						319,892,563	314,223,993	316,431,112	307,021,731		(1,294,350)		(1,294,350)		314,988,380		3,839,763	3,839,763	8,789,454	XXX	XXX
8399998. Total - Bonds - Part 5						XXX	XXX	XXX	XXX	XXX	XXX	XXX	XXX	XXX	XXX	XXX	XXX	XXX	XXX	XXX	XXX
8399999. Total - Bonds						319,892,563	314,223,993	316,431,112	307,021,731		(1,294,350)		(1,294,350)		314,988,380		3,839,763	3,839,763	8,789,454	XXX	XXX
8999997. Total - Preferred Stocks - Part 4							XXX													XXX	XXX
8999998. Total - Preferred Stocks - Part 5						XXX	XXX	XXX	XXX	XXX	XXX	XXX	XXX	XXX	XXX	XXX	XXX	XXX	XXX	XXX	XXX
8999999. Total - Preferred Stocks							XXX													XXX	XXX
9799997. Total - Common Stocks - Part 4							XXX													XXX	XXX
9799998. Total - Common Stocks - Part 5						XXX	XXX	XXX	XXX	XXX	XXX	XXX	XXX	XXX	XXX	XXX	XXX	XXX	XXX	XXX	XXX
9799999. Total - Common Stocks							XXX													XXX	XXX
9899999. Total - Preferred and Common Stocks							XXX													XXX	XXX
9999999 - Totals						319,892,563	XXX	316,431,112	307,021,731		(1,294,350)		(1,294,350)		314,988,380		3,839,763	3,839,763	8,789,454	XXX	XXX

Schedule DB - Part A - Section 1 - Options, Caps, Floors, Collars, Swaps and Forwards Open
N O N E

Schedule DB - Part B - Section 1 - Futures Contracts Open
N O N E

Schedule DB - Part B - Section 1B - Brokers with whom cash deposits have been made
N O N E

Schedule DB - Part D - Section 1 - Counterparty Exposure for Derivative Instruments Open
N O N E

Schedule DB - Part D-Section 2 - Collateral for Derivative Instruments Open - Pledged By
N O N E

Schedule DB - Part D-Section 2 - Collateral for Derivative Instruments Open - Pledged To
N O N E

Schedule DB - Part E - Derivatives Hedging Variable Annuity Guarantees
N O N E

Schedule DL - Part 1 - Reinvested Collateral Assets Owned
N O N E

Schedule DL - Part 2 - Reinvested Collateral Assets Owned
N O N E

SCHEDULE E - PART 1 - CASH

Month End Depository Balances

1	2	3	4	5	Book Balance at End of Each Month During Current Quarter			9
					6	7	8	
					First Month	Second Month	Third Month	
Depository	Code	Rate of Interest	Amount of Interest Received During Current Quarter	Amount of Interest Accrued at Current Statement Date				*
Citibank, N.A. New Castle, DE					(32,253)	(20,570)	(30,018)	XXX
Citibank, N.A. New York, NY					3,227,700	2,309,746	15,647,646	XXX
Harris, N.A. Chicago, IL					65,865	131,769	33,653	XXX
JPMorgan Chase Bank, N.A. New York, NY					29,704	29,704	29,704	XXX
The Northern Trust Company Chicago, IL					20,000	45,720	20,000	XXX
Wells Fargo, N.A. Philadelphia, PA					(14,521,796)	(5,711,231)	(8,041,119)	XXX
0199998. Deposits in ... depositories that do not exceed the allowable limit in any one depository (See instructions) - Open Depositories	XXX	XXX						XXX
0199999. Totals - Open Depositories	XXX	XXX			(11,210,781)	(3,214,863)	7,659,865	XXX
0299998. Deposits in ... depositories that do not exceed the allowable limit in any one depository (See instructions) - Suspended Depositories	XXX	XXX						XXX
0299999. Totals - Suspended Depositories	XXX	XXX						XXX
0399999. Total Cash on Deposit	XXX	XXX			(11,210,781)	(3,214,863)	7,659,865	XXX
0499999. Cash in Company's Office	XXX	XXX	XXX	XXX				XXX
0599999. Total - Cash	XXX	XXX			(11,210,781)	(3,214,863)	7,659,865	XXX

SCHEDULE E - PART 2 - CASH EQUIVALENTS

[illegible]