

# **QUARTERLY STATEMENT**

**OF THE**

**TIAA-CREF LIFE INSURANCE COMPANY**

**TO THE**

**Insurance Department**

**OF THE**

**STATE OF**

**FOR THE QUARTER ENDED  
JUNE 30, 2019**

☒ **LIFE AND ACCIDENT AND HEALTH**

☐ **FRATERNAL BENEFIT SOCIETIES**

# **2019**



LIFE AND ACCIDENT AND HEALTH COMPANIES/FRATERNAL BENEFIT SOCIETIES - ASSOCIATION EDITION

QUARTERLY STATEMENT

AS OF JUNE 30, 2019

OF THE CONDITION AND AFFAIRS OF THE

TIAA-CREF Life Insurance Company

NAIC Group Code 1216 1216 NAIC Company Code 60142 Employer's ID Number 13-3917848  
(Current) (Prior)  
Organized under the Laws of New York, State of Domicile or Port of Entry NY  
Country of Domicile United States of America  
Licensed as business type: Life, Accident & Health [ X ] Fraternal Benefit Societies [ ]  
Incorporated/Organized 11/20/1996 Commenced Business 12/18/1996  
Statutory Home Office 730 Third Avenue, New York, NY, US 10017  
(Street and Number) (City or Town, State, Country and Zip Code)  
Main Administrative Office 730 Third Avenue  
(Street and Number)  
New York, NY, US 10017, 212-490-9000  
(City or Town, State, Country and Zip Code) (Area Code) (Telephone Number)  
Mail Address 730 Third Avenue, New York, NY, US 10017  
(Street and Number or P.O. Box) (City or Town, State, Country and Zip Code)  
Primary Location of Books and Records 730 Third Avenue  
(Street and Number)  
New York, NY, US 10017, 212-490-9000  
(City or Town, State, Country and Zip Code) (Area Code) (Telephone Number)  
Internet Website Address tiaa.org  
Statutory Statement Contact Stacy Koon Eisenhauer, 704-988-4560  
(Name) (Area Code) (Telephone Number)  
seisenhauer@tiaa.org, 704-988-4914  
(E-mail Address) (FAX Number)

OFFICERS

President & Chief Executive Officer	<u>William Gunnar Griesser #</u>	Vice President & Chief Financial Officer	<u>Stacy Koon Eisenhauer</u>
Secretary	<u>Mary Catherine Benedetto</u>	Senior Vice President & Chief Actuary	<u>Christine Ellen Dugan #</u>

OTHER

<u>Jorge Claudio Gutierrez, Treasurer</u>	<u>Todd Richard Sagmoe #, Vice President, Head of Insurance</u>
---	---


DIRECTORS OR TRUSTEES

<u>Rashmi Dilip Badwe</u>	<u>Christine Ellen Dugan</u>	<u>Bradley (NMN) Finkle</u>
<u>William Gunnar Griesser #</u>	<u>Derek James Heaslip</u>	<u>Eric Thomas Jones</u>
<u>Meredith J. Komreich</u>	<u>Christopher Antoine Van Buren</u>	

State of New York SS:  
County of New York

The officers of this reporting entity being duly sworn, each depose and say that they are the described officers of said reporting entity, and that on the reporting period stated above, all of the herein described assets were the absolute property of the said reporting entity, free and clear from any liens or claims thereon, except as herein stated, and that this statement, together with related exhibits, schedules and explanations therein contained, annexed or referred to, is a full and true statement of all the assets and liabilities and of the condition and affairs of the said reporting entity as of the reporting period stated above, and of its income and deductions therefrom for the period ended, and have been completed in accordance with the NAIC Annual Statement Instructions and Accounting Practices and Procedures manual except to the extent that: (1) state law may differ; or, (2) that state rules or regulations require differences in reporting not related to accounting practices and procedures, according to the best of their information, knowledge and belief, respectively. Furthermore, the scope of this attestation by the described officers also includes the related corresponding electronic filing with the NAIC, when required, that is an exact copy (except for formatting differences due to electronic filing) of the enclosed statement. The electronic filing may be requested by various regulators in lieu of or in addition to the enclosed statement.

 William Gunnar Griesser President & Chief Executive Officer	 Mary Catherine Benedetto Secretary	 Stacy Koon Eisenhauer Vice President & Chief Financial Officer
---	---	--

Subscribed and sworn to before me this 30th day of July, 2019  


a. Is this an original filing? ..... Yes [ X ] No [ ]  
b. If no,  
1. State the amendment number .....  
2. Date filed .....  
3. Number of pages attached .....

VINCENZA IENI  
NOTARY PUBLIC-STATE OF NEW YORK  
No. 011E6211858  
Qualified in Westchester County  
My Commission Expires 09-21-2021

STATEMENT AS OF JUNE 30, 2019 OF THE TIAA-CREF LIFE INSURANCE COMPANY

ASSETS

	Current Statement Date			4 December 31 Prior Year Net Admitted Assets
	1 Assets	2 Nonadmitted Assets	3 Net Admitted Assets (Cols. 1 - 2)	
1. Bonds .....	8,457,094,783		8,457,094,783	7,913,171,630
2. Stocks:				
2.1 Preferred stocks .....	182,882		182,882	182,882
2.2 Common stocks .....				
3. Mortgage loans on real estate:				
3.1 First liens .....				
3.2 Other than first liens.....				
4. Real estate:				
4.1 Properties occupied by the company (less \$ ..... encumbrances) .....				
4.2 Properties held for the production of income (less \$ ..... encumbrances) .....				
4.3 Properties held for sale (less \$ ..... encumbrances) .....				
5. Cash (\$ .....(160,175) ), cash equivalents (\$ .....100,242,837 ) and short-term investments (\$ ..... ) .....	100,082,662		100,082,662	171,753,266
6. Contract loans (including \$ ..... premium notes) .....	37,364,729		37,364,729	33,771,364
7. Derivatives .....				
8. Other invested assets .....	4,697,569		4,697,569	4,707,025
9. Receivables for securities .....	493,403		493,403	
10. Securities lending reinvested collateral assets .....				
11. Aggregate write-ins for invested assets .....				
12. Subtotals, cash and invested assets (Lines 1 to 11) .....	8,599,916,028		8,599,916,028	8,123,586,167
13. Title plants less \$ ..... charged off (for Title insurers only) .....				
14. Investment income due and accrued .....	74,461,199		74,461,199	69,960,076
15. Premiums and considerations:				
15.1 Uncollected premiums and agents' balances in the course of collection .....	1,762,778		1,762,778	1,844,212
15.2 Deferred premiums, agents' balances and installments booked but deferred and not yet due (including \$ ..... earned but unbilled premiums) .....	54,086,977	35,421,131	18,665,846	17,948,456
15.3 Accrued retrospective premiums (\$ ..... ) and contracts subject to redetermination (\$ ..... ) .....				
16. Reinsurance:				
16.1 Amounts recoverable from reinsurers .....				2,123,513
16.2 Funds held by or deposited with reinsured companies .....				
16.3 Other amounts receivable under reinsurance contracts .....	4,981,172		4,981,172	12,103,495
17. Amounts receivable relating to uninsured plans .....				
18.1 Current federal and foreign income tax recoverable and interest thereon .....	2,333,304		2,333,304	2,184,230
18.2 Net deferred tax asset .....	48,753,312	32,166,207	16,587,105	16,772,754
19. Guaranty funds receivable or on deposit .....	195,989		195,989	195,779
20. Electronic data processing equipment and software .....				
21. Furniture and equipment, including health care delivery assets (\$ ..... ) .....				
22. Net adjustment in assets and liabilities due to foreign exchange rates .....				
23. Receivables from parent, subsidiaries and affiliates .....				
24. Health care (\$ ..... ) and other amounts receivable .....				
25. Aggregate write-ins for other than invested assets .....	5,756,617	1,185	5,755,432	4,007,721
26. Total assets excluding Separate Accounts, Segregated Accounts and Protected Cell Accounts (Lines 12 to 25) .....	8,792,247,376	67,588,523	8,724,658,853	8,250,726,403
27. From Separate Accounts, Segregated Accounts and Protected Cell Accounts .....	5,476,214,872		5,476,214,872	5,016,425,361
28. Total (Lines 26 and 27)	14,268,462,248	67,588,523	14,200,873,725	13,267,151,764
DETAILS OF WRITE-INS				
1101. ....				
1102. ....				
1103. ....				
1198. Summary of remaining write-ins for Line 11 from overflow page .....				
1199. Totals (Lines 1101 through 1103 plus 1198)(Line 11 above)				
2501. Sundry receivables .....	5,756,617	1,185	5,755,432	4,007,721
2502. ....				
2503. ....				
2598. Summary of remaining write-ins for Line 25 from overflow page .....				
2599. Totals (Lines 2501 through 2503 plus 2598)(Line 25 above)	5,756,617	1,185	5,755,432	4,007,721

The failure of items to add to the totals shown throughout the statement is due to the rounding of figures to the nearest dollar.

STATEMENT AS OF JUNE 30, 2019 OF THE TIAA-CREF LIFE INSURANCE COMPANY

LIABILITIES, SURPLUS AND OTHER FUNDS

	1 Current Statement Date	2 December 31 Prior Year
1. Aggregate reserve for life contracts \$ .....3,622,036,009 less \$ ..... included in Line 6.3 (including \$ .....250,400,157 Modco Reserve) .....	3,622,036,009	3,532,202,828
2. Aggregate reserve for accident and health contracts (including \$ ..... Modco Reserve) .....		
3. Liability for deposit-type contracts (including \$ ..... Modco Reserve) .....	4,458,392,892	4,104,701,197
4. Contract claims:		
4.1 Life .....	13,915,152	14,860,452
4.2 Accident and health .....		
5. Policyholders' dividends/refunds to members \$ ..... and coupons \$ ..... due and unpaid .....		
6. Provision for policyholders' dividends, refunds to members and coupons payable in following calendar year - estimated amounts:		
6.1 Policyholders' dividends and refunds to members apportioned for payment (including \$ ..... Modco) .....		
6.2 Policyholders' dividends and refunds to members not yet apportioned (including \$ ..... Modco) .....		
6.3 Coupons and similar benefits (including \$ ..... Modco) .....		
7. Amount provisionally held for deferred dividend policies not included in Line 6 .....		
8. Premiums and annuity considerations for life and accident and health contracts received in advance less \$ ..... discount; including \$ ..... accident and health premiums .....	211,244	132,909
9. Contract liabilities not included elsewhere:		
9.1 Surrender values on canceled contracts .....		
9.2 Provision for experience rating refunds, including the liability of \$ ..... accident and health experience rating refunds of which \$ ..... is for medical loss ratio rebate per the Public Health Service Act .....		
9.3 Other amounts payable on reinsurance, including \$ ..... assumed and \$ .....9,588,084 ceded .....	9,588,084	16,070,718
9.4 Interest Maintenance Reserve .....	11,978,675	11,168,896
10. Commissions to agents due or accrued-life and annuity contracts \$ .....1,101,810 , accident and health \$ ..... and deposit-type contract funds \$ ..... .....	1,101,810	847,799
11. Commissions and expense allowances payable on reinsurance assumed .....		
12. General expenses due or accrued .....		
13. Transfers to Separate Accounts due or accrued (net) (including \$ .....(6,054,217) accrued for expense allowances recognized in reserves, net of reinsured allowances) .....	(5,556,885)	(8,176,203)
14. Taxes, licenses and fees due or accrued, excluding federal income taxes .....		
15.1 Current federal and foreign income taxes, including \$ ..... on realized capital gains (losses) .....		
15.2 Net deferred tax liability .....		
16. Unearned investment income .....		
17. Amounts withheld or retained by reporting entity as agent or trustee .....	949,938	476,826
18. Amounts held for agents' account, including \$ ..... agents' credit balances .....		
19. Remittances and items not allocated .....	11,181,659	17,986,278
20. Net adjustment in assets and liabilities due to foreign exchange rates .....		
21. Liability for benefits for employees and agents if not included above .....		
22. Borrowed money \$ ..... and interest thereon \$ ..... .....		
23. Dividends to stockholders declared and unpaid .....		
24. Miscellaneous liabilities:		
24.01 Asset valuation reserve .....	56,376,041	52,486,440
24.02 Reinsurance in unauthorized and certified (\$ ..... ) companies .....	456,485	3,292,423
24.03 Funds held under reinsurance treaties with unauthorized and certified (\$ ..... ) reinsurers .....		
24.04 Payable to parent, subsidiaries and affiliates .....	17,330,895	18,528,183
24.05 Drafts outstanding .....		
24.06 Liability for amounts held under uninsured plans .....		
24.07 Funds held under coinsurance .....		
24.08 Derivatives .....		
24.09 Payable for securities .....	36,887,522	
24.10 Payable for securities lending .....		
24.11 Capital notes \$ ..... and interest thereon \$ ..... .....		
25. Aggregate write-ins for liabilities .....	131,281	141,904
26. Total liabilities excluding Separate Accounts business (Lines 1 to 25) .....	8,234,980,802	7,764,720,650
27. From Separate Accounts Statement .....	5,460,967,261	5,001,547,187
28. Total liabilities (Lines 26 and 27) .....	13,695,948,063	12,766,267,837
29. Common capital stock .....	2,500,000	2,500,000
30. Preferred capital stock .....		
31. Aggregate write-ins for other than special surplus funds .....		
32. Surplus notes .....		
33. Gross paid in and contributed surplus .....	557,500,000	557,500,000
34. Aggregate write-ins for special surplus funds .....		
35. Unassigned funds (surplus) .....	(55,074,338)	(59,116,073)
36. Less treasury stock, at cost:		
36.1 ..... shares common (value included in Line 29 \$ ..... ) .....		
36.2 ..... shares preferred (value included in Line 30 \$ ..... ) .....		
37. Surplus (Total Lines 31+32+33+34+35-36) (including \$ .....15,255,059 in Separate Accounts Statement) .....	502,425,662	498,383,927
38. Totals of Lines 29, 30 and 37 .....	504,925,662	500,883,927
39. Totals of Lines 28 and 38 (Page 2, Line 28, Col. 3)	14,200,873,725	13,267,151,764
<b>DETAILS OF WRITE-INS</b>		
2501. Miscellaneous liabilities .....	131,281	141,904
2502. ....		
2503. ....		
2598. Summary of remaining write-ins for Line 25 from overflow page .....		
2599. Totals (Lines 2501 through 2503 plus 2598)(Line 25 above)	131,281	141,904
3101. ....		
3102. ....		
3103. ....		
3198. Summary of remaining write-ins for Line 31 from overflow page .....		
3199. Totals (Lines 3101 through 3103 plus 3198)(Line 31 above)		
3401. ....		
3402. ....		
3403. ....		
3498. Summary of remaining write-ins for Line 34 from overflow page .....		
3499. Totals (Lines 3401 through 3403 plus 3498)(Line 34 above)		

STATEMENT AS OF JUNE 30, 2019 OF THE TIAA-CREF LIFE INSURANCE COMPANY

SUMMARY OF OPERATIONS

	1 Current Year To Date	2 Prior Year To Date	3 Prior Year Ended December 31
1. Premiums and annuity considerations for life and accident and health contracts .....	296,615,267	330,967,305	689,020,513
2. Considerations for supplementary contracts with life contingencies .....	880,523	821,886	1,216,172
3. Net investment income .....	149,582,049	131,166,213	268,870,648
4. Amortization of Interest Maintenance Reserve (IMR) .....	478,232	541,113	1,138,956
5. Separate Accounts net gain from operations excluding unrealized gains or losses .....	(133,254)	(31,881)	1,507,262
6. Commissions and expense allowances on reinsurance ceded .....	7,811,416	9,213,058	18,776,632
7. Reserve adjustments on reinsurance ceded .....	2,457,580	6,882,309	16,144,117
8. Miscellaneous Income:			
8.1 Income from fees associated with investment management, administration and contract guarantees from Separate Accounts .....	12,491,958	12,313,361	24,806,878
8.2 Charges and fees for deposit-type contracts .....			
8.3 Aggregate write-ins for miscellaneous income .....	96,897	94,463	299,226
9. Totals (Lines 1 to 8.3) .....	470,280,668	491,967,827	1,021,780,404
10. Death benefits .....	11,398,532	10,319,841	27,126,489
11. Matured endowments (excluding guaranteed annual pure endowments) .....			
12. Annuity benefits .....	30,802,651	33,415,298	64,418,394
13. Disability benefits and benefits under accident and health contracts .....	198,622	54,272	217,489
14. Coupons, guaranteed annual pure endowments and similar benefits .....			
15. Surrender benefits and withdrawals for life contracts .....	124,592,914	97,121,118	198,554,250
16. Group conversions .....			
17. Interest and adjustments on contract or deposit-type contract funds .....	40,084,933	30,856,800	65,249,977
18. Payments on supplementary contracts with life contingencies .....	194,955	150,356	334,334
19. Increase in aggregate reserves for life and accident and health contracts .....	89,833,181	117,772,707	244,206,762
20. Totals (Lines 10 to 19) .....	297,105,788	289,690,392	600,107,695
21. Commissions on premiums, annuity considerations, and deposit-type contract funds (direct business only) .....	9,922,209	11,336,851	24,436,689
22. Commissions and expense allowances on reinsurance assumed .....			
23. General insurance expenses and fraternal expenses .....	66,036,451	63,520,226	135,511,030
24. Insurance taxes, licenses and fees, excluding federal income taxes .....	9,246,974	6,896,157	12,852,988
25. Increase in loading on deferred and uncollected premiums .....	1,351,865	925,775	(2,198,557)
26. Net transfers to or (from) Separate Accounts net of reinsurance .....	67,604,285	102,174,351	214,333,925
27. Aggregate write-ins for deductions .....	14,311,667	12,535,974	49,823,302
28. Totals (Lines 20 to 27) .....	465,579,239	487,079,726	1,034,867,072
29. Net gain from operations before dividends to policyholders and federal income taxes (Line 9 minus Line 28) .....	4,701,429	4,888,101	(13,086,668)
30. Dividends to policyholders and refunds to members .....			
31. Net gain from operations after dividends to policyholders, refunds to members and before federal income taxes (Line 29 minus Line 30) .....	4,701,429	4,888,101	(13,086,668)
32. Federal and foreign income taxes incurred (excluding tax on capital gains) .....	4,088,561	2,333,568	2,364,386
33. Net gain from operations after dividends to policyholders, refunds to members and federal income taxes and before realized capital gains or (losses) (Line 31 minus Line 32) .....	612,868	2,554,533	(15,451,054)
34. Net realized capital gains (losses) (excluding gains (losses) transferred to the IMR) less capital gains tax of \$ ..... (1,222,824) (excluding taxes of \$ ..... 342,382	2,227,065	595,393	818,647
35. Net income (Line 33 plus Line 34) .....	2,839,933	3,149,926	(14,632,407)
<b>CAPITAL AND SURPLUS ACCOUNT</b>			
36. Capital and surplus, December 31, prior year .....	500,883,927	411,540,841	411,540,841
37. Net income (Line 35) .....	2,839,933	3,149,926	(14,632,407)
38. Change in net unrealized capital gains (losses) less capital gains tax of \$ .....		(201,711)	(201,711)
39. Change in net unrealized foreign exchange capital gain (loss) .....			
40. Change in net deferred income tax .....	822,426	(572,177)	4,947,032
41. Change in nonadmitted assets .....	930,346	1,986,331	(5,498,022)
42. Change in liability for reinsurance in unauthorized and certified companies .....	2,835,938	11,342,735	10,648,295
43. Change in reserve on account of change in valuation basis, (increase) or decrease .....			
44. Change in asset valuation reserve .....	(3,889,600)	(2,694,873)	(5,570,831)
45. Change in treasury stock .....			
46. Surplus (contributed to) withdrawn from Separate Accounts during period .....			
47. Other changes in surplus in Separate Accounts Statement .....	502,692	481,930	(349,270)
48. Change in surplus notes .....			
49. Cumulative effect of changes in accounting principles .....			
50. Capital changes:			
50.1 Paid in .....			
50.2 Transferred from surplus (Stock Dividend) .....			
50.3 Transferred to surplus .....			
51. Surplus adjustment:			
51.1 Paid in .....			100,000,000
51.2 Transferred to capital (Stock Dividend) .....			
51.3 Transferred from capital .....			
51.4 Change in surplus as a result of reinsurance .....			
52. Dividends to stockholders .....			
53. Aggregate write-ins for gains and losses in surplus .....			
54. Net change in capital and surplus for the year (Lines 37 through 53) .....	4,041,735	13,492,161	89,343,086
55. Capital and surplus, as of statement date (Lines 36 + 54) .....	504,925,662	425,033,002	500,883,927
<b>DETAILS OF WRITE-INS</b>			
08.301. Miscellaneous income .....	96,897	94,463	299,226
08.302. ....			
08.303. ....			
08.398. Summary of remaining write-ins for Line 8.3 from overflow page .....			
08.399. Totals (Lines 08.301 through 08.303 plus 08.398) (Line 8.3 above) .....	96,897	94,463	299,226
2701. Miscellaneous deductions .....	14,311,667	12,535,974	49,823,302
2702. ....			
2703. ....			
2798. Summary of remaining write-ins for Line 27 from overflow page .....			
2799. Totals (Lines 2701 through 2703 plus 2798)(Line 27 above) .....	14,311,667	12,535,974	49,823,302
5301. ....			
5302. ....			
5303. ....			
5398. Summary of remaining write-ins for Line 53 from overflow page .....			
5399. Totals (Lines 5301 through 5303 plus 5398)(Line 53 above) .....			

STATEMENT AS OF JUNE 30, 2019 OF THE TIAA-CREF LIFE INSURANCE COMPANY

CASH FLOW

	1 Current Year To Date	2 Prior Year To Date	3 Prior Year Ended December 31
<b>Cash from Operations</b>			
1. Premiums collected net of reinsurance .....	291,016,119	321,502,776	687,299,989
2. Net investment income .....	144,399,265	125,978,611	261,013,313
3. Miscellaneous income .....	23,895,914	26,861,783	43,853,735
4. Total (Lines 1 to 3) .....	459,311,298	474,343,170	992,167,037
5. Benefit and loss related payments .....	174,561,183	128,881,344	304,038,865
6. Net transfers to Separate Accounts, Segregated Accounts and Protected Cell Accounts .....	67,247,229	102,008,779	217,882,641
7. Commissions, expenses paid and aggregate write-ins for deductions .....	84,961,909	82,137,483	173,344,086
8. Dividends paid to policyholders .....			
9. Federal and foreign income taxes paid (recovered) net of \$ ..... (445,386) tax on capital gains (losses) .....	3,357,193	2,275,000	5,621,227
10. Total (Lines 5 through 9) .....	330,127,514	315,302,606	700,886,819
11. Net cash from operations (Line 4 minus Line 10) .....	129,183,784	159,040,564	291,280,218
<b>Cash from Investments</b>			
12. Proceeds from investments sold, matured or repaid:			
12.1 Bonds .....	373,099,115	407,006,169	638,931,802
12.2 Stocks .....			
12.3 Mortgage loans .....			
12.4 Real estate .....			
12.5 Other invested assets .....		1,000,000	1,000,000
12.6 Net gains or (losses) on cash, cash equivalents and short-term investments .....	139	1,612	312
12.7 Miscellaneous proceeds .....	36,887,522	7,548,902	399,177
12.8 Total investment proceeds (Lines 12.1 to 12.7) .....	409,986,776	415,556,683	640,331,291
13. Cost of investments acquired (long-term only):			
13.1 Bonds .....	913,696,656	853,465,172	1,312,892,917
13.2 Stocks .....			
13.3 Mortgage loans .....			
13.4 Real estate .....			
13.5 Other invested assets .....			
13.6 Miscellaneous applications .....	493,403		
13.7 Total investments acquired (Lines 13.1 to 13.6) .....	914,190,059	853,465,172	1,312,892,917
14. Net increase (or decrease) in contract loans and premium notes .....	3,593,365	2,576,958	6,755,154
15. Net cash from investments (Line 12.8 minus Line 13.7 and Line 14) .....	(507,796,648)	(440,485,447)	(679,316,780)
<b>Cash from Financing and Miscellaneous Sources</b>			
16. Cash provided (applied):			
16.1 Surplus notes, capital notes .....			
16.2 Capital and paid in surplus, less treasury stock .....			100,000,000
16.3 Borrowed funds .....			
16.4 Net deposits on deposit-type contracts and other insurance liabilities .....	313,940,069	299,062,345	339,319,287
16.5 Dividends to stockholders .....			
16.6 Other cash provided (applied) .....	(6,997,809)	955,198	17,824,956
17. Net cash from financing and miscellaneous sources (Line 16.1 through Line 16.4 minus Line 16.5 plus Line 16.6) .....	306,942,260	300,017,543	457,144,243
<b>RECONCILIATION OF CASH, CASH EQUIVALENTS AND SHORT-TERM INVESTMENTS</b>			
18. Net change in cash, cash equivalents and short-term investments (Line 11, plus Lines 15 and 17) ..	(71,670,604)	18,572,660	69,107,681
19. Cash, cash equivalents and short-term investments:			
19.1 Beginning of year .....	171,753,266	102,645,585	102,645,585
19.2 End of period (Line 18 plus Line 19.1) .....	100,082,662	121,218,245	171,753,266

Note: Supplemental disclosures of cash flow information for non-cash transactions:

20.0001. Security exchanges .....	69,730,993	113,132,642	168,869,013
20.0002. Capitalized interest on bonds .....	1,184,542	812,195	1,738,512
20.0003. Interest credited on deposit type contracts .....	40,096,902	31,095,617	65,561,471

EXHIBIT 1

DIRECT PREMIUMS AND DEPOSIT-TYPE CONTRACTS			
	1 Current Year To Date	2 Prior Year To Date	3 Prior Year Ended December 31
1. Industrial life .....			
2. Ordinary life insurance .....	170,766,407	178,825,956	356,547,323
3. Ordinary individual annuities .....	137,323,711	161,458,871	345,967,973
4. Credit life (group and individual) .....			
5. Group life insurance .....	36,250,581	37,500,866	88,203,943
6. Group annuities .....			
7. A & H - group .....			
8. A & H - credit (group and individual) .....			
9. A & H - other .....	3,451,979	3,429,028	6,963,715
10. Aggregate of all other lines of business .....			
11. Subtotal (Lines 1 through 10) .....	347,792,678	381,214,721	797,682,954
12. Fraternal (Fraternal Benefit Societies Only) .....			
13. Subtotal (Lines 11 through 12) .....	347,792,678	381,214,721	797,682,954
14. Deposit-type contracts .....	679,917,259	625,037,239	1,280,902,245
15. Total (Lines 13 and 14)	1,027,709,937	1,006,251,960	2,078,585,199
DETAILS OF WRITE-INS			
1001. ....			
1002. ....			
1003. ....			
1098. Summary of remaining write-ins for Line 10 from overflow page .....			
1099. Totals (Lines 1001 through 1003 plus 1098)(Line 10 above)			

NOTES TO FINANCIAL STATEMENTS

1. Summary of Significant Accounting Policies and Going Concern

A. Accounting Principles

The financial statements of TIAA-CREF Life Insurance Company (“TC Life” or the “Company”) have been presented on the basis of statutory accounting principles prescribed or permitted by the New York State Department of Financial Services (the “Department”). The Department requires insurance companies domiciled in the State of New York to prepare their statutory basis financial statements in accordance with the National Association of Insurance Commissioners’ (“NAIC”) *Accounting Practices and Procedures Manual* (“NAIC SAP”), subject to any deviation prescribed or permitted by the Department (“New York SAP”).

A reconciliation of the Company’s income and capital and surplus between NAIC SAP and practices prescribed or permitted by the State of New York is shown below:

	SSAP#	F/S Page	F/S Line	06/30/2019	12/31/2018
Net Income, New York SAP .....				\$ 2,839,933	\$ (14,632,407)
New York SAP Prescribed Practices that are an increase/(decrease) from NAIC SAP:					
Additional Reserves for Term Conversions .....	51R	4	19	(342,963)	(1,140,346)
Net Income, NAIC SAP .....				\$ 3,182,896	\$ (13,492,061)
Capital and Surplus, New York SAP .....				\$ 504,925,662	\$ 500,883,927
New York SAP Prescribed Practices that are an increase/(decrease) from NAIC SAP:					
Deferred Premium Asset Limitation .....	51R, 61R	2	15.2	(229,627)	(62,610)
Book Value Separate Account Assets.....	56	2	27	(26,120,549)	33,872,947
Book Value Separate Account Liabilities.....	56	3	27	30,726,198	(28,900,152)
Additional Reserves for Term Conversions .....	51R	3	1	(6,076,848)	(5,733,885)
Capital and Surplus, NAIC SAP .....				\$ 506,626,488	\$ 501,707,627

The deferred premium asset limitation results from the NYSDFS Circular Letter No. 11 (2010), which prescribed the calculation and clarified the accounting for deferred premium assets when reinsurance is involved.

The Stable Value Separate Account ("SVSA") products are accounted for at book value in accordance with New York Insurance Law (“NYIL”) Section 1414. The separate account liabilities for the benefits guaranteed under the contracts are carried at contract book value in accordance with NYIL section 4217, DFS Regulation No. 151.

The additional reserve for the term conversions results from the Department requiring in Regulation No. 147 (11NYCRR 98) Valuation of Life Insurance Reserves Section 98.4 for any policy which guarantees renewal, or conversion to another policy, without evidence of insurability, additional reserves shall be held that account for excess mortality due to anti-selection with appropriate margins to cover expenses and risk of moderately adverse deviations in experience.

The Company's risk based capital as of June 30, 2019 and December 31, 2018 would not have triggered a regulatory event without the use of the New York SAP prescribed practices.

B. Use of Estimates in Preparation of the Financial Statements

No material change

C. Accounting Policy

- (1) No material change
- (2) Not applicable
- (3) - (5) No material change
- (6) Included within bonds are loan-backed and structured securities. Estimated future cash flows and expected prepayment speeds are used to determine the amortization of loan-backed and structured securities under the prospective method. Expected future cash flows and prepayment speeds are evaluated quarterly. Certain loan-backed and structured securities are reported at the lower of amortized cost or fair value as a result of the NAIC modeling process.



## NOTES TO FINANCIAL STATEMENTS

For loan-backed and structured securities, which the Company has the intent and ability to hold for a period of time sufficient to recover the amortized cost basis, when an other-than-temporary impairment ("OTTI") has occurred because the Company does not expect to recover the entire amortized cost basis of the security, the amount of the OTTI recognized as a realized loss is the difference between the security's amortized cost basis and the present value of cash flows expected to be collected, discounted at the loan-backed or structured security's effective interest rate.

For loan-backed and structured securities, when an OTTI has occurred because the Company intends to sell the security or the Company does not have the intent and ability to retain the security for a period of time sufficient to recover the amortized cost basis, the amount of the OTTI realized is the difference between the security's amortized cost basis and fair value at the balance sheet date.

In periods subsequent to the recognition of an OTTI loss for a loan-backed or structured security, the Company accounts for the other-than-temporarily impaired security as if the security had been purchased on the measurement date of the impairment. The difference between the new amortized cost basis and the cash flows expected to be collected is accreted as interest income in future periods based on prospective changes in cash flow estimates.

(7) - (13) No material change

### D. Going Concern

The Company does not have any doubt about its ability to continue as a going concern. In addition, the Company has a financial support agreement with its parent, Teachers Insurance and Annuity Association of America ("TIAA"). Under this agreement, TIAA will provide support so the Company will have the greater of (a) capital and surplus of \$250,000,000, (b) the amount of capital and surplus necessary to maintain the Company's capital and surplus at a level not less than 150% of the NAIC Risk Based Capital model or (c) such other amount as necessary to maintain the Company's financial strength rating at least the same as TIAA's rating at all times. This agreement is not an evidence of indebtedness or an obligation or liability of TIAA and does not provide any creditor of the Company with recourse to TIAA.

## 2. Accounting Changes and Corrections of Errors

Not applicable

## 3. Business Combinations and Goodwill

Not applicable

## 4. Discontinued Operations

Not applicable

## 5. Investments

### A. Mortgage Loans

Not applicable

### B. Debt Restructuring

Not applicable

### C. Reverse Mortgages

Not applicable

### D. Loan-Backed Securities

(1) The near-term prepayment assumptions for loan-backed and structured securities are based on historical averages drawing from performance experience for a particular transaction and may vary by security type. The long-term assumptions are adjusted based on expected performance.

(2) For the period ended June 30, 2019, the Company recognized no other-than-temporary impairment ("OTTI") on securities it lacked the ability to hold or had the intent to sell.

(3) The Company has no loan-backed and structured securities that recognized OTTI as of June 30, 2019.

NOTES TO FINANCIAL STATEMENTS

(4) All impaired securities (fair value is less than cost or amortized cost) for which an OTTI has not been recognized in earnings as a realized loss (including securities with a recognized OTTI for non-interest related declines when a non-recognized interest related impairment remains):

a.	The aggregate amount of unrealized losses:	1.	Less than 12 Months	\$	8,141
		2.	12 Months or Longer	\$	2,147,464
b.	The aggregate related fair value of securities with unrealized losses:	1.	Less than 12 Months	\$	6,940,876
		2.	12 Months or Longer	\$	234,911,122

(5) The Company’s management periodically reviews the investment portfolios and identifies investments which may have deteriorated in credit quality and are candidates for impairment. The Company develops cash flows as part of its impairment review process. Where the cash flows support the recovery of the principal balance, the Company concludes that the impairment is not other-than-temporary.

E. Dollar Repurchase Agreements and/or Securities Lending Transactions

Not applicable

F. Repurchase Agreements Transactions Accounted for as Secured Borrowing

Not applicable

G. Reverse Repurchase Agreements Transactions Accounted for as Secured Borrowing

Not applicable

H. Repurchase Agreements Transactions Accounted for as a Sale

Not applicable

I. Reverse Repurchase Agreements Transactions Accounted for as a Sale

Not applicable

J. Real Estate

Not applicable

K. Low Income Housing Tax Credits (“LIHTC”)

Not applicable

L. Restricted Assets

No material change

M. Working Capital Financial Investments

Not applicable

N. Offsetting and Netting of Assets and Liabilities

Not applicable

O. Structured Notes

Not applicable

P. 5GI Securities

Not applicable

Q. Short Sales

Not applicable

## NOTES TO FINANCIAL STATEMENTS

### R. Prepayment Penalty and Acceleration Fees

No material change

### 6. Joint Ventures, Partnerships and Limited Liability Companies

Not applicable

### 7. Investment Income

No material change

### 8. Derivative Instruments

Not applicable

### 9. Federal Income Tax

No material change

### 10. Information Concerning Parent, Subsidiaries and Affiliates

No material change

### 11. Debt

Not applicable

### 12. Retirement Plans, Deferred Compensation, Postemployment Benefits and Compensated Absences and Other Post Retirement Benefit Plans

Not applicable

### 13. Capital and Surplus, Shareholders' Dividend Restrictions and Quasi-Reorganization

No material change

### 14. Liabilities, Contingencies and Assessments

No material change

### 15. Leases

Not applicable

### 16. Information About Financial Instruments With Off-Balance Sheet Risk And Financial Instruments With Concentrations of Credit Risk

Not applicable

### 17. Sale, Transfer and Servicing of Financial Assets and Extinguishments of Liabilities

#### A. Transfers of Receivables Reported as Sales

Not applicable

#### B. Transfer and Servicing of Financial Assets

Not applicable

#### C. Wash Sales

Not applicable

### 18. Gain or Loss to the Reporting Entity from Uninsured Plans and the Uninsured Portion of Partially Insured Plans

Not applicable

### 19. Direct Premium Written/Produced by Managing General Agents/Third Party Administrators

Not applicable

NOTES TO FINANCIAL STATEMENTS

20. Fair Value Measurements

- A. Included in the Company’s financial statements are certain financial instruments carried at fair value. Other financial instruments are periodically measured at fair value, such as when impaired, or for certain bonds and preferred stock when carried at the lower of cost or fair value.

Fair value is the price that would be received to sell an asset or paid to transfer a liability in an orderly transaction between market participants at the measurement date.

Fair values of financial instruments are based on quoted market prices when available. When market prices are not available, fair values are primarily provided by a third party pricing service for identical or comparable assets, or through the use of valuation methodologies using observable market inputs. These fair values are generally estimated using discounted cash flow analysis, incorporating current market inputs for similar financial instruments with comparable terms and credit quality. In instances where there is little or no market activity for the same or similar instruments, the Company estimates fair value using methods, models and assumptions that management believes market participants would use to determine a current transaction price. These valuation techniques involve management estimation and judgment for many factors including market bid/ask spreads, and such estimations may become significant with increasingly complex instruments or pricing models.

The Company’s financial assets and liabilities measured and reported at fair value have been classified, for disclosure purposes, based on a hierarchy defined by SSAP No. 100R, Fair Value. The fair value hierarchy prioritizes the inputs to valuation techniques used to measure fair value into three broad levels. The hierarchy gives the highest ranking to fair values determined using unadjusted quoted prices in active markets for identical assets and liabilities (Level 1) and the lowest ranking to fair values determined using methodologies and models with unobservable inputs (Level 3). An asset’s or a liability’s classification is based on the lowest level input that is significant to its measurement. For example, a Level 3 fair value measurement may include inputs that are both observable (Levels 1 and Level 2) and unobservable (Level 3). The levels of the fair value hierarchy are as follows:

**Level 1** – Inputs are unadjusted quoted prices in active markets for identical assets and liabilities that the Company has the ability to access at the measurement date.

**Level 2** – Other than quoted prices within Level 1 inputs that are observable for the asset or liability, either directly or indirectly.

Level 2 inputs include:

- Quoted prices for similar assets or liabilities in active markets,
- Quoted prices for identical or similar assets or liabilities in markets that are not active,
- Inputs other than quoted prices that are observable for the asset or liability,
- Inputs that are derived principally from or corroborated by observable market data by correlation or other means.

**Level 3** – Inputs are unobservable inputs for the asset or liability supported by little or no market activity. Unobservable inputs reflect the Company’s own assumptions about the assumptions that market participants would use in pricing the asset or liability. The Company’s data used to develop unobservable inputs is adjusted if information is reasonably available without undue cost and effort that indicates that market participants would use different assumptions.

Considerable judgment is required to interpret market data in developing the estimates of fair value for financial instruments for which there are no available market value quotations. The estimates presented are not necessarily indicative of the amounts the Company could have realized in a market exchange. The use of different market assumptions and/or estimation methodologies may have a material effect on the estimated fair value amounts.

(1) Financial assets and liabilities measured and reported at fair value

The following table provides information about the Company’s financial assets and liabilities measured and reported at fair value at June 30, 2019:

	Level 1	Level 2	Level 3	Net Asset Value (NAV)	Total
Assets at fair value:					
Separate account assets .....	\$ 3,287,322,810	\$ 41,115,455	\$ —	\$ —	\$ 3,328,438,265
Total assets at fair value .....	\$ 3,287,322,810	\$ 41,115,455	\$ —	\$ —	\$ 3,328,438,265
Total liabilities at fair value .....	\$ —	\$ —	\$ —	\$ —	\$ —

## NOTES TO FINANCIAL STATEMENTS

### ***Transfers between Level 1 and Level 2***

Periodically, the Company has transfers between Level 1 and Level 2 due to the availability of quoted prices for identical assets in active markets at the measurement date. The Company's policy is to recognize transfers between levels as of the actual date of the event or change in circumstances that caused the transfer.

As of June 30, 2019, the Company had no transfers between Level 1 and Level 2 of the fair value hierarchy.

(2) Reconciliation of Level 3 assets and liabilities measured and reported at fair value:

At June 30, 2019 and December 31, 2018, there were no assets or liabilities measured and reported at fair value using Level 3 inputs.

(3) The Company's policy is to recognize transfers into and out of Level 3 at the actual date of the event or change in circumstances that caused the transfer.

(4) See 20.B.

(5) Not applicable.

B. The estimated fair values of the financial assets and liabilities presented within this note are determined by the Company using market information available as of June 30, 2019. The following is a summary of the valuation techniques and inputs used in the fair value measurements for all financial instruments, including those assets and liabilities carried at fair value in the Company's statement of financial position.

### **Level 1 financial instruments**

Unadjusted quoted prices for these securities are provided to the Company by independent pricing services. Preferred stocks and separate account assets in Level 1 primarily include exchange traded equities and mutual fund investments valued by the respective mutual fund companies. Cash in Level 1 consists of cash on hand.

### **Level 2 financial instruments**

Bonds in Level 2 are valued principally by third party pricing services using market observable inputs. Because most bonds do not trade daily, independent pricing services regularly derive fair values using recent trades of securities with similar features. When recent trades are not available, pricing models are used to estimate the fair values of securities by discounting future cash flows at estimated market interest rates. Typical inputs to models used by independent pricing services include but are not limited to benchmark yields, reported trades, broker-dealer quotes, issuer spreads, benchmark securities, bids, offers, reference data, and industry and economic events. Additionally, for loan-backed and structured securities, valuation is based primarily on market inputs including benchmark yields, expected prepayment speeds, loss severity, delinquency rates, weighted average coupon, weighted average maturity and issuance specific information. Issuance specific information includes collateral type, payment terms of underlying assets, payment priority within the tranche, structure of the security, deal performance and vintage of loans.

Other invested assets in level 2 are valued by a third party pricing vendor using primarily observable market inputs. Observable inputs include benchmark yields, reported trades, market dealer quotes, issuer spreads, two-sided markets, benchmark securities, bids, offers and reference data.

Separate account assets in Level 2 consist principally of corporate bonds, short term government agency notes and commercial paper.

Cash equivalents in Level 2 are valued principally by third party services using market observable inputs.

### **Level 3 financial instruments**

Valuation techniques for bonds included in Level 3 are generally the same as those described in Level 2 except that the techniques utilize inputs that are not readily observable in the market, including illiquidity premiums and spread adjustments to reflect industry trends or specific credit-related issues. The Company assesses the significance of unobservable inputs for each security and classifies that security in Level 3 as a result of the significance of unobservable inputs.

Contract loans are fully collateralized by the cash surrender value of underlying insurance policies and are valued based on the carrying value of the loan, which approximates fair value, and are classified as Level 3.

Separate account liabilities are accounted for at fair value, except for deposit-type contracts, and reflect the contractual obligations of the insurer arising out of the provisions of the insurance contract.

Deposit-type contracts are valued based on the accumulated account value, which approximates fair value, and are classified as Level 3.

NOTES TO FINANCIAL STATEMENTS

C. Aggregate fair value for all financial instruments:

The aggregate fair value for all financial instruments and the level within the fair value hierarchy:

Assets:	Aggregate Fair Value	Admitted Assets	Level 1	Level 2	Level 3	Net Asset Value (NAV)	Not Practicable (Carrying Value)
Bonds .....	\$ 8,885,162,084	\$ 8,457,094,783	\$ —	\$ 8,871,760,742	\$ 13,401,342	\$ —	\$ —
Preferred stock .....	5,373,603	182,882	5,373,603	—	—	—	—
Other long-term investments	5,810,604	4,697,569	—	5,810,604	—	—	—
Separate account assets .....	5,502,335,422	5,476,214,872	3,299,909,570	2,202,425,852	—	—	—
Contract loans .....	37,364,729	37,364,729	—	—	37,364,729	—	—
Cash, cash equivalents & short term investments .....	100,080,661	100,082,662	(160,176)	100,240,837	—	—	—
Total .....	<u>\$14,536,127,103</u>	<u>\$14,075,637,497</u>	<u>\$3,305,122,997</u>	<u>\$11,180,238,035</u>	<u>\$ 50,766,071</u>	<u>\$ —</u>	<u>\$ —</u>

Liabilities:	Aggregate Fair Value	Liabilities	Level 1	Level 2	Level 3	Net Asset Value (NAV)	Not Practicable (Carrying Value)
Deposit-type contracts	\$ 4,458,392,892	\$ 4,458,392,892	\$ —	\$ —	\$4,458,392,892	\$ —	\$ —
Separate account liabilities...	5,460,967,261	5,460,967,261	—	—	5,460,967,261	—	—
Total .....	<u>\$ 9,919,360,153</u>	<u>\$ 9,919,360,153</u>	<u>\$ —</u>	<u>\$ —</u>	<u>\$9,919,360,153</u>	<u>\$ —</u>	<u>\$ —</u>

(D) Not applicable.

(E) Not applicable.

21. Other Items

A. Unusual or Infrequent Items

TC Life will no longer manufacture life insurance products for new customers after December 31, 2019. TC Life will continue to offer an existing universal life policy as a permanent life insurance conversion option for owners of TC Life term life insurance policies with conversion privileges. TC Life will continue to service all existing contracts on life insurance products. This change resulted in additional general insurance expenses and a corresponding payable to parent, which are not material individually or in the aggregate to TC Life’s financial statements as of June 30, 2019.

B-H No material change

22. Events Subsequent

Subsequent events have been considered through August 8, 2019 for the statutory statement issued on August 8, 2019. No subsequent events were noted.

23. Reinsurance

No material change

24. Retrospectively Rated Contracts and Contracts Subject to Redetermination

Not applicable

25. Changes in Incurred Losses and Loss Adjustment Expenses

Not applicable

26. Intercompany Pooling Arrangements

Not applicable

27. Structured Settlements

Not applicable

28. Health Care Receivables

Not applicable

## NOTES TO FINANCIAL STATEMENTS

### 29. Participating Policies

Not applicable

### 30. Premium Deficiency Reserves

Not applicable

### 31. Reserves for Life Contracts and Annuity Contracts

No material change

### 32. Analysis of Annuity Actuarial Reserves and Deposit Type Liabilities by Withdrawal Characteristics

No material change

### 33. Premiums and Annuity Considerations Deferred and Uncollected

No material change

### 34. Separate Accounts

No material change

### 35. Loss/Claims Adjustment Expense

No material change

GENERAL INTERROGATORIES

PART 1 - COMMON INTERROGATORIES

GENERAL

1.1

Did the reporting entity experience any material transactions requiring the filing of Disclosure of Material Transactions with the State of Domicile, as required by the Model Act? .....

Yes [ ] No [ X ]

1.2

If yes, has the report been filed with the domiciliary state? .....

Yes [ ] No [ ]

2.1

Has any change been made during the year of this statement in the charter, by-laws, articles of incorporation, or deed of settlement of the reporting entity? .....

Yes [ ] No [ X ]

2.2

If yes, date of change: .....

3.1

Is the reporting entity a member of an Insurance Holding Company System consisting of two or more affiliated persons, one or more of which is an insurer? .....

If yes, complete Schedule Y, Parts 1 and 1A.

Yes [ X ] No [ ]

3.2

Have there been any substantial changes in the organizational chart since the prior quarter end? .....

Yes [ ] No [ X ]

3.3

If the response to 3.2 is yes, provide a brief description of those changes.

3.4

Is the reporting entity publicly traded or a member of a publicly traded group? .....

Yes [ ] No [ X ]

3.5

If the response to 3.4 is yes, provide the CIK (Central Index Key) code issued by the SEC for the entity/group. ....

4.1

Has the reporting entity been a party to a merger or consolidation during the period covered by this statement? .....

If yes, complete and file the merger history data file with the NAIC for the annual filing corresponding to this period.

Yes [ ] No [ X ]

4.2

If yes, provide the name of the entity, NAIC Company Code, and state of domicile (use two letter state abbreviation) for any entity that has ceased to exist as a result of the merger or consolidation.

1	2	3
Name of Entity	NAIC Company Code	State of Domicile

5.

If the reporting entity is subject to a management agreement, including third-party administrator(s), managing general agent(s), attorney-in-fact, or similar agreement, have there been any significant changes regarding the terms of the agreement or principals involved? .....

If yes, attach an explanation.

Yes [ ] No [ X ] N/A [ ]

6.1

State as of what date the latest financial examination of the reporting entity was made or is being made. ....

12/31/2013

6.2

State the as of date that the latest financial examination report became available from either the state of domicile or the reporting entity. This date should be the date of the examined balance sheet and not the date the report was completed or released. ....

12/31/2013

6.3

State as of what date the latest financial examination report became available to other states or the public from either the state of domicile or the reporting entity. This is the release date or completion date of the examination report and not the date of the examination (balance sheet date). ....

06/10/2015

6.4

By what department or departments?  
New York State Department of Financial Services

6.5

Have all financial statement adjustments within the latest financial examination report been accounted for in a subsequent financial statement filed with Departments? .....

Yes [ ] No [ ] N/A [ X ]

6.6

Have all of the recommendations within the latest financial examination report been complied with? .....

Yes [ ] No [ ] N/A [ X ]

7.1

Has this reporting entity had any Certificates of Authority, licenses or registrations (including corporate registration, if applicable) suspended or revoked by any governmental entity during the reporting period? .....

Yes [ ] No [ X ]

7.2

If yes, give full information:

8.1

Is the company a subsidiary of a bank holding company regulated by the Federal Reserve Board? .....

Yes [ ] No [ X ]

8.2

If response to 8.1 is yes, please identify the name of the bank holding company.

8.3

Is the company affiliated with one or more banks, thrifts or securities firms? .....

Yes [ X ] No [ ]

8.4

If response to 8.3 is yes, please provide below the names and location (city and state of the main office) of any affiliates regulated by a federal regulatory services agency [i.e. the Federal Reserve Board (FRB), the Office of the Comptroller of the Currency (OCC), the Federal Deposit Insurance Corporation (FDIC) and the Securities Exchange Commission (SEC)] and identify the affiliate's primary federal regulator.

1	2	3	4	5	6
Affiliate Name	Location (City, State)	FRB	OCC	FDIC	SEC
TIAA, FSB .....	Jacksonville, Florida .....		YES		
TIAA FSB Holdings, Inc. ....	Jacksonville, Florida .....	YES			
Teachers Insurance and Annuity Association of America .....	New York, New York .....	YES			
TIAA Board of Overseers .....	New York, New York .....	YES			
TIAA-CREF Individual & Institutional Services, LLC .....	New York, New York .....				YES
Teachers Personal Investors Services, Inc. ....	New York, New York .....				YES
Nuveen Securities, LLC .....	Chicago, Illinois .....				YES



GENERAL INTERROGATORIES

- 9.1

Are the senior officers (principal executive officer, principal financial officer, principal accounting officer or controller, or persons performing similar functions) of the reporting entity subject to a code of ethics, which includes the following standards? .....  
(a) Honest and ethical conduct, including the ethical handling of actual or apparent conflicts of interest between personal and professional relationships;  
(b) Full, fair, accurate, timely and understandable disclosure in the periodic reports required to be filed by the reporting entity;  
(c) Compliance with applicable governmental laws, rules and regulations;  
(d) The prompt internal reporting of violations to an appropriate person or persons identified in the code; and  
(e) Accountability for adherence to the code.

Yes [ X ] No [ ]
- 9.11

If the response to 9.1 is No, please explain:
- 9.2

Has the code of ethics for senior managers been amended? .....

Yes [ ] No [ X ]
- 9.21

If the response to 9.2 is Yes, provide information related to amendment(s).
- 9.3

Have any provisions of the code of ethics been waived for any of the specified officers? .....

Yes [ ] No [ X ]
- 9.31

If the response to 9.3 is Yes, provide the nature of any waiver(s).

FINANCIAL

- 10.1

Does the reporting entity report any amounts due from parent, subsidiaries or affiliates on Page 2 of this statement? .....

Yes [ ] No [ X ]
- 10.2

If yes, indicate any amounts receivable from parent included in the Page 2 amount: .....

\$ .....

INVESTMENT

- 11.1

Were any of the stocks, bonds, or other assets of the reporting entity loaned, placed under option agreement, or otherwise made available for use by another person? (Exclude securities under securities lending agreements.) .....

Yes [ X ] No [ ]
- 11.2

If yes, give full and complete information relating thereto:  
State Deposits: \$8,141,221.
12.

Amount of real estate and mortgages held in other invested assets in Schedule BA: .....

\$ .....
13.

Amount of real estate and mortgages held in short-term investments: .....

\$ .....
- 14.1

Does the reporting entity have any investments in parent, subsidiaries and affiliates? .....

Yes [ ] No [ X ]
- 14.2

If yes, please complete the following:
- |   | 1   | 2  |
|---|---|--|
|   | Prior Year-End<br>Book/Adjusted<br>Carrying Value | Current Quarter<br>Book/Adjusted<br>Carrying Value |
| 14.21 Bonds .....   | \$ .....  | \$ .....   |
| 14.22 Preferred Stock .....   | \$ .....  | \$ .....   |
| 14.23 Common Stock .....  | \$ .....  | \$ .....   |
| 14.24 Short-Term Investments .....  | \$ .....  | \$ .....   |
| 14.25 Mortgage Loans on Real Estate .....   | \$ .....  | \$ .....   |
| 14.26 All Other .....   | \$ .....  | \$ .....   |
| 14.27 Total Investment in Parent, Subsidiaries and Affiliates (Subtotal Lines 14.21 to 14.26) ..... | \$ .....  | \$ .....   |
| 14.28 Total Investment in Parent included in Lines 14.21 to 14.26 above .....                       | \$ .....  | \$ .....   |
- 15.1

Has the reporting entity entered into any hedging transactions reported on Schedule DB? .....

Yes [ ] No [ X ]
- 15.2

If yes, has a comprehensive description of the hedging program been made available to the domiciliary state? .....  
If no, attach a description with this statement.

Yes [ X ] No [ ]
16.

For the reporting entity's security lending program, state the amount of the following as of the current statement date:
- 16.1

Total fair value of reinvested collateral assets reported on Schedule DL, Parts 1 and 2. ....

\$ .....
- 16.2

Total book adjusted/carrying value of reinvested collateral assets reported on Schedule DL, Parts 1 and 2 .....

\$ .....
- 16.3

Total payable for securities lending reported on the liability page. ....

\$ .....

STATEMENT AS OF JUNE 30, 2019 OF THE TIAA-CREF LIFE INSURANCE COMPANY

GENERAL INTERROGATORIES

17. Excluding items in Schedule E - Part 3 - Special Deposits, real estate, mortgage loans and investments held physically in the reporting entity's offices, vaults or safety deposit boxes, were all stocks, bonds and other securities, owned throughout the current year held pursuant to a custodial agreement with a qualified bank or trust company in accordance with Section 1, III - General Examination Considerations, F. Outsourcing of Critical Functions, Custodial or Safekeeping Agreements of the NAIC Financial Condition Examiners Handbook? 

Yes [ X ] No [ ]
- 17.1 For all agreements that comply with the requirements of the NAIC Financial Condition Examiners Handbook, complete the following:

1 Name of Custodian(s)	2 Custodian Address
Citibank, N.A. ....	388 Greenwich Street 24th Floor New York, NY 10013 .....
JPMorgan Chase Bank, N.A. ....	270 Park Avenue New York, NY 10017 .....

- 17.2 For all agreements that do not comply with the requirements of the NAIC Financial Condition Examiners Handbook, provide the name, location and a complete explanation:

1 Name(s)	2 Location(s)	3 Complete Explanation(s)

- 17.3 Have there been any changes, including name changes, in the custodian(s) identified in 17.1 during the current quarter? 

Yes [ ] No [ X ]
- 17.4 If yes, give full information relating thereto:

1 Old Custodian	2 New Custodian	3 Date of Change	4 Reason

- 17.5 Investment management – Identify all investment advisors, investment managers, broker/dealers, including individuals that have the authority to make investment decisions on behalf of the reporting entity. For assets that are managed internally by employees of the reporting entity, note as such. ["...that have access to the investment accounts"; "...handle securities"]

1 Name of Firm or Individual	2 Affiliation
Teachers Advisors, LLC .....	A.....

- 17.5097 For those firms/individuals listed in the table for Question 17.5, do any firms/individuals unaffiliated with the reporting entity (i.e. designated with a "U") manage more than 10% of the reporting entity's assets?..... 

Yes [ ] No [ ]

- 17.5098 For firms/individuals unaffiliated with the reporting entity (i.e. designated with a "U") listed in the table for Question 17.5, does the total assets under management aggregate to more than 50% of the reporting entity's assets?..... 

Yes [ ] No [ ]

- 17.6 For those firms or individuals listed in the table for 17.5 with an affiliation code of "A" (affiliated) or "U" (unaffiliated), provide the information for the table below.

1	2	3	4	5
Central Registration Depository Number	Name of Firm or Individual	Legal Entity Identifier (LEI)	Registered With	Investment Management Agreement (IMA) Filed
107157 .....	Teachers Advisors, LLC .....	Q3EVPQ17HQSI1MVRLOU14 .....	Securities and Exchange Commission .....	DS.....

- 18.1 Have all the filing requirements of the Purposes and Procedures Manual of the NAIC Investment Analysis Office been followed? 

Yes [ X ] No [ ]
- 18.2 If no, list exceptions:

19. By self-designating 5GI securities, the reporting entity is certifying the following elements for each self-designated 5GI security:

a. Documentation necessary to permit a full credit analysis of the security does not exist or an NAIC CRP credit rating for an FE or PL security is not available.

b. Issuer or obligor is current on all contracted interest and principal payments.

c. The insurer has an actual expectation of ultimate payment of all contracted interest and principal.

Has the reporting entity self-designated 5GI securities? 

Yes [ ] No [ X ]

20. By self-designating PLGI securities, the reporting entity is certifying the following elements of each self-designated PLGI security:

a. The security was purchased prior to January 1, 2018.

b. The reporting entity is holding capital commensurate with the NAIC Designation reported for the security.

c. The NAIC Designation was derived from the credit rating assigned by an NAIC CRP in its legal capacity as a NRSRO which is shown on a current private letter rating held by the insurer and available for examination by state insurance regulators.

d. The reporting entity is not permitted to share this credit rating of the PL security with the SVO.

Has the reporting entity self-designated PLGI securities? 

Yes [ ] No [ X ]

GENERAL INTERROGATORIES

PART 2 - LIFE AND ACCIDENT AND HEALTH COMPANIES/FRATERNAL BENEFIT SOCIETIES

Life and Accident Health Companies/Fraternal Benefit Societies:

1.

Report the statement value of mortgage loans at the end of this reporting period for the following categories:

1

Amount

1.1

Long-Term Mortgages In Good Standing

1.11

Farm Mortgages

\$

1.12

Residential Mortgages

\$

1.13

Commercial Mortgages

\$

1.14

Total Mortgages in Good Standing

\$

1.2

Long-Term Mortgages In Good Standing with Restructured Terms

1.21

Total Mortgages in Good Standing with Restructured Terms

\$

1.3

Long-Term Mortgage Loans Upon which Interest is Overdue more than Three Months

1.31

Farm Mortgages

\$

1.32

Residential Mortgages

\$

1.33

Commercial Mortgages

\$

1.34

Total Mortgages with Interest Overdue more than Three Months

\$

1.4

Long-Term Mortgage Loans in Process of Foreclosure

1.41

Farm Mortgages

\$

1.42

Residential Mortgages

\$

1.43

Commercial Mortgages

\$

1.44

Total Mortgages in Process of Foreclosure

\$

1.5

Total Mortgage Loans (Lines 1.14 + 1.21 + 1.34 + 1.44) (Page 2, Column 3, Lines 3.1 + 3.2)

\$

1.6

Long-Term Mortgages Foreclosed, Properties Transferred to Real Estate in Current Quarter

1.61

Farm Mortgages

\$

1.62

Residential Mortgages

\$

1.63

Commercial Mortgages

\$

1.64

Total Mortgages Foreclosed and Transferred to Real Estate

\$

2.

Operating Percentages:

2.1

A&H loss percent

%

2.2

A&H cost containment percent

%

2.3

A&H expense percent excluding cost containment expenses

%

3.1

Do you act as a custodian for health savings accounts?

Yes [ ] No [ X ]

3.2

If yes, please provide the amount of custodial funds held as of the reporting date

\$

3.3

Do you act as an administrator for health savings accounts?

Yes [ ] No [ X ]

3.4

If yes, please provide the balance of the funds administered as of the reporting date

\$

4.

Is the reporting entity licensed or chartered, registered, qualified, eligible or writing business in at least two states?

Yes [ X ] No [ ]

4.1

If no, does the reporting entity assume reinsurance business that covers risks residing in at least one state other than the state of domicile of the reporting entity?

Yes [ ] No [ ]

Fraternal Benefit Societies Only:

5.1

In all cases where the reporting entity has assumed accident and health risks from another company, provisions should be made in this statement on account of such reinsurances for reserve equal to that which the original company would have been required to establish had it retained the risks. Has this been done?

Yes [ ] No [ ] N/A [ X ]

5.2

If no, explain:

6.1

Does the reporting entity have outstanding assessments in the form of liens against policy benefits that have increased surplus?

Yes [ ] No [ ]

6.2

If yes, what is the date(s) of the original lien and the total outstanding balance of liens that remain in surplus?

Date	Outstanding Lien Amount

## SCHEDULE S - CEDED REINSURANCE

[illegible]

STATEMENT AS OF JUNE 30, 2019 OF THE TIAA-CREF LIFE INSURANCE COMPANY

**SCHEDULE T - PREMIUMS AND ANNUITY CONSIDERATIONS**

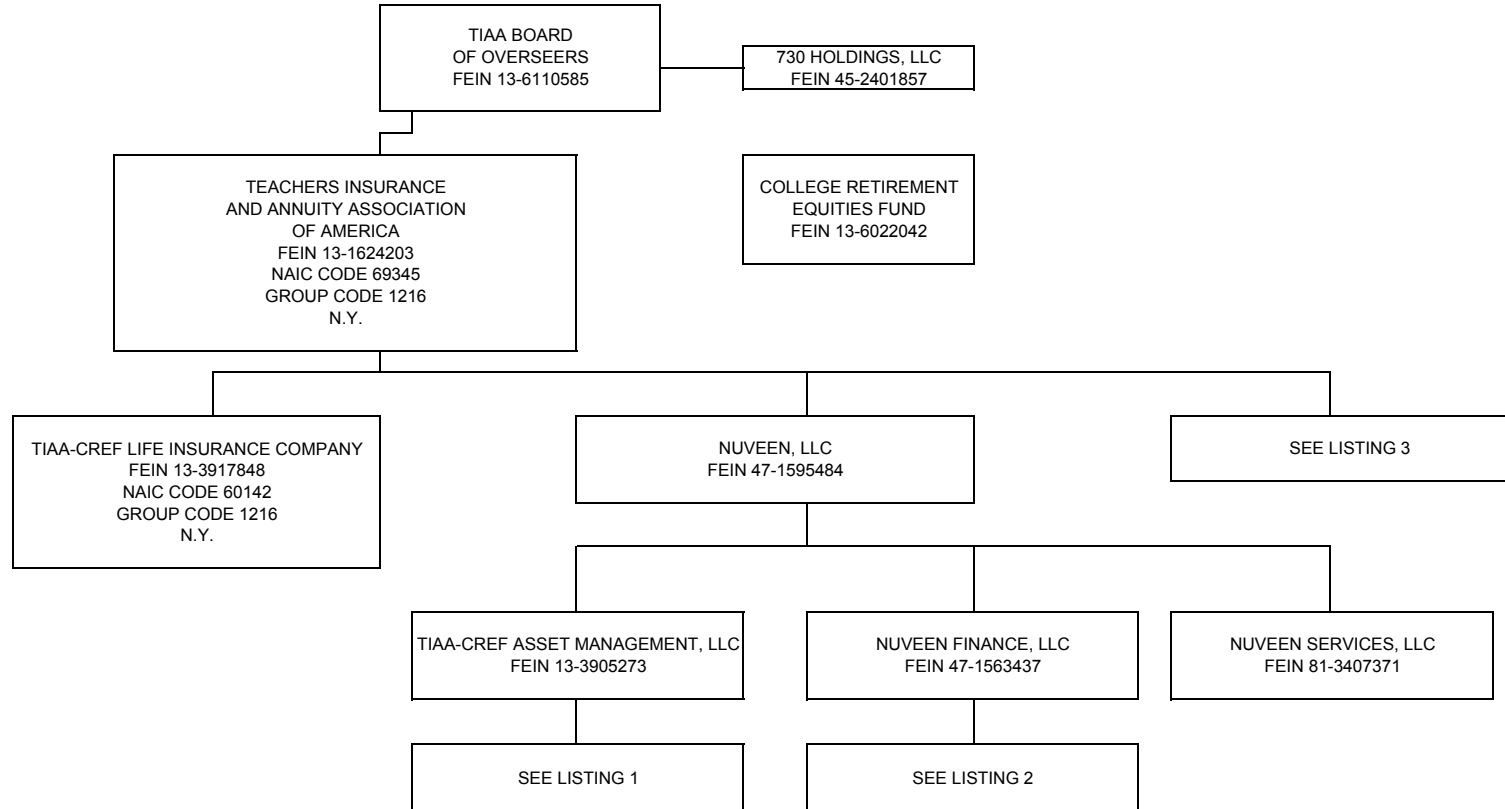
Current Year To Date - Allocated by States and Territories

States, Etc.			1	Direct Business Only					
				Life Contracts		4 Accident and Health Insurance Premiums, Including Policy, Membership and Other Fees	5 Other Considerations	6 Total Columns 2 Through 5	7 Deposit-Type Contracts
				2 Life Insurance Premiums	3 Annuity Considerations				
Active Status (a)									
1.	Alabama	AL	L	3,545,614	1,596,912	71,035		5,213,561	
2.	Alaska	AK	L	71,534	72,600			144,134	
3.	Arizona	AZ	L	4,073,591	3,755,944	56,585		7,886,120	633,949
4.	Arkansas	AR	L	657,518	524,083	7,859		1,189,460	123,664
5.	California	CA	L	18,343,176	14,077,955	109,378		32,530,509	214,998,852
6.	Colorado	CO	L	3,323,395	4,948,129			8,271,524	224,388
7.	Connecticut	CT	L	4,442,824	1,243,940	84,172		5,770,937	88,211,980
8.	Delaware	DE	L	2,312,659	438,263	24,477		2,775,398	
9.	District of Columbia	DC	L	1,036,119	396,493	50,197		1,482,810	
10.	Florida	FL	L	8,857,696	14,324,526	470,968		23,653,190	2,068,803
11.	Georgia	GA	L	4,211,535	2,293,336	91,445		6,596,316	72,677,063
12.	Hawaii	HI	L	264,140	150,427	3,386		417,952	118,360
13.	Idaho	ID	L	280,691	81,436	18,028		380,155	
14.	Illinois	IL	L	12,117,630	3,113,261	76,696		15,307,586	1,773,202
15.	Indiana	IN	L	2,387,850	2,058,492	55,197		4,501,540	703,851
16.	Iowa	IA	L	2,778,064	2,102,135	36,374		4,916,572	151,134
17.	Kansas	KS	L	1,029,320	482,283	12,888		1,524,491	172,630
18.	Kentucky	KY	L	1,681,320	474,786	3,472		2,159,578	23,686,517
19.	Louisiana	LA	L	2,087,926	531,465			2,619,390	
20.	Maine	ME	L	884,416	2,555,542	13,041		3,452,999	
21.	Maryland	MD	L	5,219,314	3,369,377	148,192		8,736,883	1,011,840
22.	Massachusetts	MA	L	10,388,475	14,265,176	229,327		24,882,978	2,262,526
23.	Michigan	MI	L	4,581,727	2,597,471	143,070		7,322,267	144,169,736
24.	Minnesota	MN	L	3,866,539	1,186,622	28,100		5,081,261	44,809,589
25.	Mississippi	MS	L	267,941	10,000			277,941	6,707,129
26.	Missouri	MO	L	3,808,079	2,494,970	61,432		6,364,481	
27.	Montana	MT	L	449,030	21,695			470,725	
28.	Nebraska	NE	L	3,058,852	622,254	14,756		3,695,862	
29.	Nevada	NV	L	528,420	1,063,397	20,259		1,612,075	
30.	New Hampshire	NH	L	613,679	97,958			711,637	387,619
31.	New Jersey	NJ	L	8,840,647	6,513,488	113,836		15,467,971	703,526
32.	New Mexico	NM	L	369,330	458,604			827,933	
33.	New York	NY	L	33,414,703	13,060,561	579,829		47,055,093	3,684,812
34.	North Carolina	NC	L	4,611,278	3,416,451	63,914		8,091,643	665,334
35.	North Dakota	ND	L	141,353	151,032			292,385	
36.	Ohio	OH	L	4,670,874	1,573,533	98,819		6,343,225	338,057
37.	Oklahoma	OK	L	537,580	1,031,931	30,183		1,599,694	25,237,316
38.	Oregon	OR	L	3,153,690	521,143	53,564		3,728,397	123,513
39.	Pennsylvania	PA	L	13,283,655	6,854,873	262,198		20,400,727	1,683,018
40.	Rhode Island	RI	L	621,955	441,624	24,429		1,088,008	
41.	South Carolina	SC	L	830,676	1,132,877	40,314		2,003,867	402,240
42.	South Dakota	SD	L	770,025	3,500			773,525	
43.	Tennessee	TN	L	3,289,009	5,231,696	30,422		8,551,127	266,492
44.	Texas	TX	L	8,061,409	3,510,659	43,407		11,615,475	175,693
45.	Utah	UT	L	1,825,069	1,663,026	2,792		3,490,888	60,867
46.	Vermont	VT	L	1,094,728	453,560	21,238		1,569,527	7,009,994
47.	Virginia	VA	L	6,518,470	3,379,512	92,570		9,990,552	353,419
48.	Washington	WA	L	3,826,869	3,018,593	61,479		6,906,940	487,102
49.	West Virginia	WV	L	1,154,566	2,994,789	37,001		4,186,356	
50.	Wisconsin	WI	L	2,212,734	729,728	62,328		3,004,791	33,833,044
51.	Wyoming	WY	L	415,144	231,602	3,323		650,069	
52.	American Samoa	AS	N						
53.	Guam	GU	N						
54.	Puerto Rico	PR	N	3,437				3,437	
55.	U.S. Virgin Islands	VI	N	166				166	
56.	Northern Mariana Islands	MP	N						
57.	Canada	CAN	N						
58.	Aggregate Other Aliens	OT	XXX	11,410				11,410	
59.	Subtotal	XXX		206,827,851	137,323,711	3,451,979		347,603,541	679,917,259
90.	Reporting entity contributions for employee benefits plans	XXX							
91.	Dividends or refunds applied to purchase paid-up additions and annuities	XXX							
92.	Dividends or refunds applied to shorten endowment or premium paying period	XXX							
93.	Premium or annuity considerations waived under disability or other contract provisions	XXX		198,622				198,622	
94.	Aggregate or other amounts not allocable by State	XXX							
95.	Totals (Direct Business)	XXX		207,026,473	137,323,711	3,451,979		347,802,163	679,917,259
96.	Plus Reinsurance Assumed	XXX							
97.	Totals (All Business)	XXX		207,026,473	137,323,711	3,451,979		347,802,163	679,917,259
98.	Less Reinsurance Ceded	XXX		47,725,432		3,451,979		51,177,411	
99.	Totals (All Business) less Reinsurance Ceded	XXX		159,301,041	137,323,711			296,624,752	679,917,259
DETAILS OF WRITE-INS									
58001.	ZZZ Other Alien	XXX		11,410				11,410	
58002.		XXX							
58003.		XXX							
58998.	Summary of remaining write-ins for Line 58 from overflow page	XXX							
58999.	Totals (Lines 58001 through 58003 plus 58998)(Line 58 above)	XXX		11,410				11,410	
9401.		XXX							
9402.		XXX							
9403.		XXX							
9498.	Summary of remaining write-ins for Line 94 from overflow page	XXX							
9499.	Totals (Lines 9401 through 9403 plus 9498)(Line 94 above)	XXX							

(a) Active Status Counts:  
L - Licensed or Chartered - Licensed Insurance carrier or domiciled RRG.....51 R - Registered - Non-domiciled RRGs.....  
E - Eligible - Reporting entities eligible or approved to write surplus lines in the state..... Q - Qualified - Qualified or accredited reinsurer. ....  
N - None of the above - Not allowed to write business in the state.....6

Ordinary Life Insurance, Individual Accident and Health, and Individual Annuity Premiums allocated by current residence. Group Life Insurance allocated according to location of group contract holder.

STATEMENT AS OF JUNE 30, 2019 OF THE TIAA-CREF LIFE INSURANCE COMPANY  
SCHEDULE Y - INFORMATION CONCERNING ACTIVITIES OF INSURER MEMBERS OF A HOLDING COMPANY GROUP  
PART 1 - ORGANIZATIONAL CHART



STATEMENT AS OF JUNE 30, 2019 OF THE TIAA-CREF LIFE INSURANCE COMPANY  
SCHEDULE Y - INFORMATION CONCERNING ACTIVITIES OF INSURER MEMBERS OF A HOLDING COMPANY GROUP  
PART 1 - ORGANIZATIONAL CHART

LISTING 1 (TIAA-CREF ASSET MANAGEMENT, LLC):

COMPANY	FEIN	RELATIONSHIP
L&C Special Member Holdco, LLC	81-1272900	SUBSIDIARY
GTR Special Member Holdco LLC	46-3889185	SUBSIDIARY
Teachers Personal Investors Services, Inc.	13-3752992	SUBSIDIARY
TIAA International GP LLC	81-4374969	SUBSIDIARY
TIAA-CREF Investment Management, LLC	13-3586142	SUBSIDIARY
Nuveen Alternative Holdings, LLC	46-3870972	SUBSIDIARY
AGR Partners LLC	81-1467545	SUBSIDIARY
AGR Services LLC	36-4853278	SUBSIDIARY (1)
TGAM Agribusiness Fund GP LLC	81-1870559	SUBSIDIARY
Nuveen Agribusiness Fund III GP, LLC		SUBSIDIARY
AGR Services LLC	36-4853278	SUBSIDIARY (1)
Beaver Investments Holdings, LLC	45-5558395	SUBSIDIARY
GreenWood Resources, Inc.	80-0026976	SUBSIDIARY
Greenwood Resources Brasil, Ltda.		SUBSIDIARY (2)
GreenWood Resources Capital Management, LLC	45-1875074	SUBSIDIARY
GTFF GP, LLC	20-8501127	SUBSIDIARY
GWR-GTFF Investment, LLC	20-8955976	SUBSIDIARY
GWR International Ltd.		SUBSIDIARY
GWR China Ltd.	20-3188681	SUBSIDIARY
GreenWood Resources China Ltd.	98-0595429	SUBSIDIARY
GWR SA, Ltd.		SUBSIDIARY
GreenWood Resources Chile, S.A.		SUBSIDIARY
GWR Europe Ltd.	98-1016332	SUBSIDIARY
GreenWood Resources Poland sp. Z o.o.	98-1016335	SUBSIDIARY
GWR Property Management International, LLC	47-4557075	SUBSIDIARY
Greenwood Resources Brasil, Ltda.		SUBSIDIARY (2)
GWR Uruguay S.A.		SUBSIDIARY
Greenwood Resources Colombia SAS		SUBSIDIARY
CAM HR Resources LLC	36-4851864	SUBSIDIARY (3)
Churchill Asset Management LLC	47-3156644	SUBSIDIARY
CAM HR Resources LLC	36-4851864	SUBSIDIARY (3)
Churchill Agency Services LLC		SUBSIDIARY
Churchill Feeder Fund GP II S.a.r.l.		SUBSIDIARY
Churchill Fund GP II LLC	83-1177850	SUBSIDIARY
Churchill Fund GP II Sarl	98-1449979	SUBSIDIARY
Churchill Special Member LLC	82-0735838	SUBSIDIARY
Churchill Warehouse LLC	82-3784148	SUBSIDIARY
Nuveen Churchill Administration LLC		SUBSIDIARY
TGAM Churchill Fund GP LLC	81-1817732	SUBSIDIARY
Global AG AIV (CN) GP, LLC	45-5044435	SUBSIDIARY
Global Agriculture AIV (CN), LP	45-5044681	SUBSIDIARY
Global Ag II AIV GP LLC		SUBSIDIARY
Global Agriculture II AIV, LP	47-1197292	SUBSIDIARY
Global Ag II US Corp.	47-1208275	SUBSIDIARY
Global Ag Properties II USA LLC	47-1069783	SUBSIDIARY
Oakville 38 Vineyard, LLC	81-3394580	SUBSIDIARY
Sugarloaf East Vineyard, LLC		SUBSIDIARY
True Oak Napa Vineyard, LLC	47-4945982	SUBSIDIARY

COMPANY	FEIN	RELATIONSHIP
Nuveen Alternative Holdings, LLC (continued)		
GTR Investor Fund GP LLC	47-1208361	SUBSIDIARY
NAP Investors GP, LLC	83-2245173	SUBSIDIARY
NCBDC Holdings LLC		SUBSIDIARY
Nuveen Churchill Advisors LLC		SUBSIDIARY
Nuveen Alternatives Advisors, LLC	45-4288013	SUBSIDIARY
TPS Investors GP, LLC		SUBSIDIARY
Nuveen Alternatives Services, LLC	45-4288091	SUBSIDIARY
GAP II NZ GP Limited		SUBSIDIARY
TIAA European Farmland Fund GP LP	98-1310748	SUBSIDIARY (4)
TCAS Global Investments LLC	47-1515836	SUBSIDIARY
Nuveen Global Farmland Fund GP, LLC		SUBSIDIARY
Nuveen Global Farmland Fund, LP		SUBSIDIARY
Nuveen Global Farmland Fund Lux, LP		SUBSIDIARY
Global Farmland US Holdco, LLC		SUBSIDIARY
Global Farmland US Properties, LLC		SUBSIDIARY
US Horticulture Farmland, LLC		SUBSIDIARY
US Row Farmland, LLC		SUBSIDIARY
US Viticulture Farmland, LLC		SUBSIDIARY
Nuveen International Holdings LLC	26-2719001	SUBSIDIARY
Nuveen Canada Company		SUBSIDIARY
Nuveen Investments Canada Co.		SUBSIDIARY
Nuveen Jagat, Limited		SUBSIDIARY
Nuveen UK, Limited		SUBSIDIARY
TGAM Subsidiary HC LLC	81-4349631	SUBSIDIARY
TGAM APAC LLC	81-4290269	SUBSIDIARY
TGAM HK HC LLC	81-4323796	SUBSIDIARY (6)
Nuveen Hong Kong Limited		SUBSIDIARY
TGAM Asia LLC	81-4306975	SUBSIDIARY
TGAM HK HC LLC	81-4323796	SUBSIDIARY (6)
TIAA International Asia LLC	81-4359164	SUBSIDIARY (8)
TGAM HK HC LLC	81-4323796	SUBSIDIARY (6)
TIAA International Asia LLC	81-4359164	SUBSIDIARY (9)
TGAM HK HC LLC	81-4323796	SUBSIDIARY (6)
TIAA International Subsidiary HC LLC	81-4390558	SUBSIDIARY
TGAM APAC LLC	81-4290269	SUBSIDIARY
TGAM Asia LLC	81-4306975	SUBSIDIARY (7)
TIAA International APAC LLC	81-4499397	SUBSIDIARY (8)
TIAA International Asia LLC	81-4359164	SUBSIDIARY (9)
TGAM APAC LLC	81-4290269	SUBSIDIARY (5)
TIAA International APAC LLC	81-4499397	SUBSIDIARY (7)
TIAA International Asia LLC	81-4359164	SUBSIDIARY (8)
TCGA BT AIV, LLC	46-5367344	SUBSIDIARY
TCGA Investor Fund GP, LLC	45-5139523	SUBSIDIARY
Sugarloaf East Vineyard, LLC	47-3001338	SUBSIDIARY
T-C U.S. Super Regional Mall Fund GP LLC	47-3126089	SUBSIDIARY
TGAM International GP LLC	81-4330570	SUBSIDIARY

COMPANY	FEIN	RELATIONSHIP
Nuveen Alternative Holdings, LLC (continued)		
Nuveen Real Estate Property Holdings L.L.C.	06-1217855	SUBSIDIARY
Casa Grande Investments I, LLC	06-1384746	SUBSIDIARY
Casa Grande Investments II, LP	01-0588041	SUBSIDIARY
Casa Partners VI GP, LLC	30-0794692	SUBSIDIARY
Casa Partners VII GP, LLC	47-5190671	SUBSIDIARY
CASA Partners VIII GP, LLC	82-4363605	SUBSIDIARY
Global Investors GP, L.L.C.	36-4477806	SUBSIDIARY
Global Investors GP II, L.L.C.	20-2537749	SUBSIDIARY
Nuveen Real Estate NYC Property Fund GP Member LLC	82-4266474	SUBSIDIARY
New York City Property Fund GP LLC	82-4213248	SUBSIDIARY
New York City Property Fund (T) LP	83-2335230	SUBSIDIARY
NYC Property Fund (T) Blocker 1, LLC	83-4678924	SUBSIDIARY
New York City Property Fund LP	82-4183425	SUBSIDIARY
NYC Property Fund Pooling LP	83-4671194	SUBSIDIARY
NYC Property Fund SPV 1 LLC	83-4653622	SUBSIDIARY
NYC Property Fund SPV 2 LLC	83-4701919	SUBSIDIARY
Nuveen Real Estate Global LLC	81-4262460	SUBSIDIARY
Nuveen Real Estate Global Cities Advisors LLC	82-3426937	SUBSIDIARY
Nuveen Australia Pty Ltd.	26-2748598	SUBSIDIARY
Nuveen GP Holding Company LLC	82-2986445	SUBSIDIARY
Nuveen CRED GP Member LLC	82-4598778	SUBSIDIARY
CRED GP LLC	82-3751722	SUBSIDIARY
U.S. Cities Retail Fund GP LLC	82-4054235	SUBSIDIARY
U.S. Cities Multifamily Fund GP LLC		SUBSIDIARY
U.S. Cities Multifamily Fund LP		SUBSIDIARY
U.S. Cities Multifamily Fund REIT LLC		SUBSIDIARY
U.S. Cities Multifamily Fund Operating GP LLC		SUBSIDIARY
U.S. Cities Multifamily Fund Operating LP		SUBSIDIARY
USCMF Avion on Legacy LLC	83-2344355	SUBSIDIARY
USCMF Boulder Creek LLC	83-2434879	SUBSIDIARY
USCMF District at Washington LLC	83-2486856	SUBSIDIARY
USCMF Gramercy at Buckhead, LLC	83-2447368	SUBSIDIARY
USCMF Marshall Park LLC	83-2531960	SUBSIDIARY
USCMF Metro 112 LLC	83-2409099	SUBSIDIARY
USCMF Stoneledge LLC	83-2422984	SUBSIDIARY
USCMF The Matisse LLC	83-2515243	SUBSIDIARY
USCMF The Reserve at Tysons Corner LLC	83-2459693	SUBSIDIARY
Nuveen Permian Investor Asset Manager Member LLC	81-5466713	SUBSIDIARY
Permian Investor Asset Manager LLC	82-0631410	SUBSIDIARY
TGAM Asia LLC	81-4306975	SUBSIDIARY (7)
Permian Investor GP LLC	81-5433582	SUBSIDIARY (8)

- (1) AGR Services LLC is ultimately controlled and owned entirely by TIAA, with 99% owned by AGR Partners LLC and 1% owned by Nuveen Alternative Holdings, LLC.
- (2) Greenwood Resources Brasil, Ltda. is ultimately controlled and owned entirely by TIAA, with 99% owned by GWR Property Management International, LLC and 1% owned by GreenWood Resources, Inc.
- (3) CAM HR Resources LLC is ultimately controlled and owned entirely by TIAA, with 99% owned by Churchill Asset Management LLC and 1% owned by Nuveen Alternative Holdings, LLC.
- (4) TIAA European Farmland Fund GP LP is ultimately controlled and owned entirely by TIAA, with 50% owned by Nuveen Alternative Services, LLC and 50% owned by TEFF Holdco LLC
- (5) TGAM APAC LLC is ultimately controlled and owned entirely by TIAA, with TGAM Subsidiary HC LLC, TIAA International Subsidiary HC LLC and Nuveen International Holdings LLC each owning 33.33%
- (6) TGAM HK HC LLC is ultimately controlled and owned entirely by TIAA, with TGAM APAC LLC, TGAM Asia LLC, TIAA International APAC LLC and TIAA International Asia LLC each owning 25%
- (7) TGAM Asia LLC is ultimately controlled and owned entirely by TIAA, with TGAM Subsidiary HC LLC, TIAA International Subsidiary HC LLC and Nuveen International Holdings LLC each owning 33.33%
- (8) TIAA International APAC LLC is ultimately controlled and owned entirely by TIAA, with TGAM Subsidiary HC LLC, TIAA International Subsidiary HC LLC and Nuveen International Holdings LLC each owning 33.33%
- (9) TIAA International Asia LLC is ultimately controlled and owned entirely by TIAA, with TGAM Subsidiary HC LLC, TIAA International Subsidiary HC LLC and Nuveen International Holdings LLC each owning 33.33%

STATEMENT AS OF JUNE 30, 2019 OF THE TIAA-CREF LIFE INSURANCE COMPANY  
SCHEDULE Y - INFORMATION CONCERNING ACTIVITIES OF INSURER MEMBERS OF A HOLDING COMPANY GROUP  
PART 1 - ORGANIZATIONAL CHART

LISTING 1 (TIAA-CREF ASSET MANAGEMENT, LLC) (continued):

COMPANY	FEIN	RELATIONSHIP
Nuveen Alternative Holdings, LLC (continued)		
TIAA International Holdings 1 Limited	98-1162850	SUBSIDIARY
Nuveen Real Estate Limited	98-1125673	SUBSIDIARY (10)
TIAA International Holdings 2 Limited	98-1163394	SUBSIDIARY
TIAA International Holdings 3 Limited	98-1163894	SUBSIDIARY
Nuveen Real Estate Limited	98-1125673	SUBSIDIARY (10)
Nuveen Administration Ltd	98-1127648	SUBSIDIARY
Nuveen Europe Holdings Limited	98-1128805	SUBSIDIARY
Henderson European Retail Property Fund Management Sarl		SUBSIDIARY
Nuveen Asset Management Europe S.à.r.l		SUBSIDIARY
Nuveen Fund (Europe) Management S.à.r.l		SUBSIDIARY
Nuveen Fund Management (Jersey) Limited		SUBSIDIARY
Nuveen Fund Management Vanquish (Jersey) Limited		SUBSIDIARY
Nuveen Fund Management Vanquish II (Jersey) Limited		SUBSIDIARY
Asia Pacific Cities Management S.à.r.l		SUBSIDIARY
Nuveen Management AIFM Limited		SUBSIDIARY
Nuveen Management Company (Luxembourg) No 1 S.à.r.l		SUBSIDIARY
Nuveen Property Management (Jersey) Limited		SUBSIDIARY
Nuveen FCACO Ltd	98-1128787	SUBSIDIARY
Nuveen Real Estate Management Ltd		SUBSIDIARY
Nuveen Shopping Centre Verwaltungs GmbH		SUBSIDIARY
TIAA-CREF Asset Management UK Ltd	98-0582851	SUBSIDIARY
Nuveen Group Holdings Ltd	98-1127632	SUBSIDIARY
AREFM (BVI) Limited		AFFILIATE
CLOF II (GP) Limited		SUBSIDIARY
CLOF II Vanquish Limited		SUBSIDIARY
CLOF II (No 1 GP) Limited		SUBSIDIARY
CLOF II (No1 Nominee) Limited		SUBSIDIARY
CLOF II (No 2 GP) Limited		SUBSIDIARY
CLOF II (No 3 GP) Limited	98-1165678	SUBSIDIARY
Enhanced Debt Carry (GP) S.à.r.l		SUBSIDIARY
ERES APAC II (GP) S.à.r.l		SUBSIDIARY
European Cities Partnership (GP) S.à.r.l		SUBSIDIARY
European Cities Partnership SCSp		AFFILIATE (11)
Henderson Joint Ventures Property Funds Management S.à.r.l		SUBSIDIARY
Islazul General Partner S.à.r.l		SUBSIDIARY
Matador LP General Partner Limited		SUBSIDIARY
Nuveen Beteiligung Verwaltungs GmbH		SUBSIDIARY
Nuveen Immobilien GmbH		AFFILIATE
Anglo-Sino Henderson Investment Consultancy (Beijing) Co Limited		SUBSIDIARY
Nuveen Consulting (Shanghai) Co Ltd		SUBSIDIARY
Nuveen Management Austria GmbH		SUBSIDIARY
Nuveen Management Finland Oy		SUBSIDIARY
Nuveen Real Estate Debt Partners (GP) Sarl		SUBSIDIARY
Nuveen Real Estate Debt Partners II (GP) S.à.r.l		SUBSIDIARY
Global Real Estate Debt Partners – Fund II (UK) SCSp		AFFILIATE (12)
Nuveen Real Estate Nominees Limited		SUBSIDIARY
Nuveen Singapore Private Limited		SUBSIDIARY
OMP (GP) Limited		SUBSIDIARY

(10) Nuveen Real Estate Limited is ultimately controlled and owned entirely by TIAA, with 99% owned by TIAA International Holdings 3, Ltd. and 1% owned by TIAA International Holdings 1, Ltd.

(11) European Cities Partnership SCSp is owned 29.8% by T-C Lux Investments Special Limited Partnership and 1% by European Cities Partnership (GP) S.à.r.l.

(12) Global Real Estate Debt Partners – Fund II (UK) SCSp is ultimately controlled by TIAA, with 18.75% owned by TIAA and 0.5% owned by Nuveen Real Estate Debt Partners II (GP) S.à.r.l.

(13) Westchester Group SRL is controlled and owned entirely by TIAA, with 99% owned by Westchester Group of Europe Ltd. and 1% owned by Westchester Group of Poland Sp. Z.o.o.

(14) Westchester Group South America Gestao de Investimentos Ltda. is controlled and owned entirely by TIAA, with 99% owned by Westchester Group Investment Management, Inc. and 1% owned by Westchester Group Real Estate, Inc.

(15) Symphony Asset Management, LLC is ultimately controlled and owned entirely by TIAA, with 51% owned by Nuveen Investments, Inc. and 49% owned by Nuveen Investments Holdings, Inc.

LISTING 2 (NUVEEN FINANCE, LLC):

COMPANY	FEIN	RELATIONSHIP
Nuveen Holdings 1, Inc.		
Nuveen Holdings, Inc.	81-3425820	SUBSIDIARY
Nuveen Investments, Inc.	26-0373324	SUBSIDIARY
Gresham Asset Management LLC	36-3817266	SUBSIDIARY
Gresham Investment Management LLC	26-0627593	SUBSIDIARY
Gresham Investment Management Asia Pte. Ltd.	20-1930384	SUBSIDIARY
Nuveen Alternative Investments, LLC		SUBSIDIARY
Nuveen Capital Markets LLC	36-4839486	SUBSIDIARY
Symphony Alternative Asset Management LLC	83-3751978	SUBSIDIARY
Nuveen Fund Advisors, LLC	83-4025630	SUBSIDIARY
Nuveen Asset Management, LLC	31-0942504	SUBSIDIARY
NIS/R&T, Inc.	27-4357327	SUBSIDIARY
Nuveen WCM Holdings, LLC	36-3293941	SUBSIDIARY
Winslow Capital Management, LLC	37-1695518	SUBSIDIARY
Growth Capital GP I, LLC	90-0860898	SUBSIDIARY
Nuveen NWQ Holdings, LLC	81-0730906	SUBSIDIARY
NWQ Partners, LLC	36-4709028	SUBSIDIARY
NWQ Investment Management Company, LLC	30-0892190	SUBSIDIARY
Nuveen Securities, LLC	47-0875103	SUBSIDIARY
Santa Barbara Asset Management, LLC	36-2639476	SUBSIDIARY
Nuveen Investments Holdings, Inc.	20-3432117	SUBSIDIARY (15)
Symphony Asset Management LLC	36-7364377	SUBSIDIARY
Symphony Risk Retention Finance LC	94-3252504	SUBSIDIARY (15)
SRR 1 LLC	30-1032009	SUBSIDIARY
Teachers Advisors, LLC	13-3760073	SUBSIDIARY
Colinvest Member LLC	82-1157427	SUBSIDIARY
CLO Colinvest I LLC		SUBSIDIARY



STATEMENT AS OF JUNE 30, 2019 OF THE TIAA-CREF LIFE INSURANCE COMPANY

SCHEDULE Y - INFORMATION CONCERNING ACTIVITIES OF INSURER MEMBERS OF A HOLDING COMPANY GROUP  
PART 1 - ORGANIZATIONAL CHART

LISTING 3:

COMPANY	FEIN	RELATIONSHIP
485 Properties, LLC	13-3987258	SUBSIDIARY
JWL Properties, Inc.	13-3371278	SUBSIDIARY
TPCPC Associates, LLC	16-1735872	SUBSIDIARY
730 Data Centers, LLC	81-3091169	SUBSIDIARY
730 Aviator, LLC	82-0793232	SUBSIDIARY
730 Databridge, LLC	81-3106043	SUBSIDIARY
730 Power Development, LLC	47-2616735	SUBSIDIARY
730 Carroll, LLC	47-2622825	SUBSIDIARY
730 Cricket, LLC		SUBSIDIARY
730 Telecom LLC	47-5363027	SUBSIDIARY
730 Texas Forest Holdings, Inc.	13-4042885	SUBSIDIARY
730 Texas Timberlands II, Ltd.	51-0494351	SUBSIDIARY (16)
730 Texas Timberlands, Ltd.	13-4042888	SUBSIDIARY (17)
730 Texas Timberlands II, Ltd.	51-0494351	SUBSIDIARY (16)
TIAA Timberlands I, LLC	13-4040842	SUBSIDIARY
730 Texas Timberlands, Ltd.	13-4042888	SUBSIDIARY (17)
TIAA Timberlands II, LLC	13-4085431	SUBSIDIARY
Active Extension Fund III, LLC	26-1870966	SUBSIDIARY
Actoil, LLC	38-3847245	SUBSIDIARY
Actoil Colorado, LLC	46-3373066	SUBSIDIARY
Great Western Petroleum LLC		
Great Western Exploration & Development, Inc.		AFFILIATE
Almond Processors, LLC	45-2285816	SUBSIDIARY
ASC Holdings, LLC		AFFILIATE
Broadleaf Timberland Investments, LLC	46-1952974	SUBSIDIARY
Quercus Forestland Account, LLC	26-4647417	SUBSIDIARY
Quercus Panama, LLC		SUBSIDIARY
Quercus Algoma Corporation		SUBSIDIARY
Quercus Algoma Land Corporation		SUBSIDIARY
Quercus West Virginia, LLC	46-2916514	SUBSIDIARY
Casa Student Housing Fund Holdings, LLC	47-2167228	SUBSIDIARY
Shf-33d North Apts, LLC	47-4155469	SUBSIDIARY
Shf-Millennium One Apts, LLC	47-4155469	SUBSIDIARY
Shf-The Rocks Apts, LLC	81-2450195	SUBSIDIARY
PEP-TH CASA Student Housing, LLC	47-4455610	SUBSIDIARY
CSHF-PEP Purdue LLC	47-4455303	SUBSIDIARY
CSHF-PEP USF LLC	30-0965548	SUBSIDIARY

COMPANY	FEIN	RELATIONSHIP
CCM Series, LLC	13-1624203	SUBSIDIARY
CCAP Fund 6 - 2015, L.P.	47-4069196	SUBSIDIARY
CCAP Fund 6 - 2016, L.P.	81-1205888	SUBSIDIARY
CCAP Fund 6 - 2017, L.P.	81-4732595	SUBSIDIARY
CCAP Fund 6 - 2018, L.P.	82-3167398	SUBSIDIARY
CCAP Fund 6 - 2019, L.P.	83-2787412	SUBSIDIARY
CCAP Fund 8 - 2015, L.P.	47-4079472	SUBSIDIARY
CCAP Fund 8 - 2016, L.P.	81-1212188	SUBSIDIARY
CCAP Fund 8 - 2017, L.P.	81-3718876	SUBSIDIARY
CCAP Fund 8 - 2018, L.P.	82-3182368	SUBSIDIARY
CCAP Fund 8 - 2019, L.P.	83-2793857	SUBSIDIARY
CCAP Fund GE, L.P.	81-0784669	SUBSIDIARY
CCAP Fund HFD, L.P.	81-0821374	SUBSIDIARY
CCAP Fund HFND, L.P.	81-0758188	SUBSIDIARY
CCM Series 2, LLC	13-1624203	SUBSIDIARY
CCAP Fund FI, L.P.	81-0753491	SUBSIDIARY
Ceres Agricultural Properties, LLC	56-2672630	SUBSIDIARY
Premiere Agricultural Properties, LLC	37-1565322	SUBSIDIARY
Loma del Rio Vineyards, LLC	80-0843991	SUBSIDIARY (18)
Premiere Columbia Properties, LLC	36-4620107	SUBSIDIARY
Premiere Farm Properties, LLC	30-0449681	SUBSIDIARY
Demeter Agricultural Properties II, LLC	26-3484719	SUBSIDIARY
International Agricultural Investors, LLC	26-0352203	SUBSIDIARY
IAI Australia Pty, Ltd.		SUBSIDIARY
IAI Australia Trust		SUBSIDIARY
IAI USA, LLC	26-0460488	SUBSIDIARY
International Agricultural Investors Fund II, LLC	26-2745365	SUBSIDIARY
IAI Australia Fund II, Pty, Ltd.		SUBSIDIARY
IAI Australia Fund II Trust		SUBSIDIARY
IAI USA Fund II, LLC	26-2747755	SUBSIDIARY
Churchill Middle Market CLO IV Ltd.	98-1402136	AFFILIATE
Demeter Agricultural Properties, LLC	26-3049305	SUBSIDIARY
Dionysus Properties, LLC	45-2632248	SUBSIDIARY
Silverado Premium Properties, LLC	94-3306131	SUBSIDIARY
Arroya Loma, LLC	68-0436609	SUBSIDIARY
Chalk Ridge Vineyard, LLC	75-3025596	SUBSIDIARY
Hobson Avenue Vineyard, LLC	20-3964695	SUBSIDIARY
Marsino Vineyard, LLC	26-1542713	SUBSIDIARY
Silverado Los Alamos Vineyards, LLC	20-2103733	SUBSIDIARY
Silverado SLO Vineyards, LLC	20-2490906	SUBSIDIARY
SPP Napa Vineyards, LLC	68-0466083	SUBSIDIARY
Stanly Ranch Vineyards, LLC	94-3361818	SUBSIDIARY
Suscol Mountain Vineyards, LLC	26-3774024	SUBSIDIARY
Terra Ventosa Vineyards, LLC	26-2766605	SUBSIDIARY

COMPANY	FEIN	RELATIONSHIP
Dionysus Properties, LLC (continued)		
Silverado Winegrowers Holdings, LLC	43-3997217	SUBSIDIARY
Silverado Winegrowers LLC	68-0443927	SUBSIDIARY
Alta Loma Vineyard, LLC	94-3357571	SUBSIDIARY
Oak Knoll Napa Vineyards, LLC	94-3312405	SUBSIDIARY
Silverado Suscol, LLC	91-1806950	SUBSIDIARY
SWG Paso Vineyard, LLC	45-4820104	SUBSIDIARY
Distressed Opportunities Fund, L.P.	26-3561447	SUBSIDIARY
DWM Inclusive Finance Equity Fund II		AFFILIATE
DWM Microcap Fund I	88-0580879	AFFILIATE
Envisage Information Systems, LLC	04-3718449	SUBSIDIARY
EPP LFG I, LLC	30-0701953	AFFILIATE
Global Real Estate Debt Partners – Fund I (UK)		SUBSIDIARY (19)
Global Real Estate Debt Partners – Fund II (UK) SCSp		AFFILIATE (12)
Gresham CMS Fund, LLC	20-1930384	SUBSIDIARY
GreshamQuant ACAR Fund LLC	32-0509812	SUBSIDIARY
Growth Capital Fund I, L.P.	81-0737062	SUBSIDIARY
Inception GP LLC		SUBSIDIARY
Inception Partners IV, LP	46-2031403	AFFILIATE
Inception Partners V, LP	46-2062147	AFFILIATE
Infra Alpha, LLC	27-4149157	SUBSIDIARY
EMG Investments, LLC	27-3900641	AFFILIATE
Lewis & Clark Timberlands, LLC	47-4169877	SUBSIDIARY
IAI Australia Fund II, LLC	47-4187541	SUBSIDIARY
L&C Tree Farms, LLC	47-4196668	SUBSIDIARY
L&C TRS LLC	47-5300478	SUBSIDIARY
Liberty M & R SPV II, LP	27-2007633	SUBSIDIARY
Mansilla Participacoes LTDA		SUBSIDIARY
Radar Propriedades Agricolas S.A.		AFFILIATE
Nova Amaralina S.A. Propriedades Agricolas		AFFILIATE
Nova Santa Barbara Agricola S.A.		AFFILIATE
Nova Agricola Ponte Alta S.A.		AFFILIATE
Terras da Ponte Alta S.A.		AFFILIATE
Radar II Propriedades Agricolas S.A.		AFFILIATE
Proud Participacoes S.A.		AFFILIATE
Vale De Ponte Alta S.A.		AFFILIATE
Bioinvestments Negocios e Participacoes		AFFILIATE
Aguas de Ponte Alta S.A.		AFFILIATE
MM Funding, LLC	13-1624203	SUBSIDIARY
MvVest Corporation	47-0902011	SUBSIDIARY

(16) 730 Texas Timberlands II, Ltd. is ultimately controlled and owned entirely by TIAA, which directly owns 99.5%. 730 Texas Forest Holdings, Inc., which is owned 100% by TIAA, owns .5%.

(17) 730 Texas Timberlands, Ltd. is ultimately controlled and owned entirely by TIAA, with 99.5% owned by TIAA Timberlands I, LLC and .5% owned by 730 Texas Forest Holdings, Inc.

(18) Loma del Rio Vineyards, LLC is ultimately controlled and owned entirely by TIAA, with 45% owned by Premiere Agricultural Properties, LLC and 55% owned by Global Ag Properties USA, LLC.

(19) Global Real Estate Debt Partners – Fund I (UK) is controlled by TIAA, which owns 36.3%. T-C Lux Investments Special Limited Partnership, which is 100% owned by TIAA, owns 24.3%.

(12) Global Real Estate Debt Partners – Fund II (UK) SCSp is ultimately controlled by TIAA, with 18.75% owned by TIAA and 0.5% owned by Nuveen Real Estate Debt Partners II (GP) S.à.r.l.

STATEMENT AS OF JUNE 30, 2019 OF THE TIAA-CREF LIFE INSURANCE COMPANY  
SCHEDULE Y - INFORMATION CONCERNING ACTIVITIES OF INSURER MEMBERS OF A HOLDING COMPANY GROUP  
PART 1 - ORGANIZATIONAL CHART

LISTING 3 (CONTINUED):

COMPANY	FEIN	RELATIONSHIP	COMPANY	FEIN	RELATIONSHIP	COMPANY	FEIN	RELATIONSHIP
ND Properties, Inc.	11-3034756	SUBSIDIARY	ND Properties, Inc. (continued)			ND Properties, Inc. (continued)		
Norteshopping Retail and Leisure Centre BV		SUBSIDIARY	SMA Holding S.à r.l.		SUBSIDIARY	U.S. Cities Office CPF Fund LP	81-3814378	SUBSIDIARY
Norteshopping - Centro Commercial, S.A.		SUBSIDIARY	70 St Mary Axe Unit Trust		SUBSIDIARY	U.S. Cities Office CPF Fund REIT LLC	81-3911937	SUBSIDIARY
ND Europe S.à r.l.		SUBSIDIARY	HV Properties S.à r.l.		SUBSIDIARY	U.S. Cities Office CPF Fund Operating GP LLC	81-3881522	SUBSIDIARY
ND Europe Office Holding S.à r.l.		SUBSIDIARY	HV Freehold S.à r.l.		SUBSIDIARY	U.S. Cities Office CPF Fund Operating LP	81-3859479	SUBSIDIARY
Cityhold Nymphe S.à r.l.		SUBSIDIARY	TIAA Lux 9 S.à r.l.		SUBSIDIARY	T-C World Trade Center North LLC	35-2589573	SUBSIDIARY
Cityhold Propco 11 S.à r.l.		SUBSIDIARY	SAS Malachite		SUBSIDIARY	U.S. Cities Retail CPF Fund LP	81-3437405	SUBSIDIARY
Cityhold Euro S.à r.l.		SUBSIDIARY	SNC Garnet-TIAA		SUBSIDIARY	U.S. Cities Retail CPF Fund REIT LLC	81-3573421	SUBSIDIARY
Cityhold Office Partnership S.à r.l.		SUBSIDIARY	SNC La Defense		SUBSIDIARY	U.S. Cities Retail CPF Fund Operating GP LLC	81-3578259	SUBSIDIARY
CHOP OPCl		SUBSIDIARY	SNC Peridot		SUBSIDIARY	CPF/UIR JV Member LLC	81-2914954	SUBSIDIARY
Cityhold Iconic Holding SAS	98-1435873	SUBSIDIARY	SNC Lazuli		SUBSIDIARY	CPF/UIR Joint Venture LLC	81-2928112	SUBSIDIARY
Cityhold Iconic Hotel SNC	98-1433967	SUBSIDIARY	T-C Neuperlach Development S.à r.l.		SUBSIDIARY	CPF 636 Sixth Avenue LLC	81-2955427	SUBSIDIARY
Cityhold Iconic Office SCI	98-1433956	SUBSIDIARY	T-C Pep Holding S.à r.l.		SUBSIDIARY	T-C 636 Sixth Avenue Retail LLC	47-2264739	SUBSIDIARY
Cityhold Iconic Retail SNC	98-1433960	SUBSIDIARY	T-C Pep Property S.à r.l.		SUBSIDIARY	CPF 856 Market Street LLC	81-2982618	SUBSIDIARY
Cityhold Iconic Youth Hostel SNC	98-1433975	SUBSIDIARY	T-C Pep Asset S.à r.l.		SUBSIDIARY	CPF 1511 Third Avenue LLC	81-2973332	SUBSIDIARY
Cityhold Nymphe S.à r.l.		SUBSIDIARY	TIAA Lux 11 S.à r.l.		SUBSIDIARY	T-C 1608 Chestnut General Partner LLC		SUBSIDIARY
Cityhold Propco 6 S.à r.l.		SUBSIDIARY	Gropius Passagen Verwaltungs GmbH		SUBSIDIARY	1608 Chestnut Partners LP		SUBSIDIARY
Cityhold Iconic Hotel OPCO SAS	98-1433939	SUBSIDIARY	Gropius S.à r.l.		SUBSIDIARY	T-C 1608 Chestnut Limited Partner LLC		SUBSIDIARY
Cityhold Iconic Investment S.à r.l.	98-1435880	SUBSIDIARY	Gropius Passagen GmbH & Co KG		SUBSIDIARY	1608 Chestnut Partners LP		SUBSIDIARY
Cityhold Propco 9 S.à r.l.		SUBSIDIARY	TIAA Lux 5 S.à r.l.		SUBSIDIARY	TCAM Core Prop Fund REIT 2 LLC	47-4935916	SUBSIDIARY
36 Rue La Fayette SAS		SUBSIDIARY	Erlangen Arcaden GmbH & Co. KG		SUBSIDIARY	T-C 51 Sleeper Street LLC	47-4016470	SUBSIDIARY
SAS Roosevelt		SUBSIDIARY	Erlangen Arcaden Verwaltungs GmbH		SUBSIDIARY			
SNC Roosevelt		SUBSIDIARY	U.S. Cities Fund, LP	20-1371171	SUBSIDIARY	Nuveen Municipal Opportunities Fund LP		SUBSIDIARY
Roosevelt Participation S.à r.l.		SUBSIDIARY	U.S. Cities Fund REIT, LLC	20-1371379	SUBSIDIARY	Nuveen Real Estate U.S. Strategic Industrial Fund I LP	81-2429791	SUBSIDIARY
SNC Roosevelt		SUBSIDIARY	T-C Ocean Air, LLC	47-4841790	SUBSIDIARY	Occator Agricultural Properties, LLC	26-4750562	SUBSIDIARY
Courcelles 70 SAS		SUBSIDIARY	U.S. Cities Fund Operating GP, LLC	20-1364650	SUBSIDIARY	AGR Agricultural Investments, LLC	46-1768969	SUBSIDIARY
Cityhold Euro S.à r.l.		SUBSIDIARY	U.S. Cities Fund Operating, LP	20-1371235	SUBSIDIARY	Ridley Corporation Limited		AFFILIATE
Cityhold Propco 7 S.à r.l.		SUBSIDIARY	T-C 3333 Wisconsin Avenue LLC	45-4768909	SUBSIDIARY	Mandala Food Co-Investment Holdings II SPV		SUBSIDIARY
Cityhold Propco 10 S.à r.l.		SUBSIDIARY	T-C Ellington LLC	45-2612359	SUBSIDIARY	Materra, LLC	45-1125143	AFFILIATE
Cityhold Gouden Bocht B.V.		SUBSIDIARY	T-C King Street Station LLC	26-1700245	SUBSIDIARY	Oleum Holding Company, Inc.	26-4248579	SUBSIDIARY
Cityhold Gouden Bocht Monumenten B.V.		SUBSIDIARY	T-C Savier Street Flats LLC	47-2532161	SUBSIDIARY	Polar Star Canadian Oil and Gas Holding, Inc.		SUBSIDIARY
Redevelopment Property II B.V.	98-1438380	SUBSIDIARY	T-C State House on Congress Apartments LLC	27-4180357	SUBSIDIARY	Adastra Management, Inc.		SUBSIDIARY
Cityhold Propco 12 S.à r.l.		SUBSIDIARY	T-C Stonecrest LLC	14-2005711	SUBSIDIARY	Nova Star Oil and Gas Inc.		SUBSIDIARY
Cityhold EST Investment S.à r.l.		SUBSIDIARY	T-C Trio Apartments LLC	45-2892182	SUBSIDIARY			
Cityhold GC Investment S.à r.l.		SUBSIDIARY	TCPF 300 SW 27 LLC	81-3629374	SUBSIDIARY			
Cityhold Sterling S.à r.l.		SUBSIDIARY	U.S. Cities Industrial CPF Fund LP	81-3738136	SUBSIDIARY			
Cityhold UK Holding S.à r.l.		SUBSIDIARY	U.S. Cities Industrial CPF Fund REIT LLC	81-3681230	SUBSIDIARY			
Cityhold UK Investment S.à r.l.		SUBSIDIARY	U.S. Cities Industrial CPF Fund Operating GP LLC	81-3671343	SUBSIDIARY			
London Belgrave Unit Trust		SUBSIDIARY	New Fetter Lane Unit Trust	81-3757117	SUBSIDIARY			
60 Great Portland Street Unit Trust		SUBSIDIARY	U.S. Cities Multifamily CPF Fund LP	81-3765537	SUBSIDIARY			
70 St Mary Axe Unit Trust		SUBSIDIARY	U.S. Cities Multifamily CPF Fund REIT LLC	81-3870674	SUBSIDIARY			
London Belgrave Unit Trust		SUBSIDIARY	U.S. Cities Multifamily CPF Fund Operating GP LLC	81-3716920	SUBSIDIARY			
CLOF Victoria Nominee 1 Limited		SUBSIDIARY	U.S. Cities Multifamily CPF Fund Operating LP	81-3794611	SUBSIDIARY			
CLOF Victoria Nominee 2 Limited		SUBSIDIARY						
New Fetter Lane Unit Trust		SUBSIDIARY						
60 Great Portland Street Unit Trust		SUBSIDIARY						

(20) Cityhold Nymphe S.à r.l. (Nymphe) is ultimately controlled by TIAA via a 50% ownership of Cityhold Office Partnership S.à r.l., which owns 88% of Nymphe, and 6% owned by wholly-owned ND Europe Office Holding S.à r.l.

(21) Cityhold Euro S.à r.l. (CES) is ultimately controlled by TIAA via a 50% ownership of Cityhold Propco 9 S.à r.l., which owns 88% of CES, and 6% owned by wholly-owned ND Europe Office Holding S.à r.l.

(22) SNC Roosevelt is ultimately controlled by TIAA via a 50% ownership of Cityhold Propco 9 S.à r.l., which owns SAS Roosevelt (99.99% of SNC Roosevelt) and Roosevelt Participation S.à r.l. (0.01%).

(23) London Belgrave Unit Trust (LBUT) is ultimately controlled by TIAA via a 50% ownership of Cityhold Office Partnership S.à r.l., which owns Cityhold UK Holding S.à r.l. (99.8% of LBUT) and Cityhold UK Investment S.à r.l. (0.2%).

(24) New Fetter Lane Unit Trust (NFLUT) is ultimately controlled by TIAA via a 50% ownership of Cityhold Office Partnership S.à r.l., which owns Cityhold UK Holding S.à r.l. (99.9% of NFLUT) and Cityhold UK Investment S.à r.l. (0.1%).

(25) 60 Great Portland Street Unit Trust (60GPS) is ultimately controlled by TIAA via a 50% ownership of Cityhold Office Partnership S.à r.l., which owns Cityhold UK Holding S.à r.l. (99.4% of 60GPS) and Cityhold UK Investment S.à r.l. (0.6%).

(26) 70 St. Mary Axe Unit Trust (SMAUT) is ultimately controlled by TIAA via a 50% ownership of Cityhold Office Partnership S.à r.l., which owns SMA Holding S.à r.l. (99.9% of SMAUT) and Cityhold UK Investment S.à r.l. (0.1%).

(27) Gropius Passagen GmbH & Co KG is controlled by TIAA, and partially owned by Gropius S.à r.l., which owns 99.8% and TIAA Lux 11 S.à r.l. which owns 0.16%.

(28) Erlangen Arcaden GmbH & Co. KG is controlled by TIAA, and partially owned by TIAA Lux 5 S.à r.l., which owns 94.9% and Erlangen Arcaden Verwaltungs GmbH which owns 5.1%.

(29) 1608 Chestnut Partners LP is ultimately controlled by TIAA, with 99% owned by T-C 1608 Chestnut Limited Partner LLC and 1% owned by T-C 1608 Chestnut General Partner LLC.

STATEMENT AS OF JUNE 30, 2019 OF THE TIAA-CREF LIFE INSURANCE COMPANY  
SCHEDULE Y - INFORMATION CONCERNING ACTIVITIES OF INSURER MEMBERS OF A HOLDING COMPANY GROUP  
PART 1 - ORGANIZATIONAL CHART

LISTING 3 (CONTINUED):

COMPANY	FEIN	RELATIONSHIP
Pinnacle Third Avenue, LP	26-3821015	AFFILIATE
Primary Residential Individual Mortgage Entity Trust	61-6646836	SUBSIDIARY
Renewable Timber Europe, LLC	45-2792614	SUBSIDIARY
Renewable Timber Netherlands B.V.		SUBSIDIARY
Topola Lasy Spolka z o.o.		SUBSIDIARY
Renewable Timber Resources, LLC	61-1640765	SUBSIDIARY
Forestal y Agrícola Silvología Chile Limitada		SUBSIDIARY
Siguler Guff Third Avenue, L.P.	03-0543113	SUBSIDIARY
Social Infra, LLC		SUBSIDIARY
T-C 20 Hunter Street (AUS) Pty Ltd		SUBSIDIARY
T-C 20 Hunter Street (US), LLC	46-3922951	SUBSIDIARY
T-C 400 Montgomery, LLC	81-2525521	SUBSIDIARY
400 Montgomery Investors, LLC		SUBSIDIARY
T-C 685 Third Avenue Member, LLC	27-4123754	SUBSIDIARY
T-C 685 Third Avenue, LLC	27-3095569	SUBSIDIARY
T-C 685 Third Avenue Owner LLC	61-1754745	SUBSIDIARY
T-C 699 Bourke Street LLC	46-4969690	SUBSIDIARY
T-C Australia RE Holdings I, LLC	81-2490530	SUBSIDIARY
T-C Australia RE Holdings II, LLC	81-2506975	SUBSIDIARY
TIAA Australia Real Estate Trust		SUBSIDIARY
TIAA Melbourne Retail Holding 1 Trust		SUBSIDIARY
TGA Miller Street Trust		SUBSIDIARY
TIAA Melbourne Retail Holding 1 Trust		SUBSIDIARY
TGA Australia Real Estate Trust 2		SUBSIDIARY
TGA PBSA Hold Trust		SUBSIDIARY
TGA PBSA Asset Trust 1		SUBSIDIARY
T-C Europe Holding Inc.	47-2363168	SUBSIDIARY
T-C Europe LP	47-2369576	SUBSIDIARY
T-C Europe LP	47-2369576	SUBSIDIARY
T-C Europe S.à r.l.		SUBSIDIARY
Nightingale LuxCo S.à r.l.		SUBSIDIARY
T-C Nordics Investment AB		SUBSIDIARY
Sweden Nova Lund 1 AB		SUBSIDIARY
Sweden Nova Lund 2 AB		SUBSIDIARY
T-C Luxembourg Neptune Holdings S.à r.l.		SUBSIDIARY
T-C Neptune Holdings S. à r.l.		SUBSIDIARY
Neptune Property Venture S.à r.l.		SUBSIDIARY
Neptune Polish Property Venture BV		SUBSIDIARY
Neptune Krakow SP. z o.o.		SUBSIDIARY
Neptune Annapol SP. z o.o.		SUBSIDIARY
Neptune Poznan SP. z o.o.		SUBSIDIARY
Neptune Property Holding S.à r.l.		SUBSIDIARY
Nemab Sugar City B.V.		SUBSIDIARY
Silesia Outlet sp. z o.o		SUBSIDIARY
Promcat Alternativa, S.L.		SUBSIDIARY
Neptune OPCI SAS		SUBSIDIARY
Roppenheim Holding SAS		SUBSIDIARY
Roppenheim Outlet SNC		SUBSIDIARY
Neptune Polish HoldCo 2 B.V.		SUBSIDIARY
Neptune Ursus SP. z.o.o.		SUBSIDIARY

COMPANY	FEIN	RELATIONSHIP
T-C Europe, LP (continued)		
Neptune Roppenheim Holding S.à r.l.		SUBSIDIARY
Roppenheim Outlet SNC		SUBSIDIARY
Neptune Viculungo I S.r.l.		SUBSIDIARY
Castel Gueffo I SRL		SUBSIDIARY
Neptune Madrid Holdco S.L.		SUBSIDIARY
Neptune Nassica Propco S.L.		SUBSIDIARY
Neptune Getafe Propco S.L.		SUBSIDIARY
Neptune Las Rozas Outlet S.L.		SUBSIDIARY
T-C GA Real Estate Holdings, LLC	45-2877772	SUBSIDIARY
8 Spruce Street GA Investor, LLC	46-0959792	SUBSIDIARY
FC 8 Spruce Holdings, LLC	46-1403221	AFFILIATE
FC 8 Spruce Street Residential, LLC		AFFILIATE
2300 Broadway Storage Operator LLC	84-2144204	SUBSIDIARY
Nuveen Global Cities REIT, Inc.	82-1419222	SUBSIDIARY
Nuveen Global Cities REIT LP, LLC	82-1502883	SUBSIDIARY
Nuveen Global Cities REIT OP, LP	82-1507998	SUBSIDIARY
NR 844 North LLC	82-3527067	SUBSIDIARY
NR APCF Investor Ltd.		SUBSIDIARY
NR Denver Industrial Portfolio LLC	82-3539243	SUBSIDIARY
NR East Sego Lily LLC	83-3651003	SUBSIDIARY
NR Henderson 215 LLC	83-1495411	SUBSIDIARY
NR Kirkland Crossing LLC	82-3556058	SUBSIDIARY
NR Main Street at Kingwood LLC	83-1815798	SUBSIDIARY
NR Tacara at Steiner Ranch LLC	82-5503093	SUBSIDIARY
Nuveen Global Cities REIT Lending, LLC	83-4299885	SUBSIDIARY
T-C 2 Herald Square Member LLC	47-1535030	SUBSIDIARY
T-C 2 Herald Square Venture LLC	47-1650509	SUBSIDIARY
T-C 2 Herald Square Owner LLC	47-1488131	SUBSIDIARY
T-C 1101 Pennsylvania Avenue LLC	27-2952349	SUBSIDIARY
T-C 1101 Pennsylvania Avenue Venture LLC	27-2952617	SUBSIDIARY
T-C 1101 Pennsylvania Avenue Owner LLC	27-2952860	SUBSIDIARY
T-C 33 Arch Street Member, LLC	46-1851206	SUBSIDIARY
T-C 33 Arch Street Venture, LLC	46-1805501	SUBSIDIARY
T-C 33 Arch Street, LLC	45-2792699	SUBSIDIARY
T-C 470 Park Avenue South Member LLC	46-1754709	SUBSIDIARY
T-C 470 Park Avenue South Venture LLC	46-1744112	SUBSIDIARY
T-C 470 Park Avenue South Owner LLC	46-1754243	SUBSIDIARY
T-C 475 Fifth Avenue Member, LLC	46-1839003	SUBSIDIARY
T-C 475 Fifth Avenue Venture LLC	45-3229803	SUBSIDIARY
T-C 800 17th Street NW Member LLC	47-2189075	SUBSIDIARY
T-C 800 17th Street NW Venture LLC	47-2118640	SUBSIDIARY
T-C 888 Brannan Member LLC	47-4665824	SUBSIDIARY
T-C 888 Brannan Venture LLC	47-4684031	SUBSIDIARY
T-C 888 Brannan Owner LLC	47-4674147	SUBSIDIARY
T-C 888 Brannan TRS, LLC	47-5605380	SUBSIDIARY
T-C 800 Broadway LLC	47-2679701	SUBSIDIARY
T-C Aspira LLC	46-1220681	SUBSIDIARY

(31)

COMPANY	FEIN	RELATIONSHIP
T-C GA Real Estate Holdings, LLC (continued)		
T-C Franklin Square Member, LLC	46-1791581	SUBSIDIARY
T-C Franklin Square Venture LLC	46-1794486	SUBSIDIARY
TIAA Franklin Square, LLC	26-0011770	SUBSIDIARY
T-C Hall of States Member LLC	47-2023405	SUBSIDIARY
T-C Hall of States Venture LLC	47-2043468	SUBSIDIARY
T-C Hall of States Owner LLC	47-2034237	SUBSIDIARY
T-C Kings Crossing, LLC	45-4045658	SUBSIDIARY
T-C Legacy Place Member, LLC	46-1120016	SUBSIDIARY
Legacy Place Associa, LLC	46-0876833	SUBSIDIARY
300 Legacy Place Boulevard LLC		SUBSIDIARY
Legacy Place Properties, LLC		SUBSIDIARY
T-C Republic Square Member LLC	47-2903922	SUBSIDIARY
T-C Republic Square Venture LLC	47-2867784	SUBSIDIARY
T-C Republic Square REIT LLC	47-3033681	SUBSIDIARY
T-C Republic Square Mezzanine LLC	47-3091196	SUBSIDIARY
T-C Republic Square Owner LLC	47-2793452	SUBSIDIARY
The Flats Holding Company LLC	47-1379500	SUBSIDIARY
The Flats 130 DC Residential LLC	47-1347366	SUBSIDIARY
The Flats 140 DC Residential LLC	47-1363564	SUBSIDIARY
The Flats DC Grocery LLC	47-1367530	SUBSIDIARY
T-C JK I, LLC	46-4567368	SUBSIDIARY
Adeoti Empreendimentos Imobiliários Ltda		SUBSIDIARY
NR ECFRY		SUBSIDIARY
Adeoti Empreendimentos Imobiliários Ltda		SUBSIDIARY
T-C Lux Fund Holdings LLC	47-4095803	SUBSIDIARY
T-C Lux Investments Special Limited Partnership		SUBSIDIARY
European Cities Partnership SCSp		AFFILIATE
Global Real Estate Debt Partners – Fund I (UK)		SUBSIDIARY
T-C MV Member LLC	81-4583865	SUBSIDIARY
T-C M-T REIT LLC	81-4599024	SUBSIDIARY
T-C Mt. Ommaney Centre LLC	47-1828871	SUBSIDIARY
T-C Mt. Ommaney Centre Holding Company LLC	47-1954609	SUBSIDIARY
T-C Permian Investor LLC	82-1023309	SUBSIDIARY
T-C SBMC Joint Venture LLC	46-3007720	SUBSIDIARY
T-C SMA I, LLC	20-8309570	SUBSIDIARY
CPPIB-TIAA US Real Property Fund LP	20-8309587	SUBSIDIARY
C-T Shenandoah, LLC	20-8309622	SUBSIDIARY
T-C SMA 2, LLC	36-4620008	SUBSIDIARY
PennMuni-TIAA U.S. Real Estate Fund, LLC	36-4619998	SUBSIDIARY
T-C 526 Route 46 LLC	36-4620008	SUBSIDIARY
T-C Barton Springs LLC	26-2762767	SUBSIDIARY
T-C Century Plaza LLC	26-2719700	SUBSIDIARY
T-C Copley LLC	47-2569491	SUBSIDIARY
T-C Des Peres Corners LLC	27-4023559	SUBSIDIARY
T-C 800 17th Street NW Owner LLC	47-2724111	SUBSIDIARY
T-C RDC, LLC	46-3678318	SUBSIDIARY
T-C Scripps Ranch LLC	45-3525878	SUBSIDIARY
T-C Shoppes at Monarch Lakes LLC	27-3415834	SUBSIDIARY
T-C Uptown Apartments, LLC	46-4977129	SUBSIDIARY
T-C SMA III, LLC	27-258182	SUBSIDIARY
T-C The Edge at Flagler Village, LLC	81-2204918	SUBSIDIARY

(30) T-C Europe LP is ultimately controlled and owned entirely by TIAA, with 99% owned by TIAA and 1% owned by T-C Europe Holding, Inc.

(31) Roppenheim Outlet SNC (ROSNC) is ultimately controlled by TIAA via a 61.8% ownership of Neptune Property Venture S.à r.l., which owns Roppenheim Holding SAS (99.99% of ROSNC) Neptune Roppenheim Holding S.à r.l. (0.01%).

(32) Adeoti Empreendimentos Imobiliários Ltda is ultimately controlled and owned entirely by TIAA, with 51% of ownership with T-C JK I, LLC and 49% of ownership with T-C JK II, LLC

(11) European Cities Partnership SCSp is owned 29.8% by T-C Lux Investments Special Limited Partnership and 1% by European Cities Partnership (GP) S.à r.l.

(19) Global Real Estate Debt Partners – Fund I (UK) is controlled by TIAA, which owns 36.3%. T-C Lux Investments Special Limited Partnership, which is 100% owned by TIAA, owns 24.3%.

(33) CPPIB-TIAA US Real Property Fund LP is controlled by TIAA, which owns 50%. T-C SMA I, LLC, which is 100% owned by TIAA, is the General Partner and owns 1%.

STATEMENT AS OF JUNE 30, 2019 OF THE TIAA-CREF LIFE INSURANCE COMPANY

SCHEDULE Y - INFORMATION CONCERNING ACTIVITIES OF INSURER MEMBERS OF A HOLDING COMPANY GROUP

PART 1 - ORGANIZATIONAL CHART

LISTING 3 (CONTINUED):

COMPANY	FEIN	RELATIONSHIP	COMPANY	FEIN	RELATIONSHIP	COMPANY	FEIN	RELATIONSHIP
T-C UK RE Holdings I, LLC	81-2676934	SUBSIDIARY	TEFF Holdco LLC	81-2146865	SUBSIDIARY	TGA Barnes Canyon Life Science LLC	83-1851559	SUBSIDIARY
T-C UK RE Holdings II, LLC	81-2691474	SUBSIDIARY	TIAA European Farmland Fund GP LP	98-1310748	SUBSIDIARY	TGA Central Green LLC	83-3799476	SUBSIDIARY
Thurrock Retail Park Unit Trust		SUBSIDIARY	TIAA European Farmland Fund LP	98-1310748	SUBSIDIARY	TGA Connections at Athens Investor Member LLC	83-0780652	SUBSIDIARY
T-C UK RE Holdings III, LLC	81-3299073	SUBSIDIARY	TEFF Holding S.a.r.l		SUBSIDIARY	PEP-TH Athens, LLC	61-1892161	SUBSIDIARY
Thurrock Retail Park Unit Trust		SUBSIDIARY	TEFF Investments B.V.		SUBSIDIARY	PEP Athens, LLC	83-1011298	SUBSIDIARY
T-C U.S. Super Regional Mall Fund LP	47-3148337	SUBSIDIARY	Areal III Spolka z o.o.		SUBSIDIARY	TGA FC Investor Member LLC		SUBSIDIARY
SRMF Baybrook REIT LLC	83-0977309	SUBSIDIARY	Hodowla Zwierząt Zarodowych Choczewo Spolka z o.o.		SUBSIDIARY	Fenway Center Holding 1-2, LLC	82-2708488	SUBSIDIARY
SRMF Baybrook Investor TRS LLC	83-0990258	SUBSIDIARY	Hodowla Zwierząt Zarodowych Wierzychucino Spolka z o.o.		SUBSIDIARY	Fenway Center Owner 1-2, LLC	82-2708488	SUBSIDIARY
SRMF Baybrook Investor Member LLC	83-1015425	SUBSIDIARY	Hodowla Zwierząt Zarodowych Zarnowiec Spolka z o.o.		SUBSIDIARY	TGA European RE Holdings I, LLC	83-2810033	SUBSIDIARY
SRMF La Cantera REIT LLC		SUBSIDIARY	Dangro Invest SA		SUBSIDIARY	Eagle GP Co S.a.r.l.		SUBSIDIARY
SRMF La Cantera Investor Member LLC	83-1046807	SUBSIDIARY	AGRA Spolka z o.o.		SUBSIDIARY	Eagle Partnership SCSp		SUBSIDIARY
SRMF TMIC REIT LLC	83-1059934	SUBSIDIARY	AGAT Spolka z o.o.		SUBSIDIARY	Eagle JVCo S.a.r.l.		SUBSIDIARY
SRMF TMIC Investor Member LLC	83-1070532	SUBSIDIARY	AGRAMAX Spolka z o.o.		SUBSIDIARY	CB Krieau Dzwel GmbH		SUBSIDIARY
SRMF Town Square Investor Member LLC	81-4717093	SUBSIDIARY	AGRIFARM Spolka z o.o.		SUBSIDIARY	Viertel Zwei Entwicklung GmbH & Co Studenthouse KG		SUBSIDIARY
SRMF Town Square Venture LLC		SUBSIDIARY	AGRO - DUBLINY SP. z o.o.		SUBSIDIARY	Eagle Austria Holdings S.a.r.l.		SUBSIDIARY
SRMF Town Square Owner LLC		SUBSIDIARY	AGROSERVICE Spolka z o.o.		SUBSIDIARY	Viertel Zwei Entwicklung GmbH & Co Studenthouse KG		SUBSIDIARY
T-C Pearl Reit 2 LLC	47-4447657	SUBSIDIARY	AMAL Spolka z o.o.		SUBSIDIARY	Studenthouse Rua Manuel Pereira, S.A		SUBSIDIARY
T-C Waterford Blue Lagoon General Partner, LLC	47-5379777	SUBSIDIARY	CISY Spolka z o.o.		SUBSIDIARY	TGA MKP Member LLC	82-1169084	SUBSIDIARY
Waterford Blue Lagoon LP	47-5392075	SUBSIDIARY	KOLNO Spolka z o.o.		SUBSIDIARY	TGA MKP Venture LLC	82-1198745	SUBSIDIARY
T-C Waterford Blue Lagoon, LLC	47-5375805	SUBSIDIARY	MILKOWO Sp. Z o.o.		SUBSIDIARY	TGA MKP REIT LLC	82-1187131	SUBSIDIARY
Waterford Blue Lagoon LP		SUBSIDIARY	SEE-AGRO SP. z o.o.		SUBSIDIARY	TGA Japan Holdings LLC	81-3602072	SUBSIDIARY
Westland At Waterford REIT General Partner LLC	81-0779817	SUBSIDIARY	SATOPY Spolka z o.o.		SUBSIDIARY	TGA Japan Holdings Pte Ltd		SUBSIDIARY
Westland At Waterford REIT LP	47-5321319	SUBSIDIARY	Pszenrol SA		SUBSIDIARY	TGA Japan GK Holdings Pte Ltd		SUBSIDIARY
Westland At Waterford General Partner LLC	81-0722154	SUBSIDIARY	AGROLAND Spolka z o.o.		SUBSIDIARY	AGROLAND Spolka z o.o.		SUBSIDIARY
Westland At Waterford Operating LP	47-5580924	SUBSIDIARY	AGROPOL Spolka z o.o.		SUBSIDIARY	TGA Ginza115 TMK		SUBSIDIARY
Waterford Blue Lagoon REIT General Partner LLC		SUBSIDIARY	BUDUS Spolka z o.o.		SUBSIDIARY	TGA Ginza 115 Holdings Pte Ltd		SUBSIDIARY
Waterford Blue Lagoon REIT LP	47-5305678	SUBSIDIARY	CIESZYSLAW SP z o.o.		SUBSIDIARY	TGA Ginza115 TMK		SUBSIDIARY
5201-5301 Waterford General Partner LLC	47-5642524	SUBSIDIARY	FARMEX Spolka z o.o.		SUBSIDIARY	TGA Ginza115 ISH		SUBSIDIARY
5201-5301 Waterford Operating LP	47-5541032	SUBSIDIARY	JASIONNO Spolka z o.o.		SUBSIDIARY	TGA Montague Investor Member, LLC	81-4232788	SUBSIDIARY
5200 Waterford General Partner LLC	47-5672651	SUBSIDIARY	ROLA Spolka z o.o.		SUBSIDIARY	RCD TGA Pierrepont Partners LLC		SUBSIDIARY
5200 Waterford Operating LP	47-5498897	SUBSIDIARY	ROLPOL Spolka z o.o.		SUBSIDIARY	TGA Montrose Residences Investor Member, LLC	81-3542251	SUBSIDIARY
1000 Waterford General Partner LLC	81-0722154	SUBSIDIARY	ROLBUD Spolka z o.o.		SUBSIDIARY	TGA MS Self Storage Investor Member LLC	83-1916152	SUBSIDIARY
1000 Waterford Operating LP	47-5479437	SUBSIDIARY	SOBIERADZ Spolka z o.o.		SUBSIDIARY	Morningstar NRE Self Storage Portfolio LLC	83-2379583	SUBSIDIARY
703 Waterford General Partner LLC	47-5445045	SUBSIDIARY	TELYN SP. z o.o.		SUBSIDIARY	MSC Tallahassee, LLC		SUBSIDIARY
703 Waterford Operating LP	47-5471474	SUBSIDIARY	TOKARY Sp. z o.o.		SUBSIDIARY	MSC Carolinas, LLC		SUBSIDIARY
701 Waterford General Partner LLC	47-5405436	SUBSIDIARY	TURKUS SP. z o.o.		SUBSIDIARY	MSC Bentonville, LLC		SUBSIDIARY
701 Waterford Operating LP	47-5417563	SUBSIDIARY	WALCHIN SP. z o.o.		SUBSIDIARY	MSC Carolinas, LLC		SUBSIDIARY
Waterford Core General Partner LLC	81-0733012	SUBSIDIARY	WEZINY SP. z o.o.		SUBSIDIARY	MSC Dam Storage, LLC		SUBSIDIARY
Waterford Core Operating LP	47-5587163	SUBSIDIARY	ZIEMROL Spolka z o.o.		SUBSIDIARY	MSC Yorktown, LLC		SUBSIDIARY
Waterford Core REIT LP	82-2646233	SUBSIDIARY	LOZICE SP. z o.o.		SUBSIDIARY	MSC Greenhouse, LLC		SUBSIDIARY
Waterford Core REIT General Partner LLC	82-2631273	SUBSIDIARY	Adamas SA		SUBSIDIARY	MSC Midtown Atlanta, LLC		SUBSIDIARY
Waterford Core II General Partner LLC	82-2672297	SUBSIDIARY	AMIA SP. z o.o.		SUBSIDIARY	MSC Midtown Atlanta, LLC		SUBSIDIARY
Waterford Core II Operating LP	82-1645257	SUBSIDIARY	JAROSLAWSKO I SP. z o.o.		SUBSIDIARY	MSC South End, LLC		SUBSIDIARY
TGA 127-137 Franklin LLC	81-2769108	SUBSIDIARY	JAROSLAWSKO II SP. z o.o.		SUBSIDIARY	MSC MTP, LLC		SUBSIDIARY
TGA 299 Franklin LLC	81-3988795	SUBSIDIARY	OGARDY SP. z o.o.		SUBSIDIARY	MSC Peachtree, LLC		SUBSIDIARY
TGA 600 College Road LLC	83-2957526	SUBSIDIARY	OPAL SP z o.o.		SUBSIDIARY	MSC Evans Rd, LLC		SUBSIDIARY
TGA 730 Third Avenue LLC	82-4830474	SUBSIDIARY	Gospodarstwo Okopy Sp. z o.o.		SUBSIDIARY	MSC Spring Branch, LLC		SUBSIDIARY
TGA 3401 North Ashton Blvd LLC	82-2225812	SUBSIDIARY	Przedsiębiorstwo Rolne Okopy Sp. z o.o.		SUBSIDIARY	MSC Buda, LLC		SUBSIDIARY
TGA 3851 Grandpine Way LLC		SUBSIDIARY	Agrohop Bellice Sp. z o.o.		SUBSIDIARY	MSC Boerne, LLC		SUBSIDIARY
TGA APAC Fund Holdings, LLC		SUBSIDIARY	Agrohop Service Sp. z o.o.		SUBSIDIARY	MSC Spring Branch, LLC		SUBSIDIARY
Asia Pacific Cities Fund, FCP		SUBSIDIARY	Agrohop Bis Sp. z o.o.		SUBSIDIARY	MSC Highway 521 Storage, LLC		SUBSIDIARY
TGA Real Estate Fund Holdings, LLC		SUBSIDIARY			SUBSIDIARY	TGA NJAHP Investor Member LLC		SUBSIDIARY
Asia Pacific Cities Fund, FCP		SUBSIDIARY			SUBSIDIARY	NJAHP Preservation Associates JV LLC		SUBSIDIARY
						TGA Oak View Mail LLC	83-1934291	SUBSIDIARY
						TGA Pleasant Prairie Center LLC	83-3250233	SUBSIDIARY
						TGA Sandy Commerce Park LLC	83-2838932	SUBSIDIARY
						TGA Yorktown Trinity Groves LLC	83-0723201	SUBSIDIARY

(34) Thurrock Retail Park Unit Trust is ultimately controlled and owned entirely by TIAA with 99.5% owned by T-C UK RE Holdings III, LLC and 0.5% owned by T-C UK RE Holdings II, LLC.

(35) Waterford Blue Lagoon LP is controlled by TIAA, and partially owned indirectly by T-C Waterford Blue Lagoon LLC, which owns 50%, and T-C Waterford Blue Lagoon General Partner, LLC, which owns 1%.

(36) Asia Pacific Cities Fund, FCP is owned 38.6% by TGA APAC Fund Holdings, LLC and 38.6% by TGA Real Estate Fund Holdings, LLC

(4) TIAA European Farmland Fund GP LP is ultimately controlled and owned entirely by TIAA, with 50% owned by Nuveen Alternative Services, LLC and 50% owned by TEFF Holdco LLC

(37) Viertel Zwei Entwicklung GmbH & Co Studenthouse KG is controlled by TIAA, and partially owned indirectly by Eagle Austria Holdings S.a.r.l., which owns 94%, and CB Krieau Dzwel GmbH, which owns 6%.

(38) TGA Ginza115 TMK is ultimately controlled and owned entirely by TIAA, with 51% owned by TGA Japan GK Holdings Pte Ltd and 49% of owned by TGA Ginza 115 Holdings Pte Ltd.

STATEMENT AS OF JUNE 30, 2019 OF THE TIAA-CREF LIFE INSURANCE COMPANY

SCHEDULE Y - INFORMATION CONCERNING ACTIVITIES OF INSURER MEMBERS OF A HOLDING COMPANY GROUP  
PART 1 - ORGANIZATIONAL CHART

LISTING 3 (CONTINUED):

COMPANY	FEIN	RELATIONSHIP
12.7TGAM Agribusiness Fund LP	81-1994278	SUBSIDIARY
TGAM Agribusiness Fund Holdings LP	82-0646994	SUBSIDIARY
TGA SP-MPC Housing Investor Member LLC	83-2063402	SUBSIDIARY
TGA-SP Housing Venture I LLC	83-2147240	SUBSIDIARY
TGA SP-MPC Housing Venture I LLC	83-2123785	SUBSIDIARY
MPSP Ashwood MHC LLC	83-1869494	SUBSIDIARY
MPSP Ashwood Homes LLC	83-1869400	SUBSIDIARY
MPSP Center Grove MHC LLC	83-1076792	SUBSIDIARY
MPSP Center Grove Homes LLC	83-1088601	SUBSIDIARY
MPSP Fairlane Oaks MHC LLC	83-4241248	SUBSIDIARY
MPSP Fairlane Oaks Homes LLC	83-4260197	SUBSIDIARY
MPSP Fairlane Oaks Lender LLC	83-4283444	SUBSIDIARY
MPSP Lemon Tree MHC LLC	83-1205616	SUBSIDIARY
MPSP Lemon Tree Homes LLC	83-1213262	SUBSIDIARY
MPSP Mobile Gardens MHC LLC	83-1230714	SUBSIDIARY
MPSP Mobile Gardens Homes LLC	83-1230821	SUBSIDIARY
MPSP Shiloh MHC LLC	83-2700544	SUBSIDIARY
MPSP Shiloh Homes LLC	83-2700633	SUBSIDIARY
MPSP Shiloh Lender LLC	83-2725391	SUBSIDIARY
MPSP Stonegate MHC LLC		SUBSIDIARY
MPSP Stonegate Homes LLC		SUBSIDIARY
MPSP Stonegate Lender LLC		SUBSIDIARY
MPSP Windsong MHC LLC	83-2848324	SUBSIDIARY
MPSP Windsong Homes LLC	83-2848439	SUBSIDIARY
TIAA Administrative Services LLC	82-2826163	SUBSIDIARY
TIAA CLO I Ltd		SUBSIDIARY
TIAA CLO I LLC		SUBSIDIARY
TIAA CLO I Holding, LLC	84-1905731	SUBSIDIARY
TIAA CLO II Ltd		SUBSIDIARY
TIAA CLO II LLC		SUBSIDIARY
TIAA CLO II Holding, LLC	84-1921751	SUBSIDIARY
TIAA CLO III Ltd		SUBSIDIARY
TIAA CLO III LLC		SUBSIDIARY
TIAA CLO IV Ltd		SUBSIDIARY
TIAA CLO V Ltd		SUBSIDIARY
TIAA CMBS I, LLC	13-4173396	SUBSIDIARY
TIAA CMBS I Trust	13-4173396	SUBSIDIARY
TIAA Diversified Public Investments, LLC	47-4570655	SUBSIDIARY
TIAA FSB Holdings, Inc.	90-0615674	SUBSIDIARY
TIAA, FSB	59-3531592	SUBSIDIARY
AMC Holding, Inc.	59-3547521	SUBSIDIARY
Customerone Financial Network, Inc.	43-1823679	SUBSIDIARY
Business Property Lending, Inc.	36-1208070	SUBSIDIARY
Elite Lender Services, Inc.	61-1560018	SUBSIDIARY
Tygris Commercial Financial Group, Inc.	20-0716627	SUBSIDIARY
TIAA Commercial Finance, Inc.	26-2483629	SUBSIDIARY
TIAA GBS Holding LLC	81-1241294	SUBSIDIARY
TIAA GBS Singapore Holding Company Pte. Ltd		SUBSIDIARY
TIAA Global Business Services (India) Private Limited		SUBSIDIARY

COMPANY	FEIN	RELATIONSHIP
TIAA Global Ag Holdco LLC	27-5551198	SUBSIDIARY
Global Agriculture AIV (US) LLC	45-5044364	SUBSIDIARY
Global Ag Properties USA LLC	45-1531685	SUBSIDIARY
Loma del Rio Vineyards, LLC	80-0843991	SUBSIDIARY
Sugarloaf Vineyard, LLC	46-2577906	SUBSIDIARY
TIAA-CREF Global Agriculture LLC	27-5551341	SUBSIDIARY
Global AG Properties Australia Pty. Ltd		SUBSIDIARY
Global AG Properties Australia Trust		SUBSIDIARY
Nova Gaia Brasil Participaco Ltda.		SUBSIDIARY
Terraviva Brasil Participaco Ltda.		SUBSIDIARY
Tellus Brasil Participaco S.A.		SUBSIDIARY
Agrobio Investimentos e Participações S.A.		SUBSIDIARY
Cerpon Participações S.A.		SUBSIDIARY
Nova Ibiajara Propriedades Agrícolas S.A.		SUBSIDIARY
Tellus Bahia Propriedades Agrícolas Ltda.		SUBSIDIARY
Jatobá Propriedades Agrícolas Ltda.		SUBSIDIARY
Terra do Sol Propriedades Agrícolas S.A.		SUBSIDIARY
Terrainvest Propriedades Agrícolas S.A.		SUBSIDIARY
Tparone Participações S.A.		SUBSIDIARY
Tpartone Participações S.A.		SUBSIDIARY
Tpartwo Participações S.A.		SUBSIDIARY
Topertwo Agrícola S.A.		SUBSIDIARY
TIAA-CREF Global Agriculture BR, LLC	45-1502187	SUBSIDIARY
Nova Gaia Brasil Participaco Ltda.		SUBSIDIARY
Terraviva Brasil Participaco Ltda.		SUBSIDIARY
Global Agriculture II AIV (US) LLC	47-1063514	SUBSIDIARY
Global Ag Properties II USA LLC	47-1069783	SUBSIDIARY
TIAA-CREF Global Agriculture II LLC	47-0974399	SUBSIDIARY
Agrícola AG II Limitada		SUBSIDIARY
Global Ag II FFI LLC	47-3459636	SUBSIDIARY
Global AG Properties II Australia Pty. Ltd		SUBSIDIARY
Global AG Properties II Australia Trust		SUBSIDIARY
Global Ag Properties II New Zealand LP		SUBSIDIARY
Helios Brasil Participacoes, Ltda.		SUBSIDIARY
Janus Brasil Participacoes, S.A.		SUBSIDIARY
Iris Brasil Participaco Ltda.		SUBSIDIARY
Janus Brasil Participacoes, S.A.		SUBSIDIARY
AGW Empreendimentos e Participações S.A.		SUBSIDIARY
Araucaria Propriedades Agrícolas Ltda		SUBSIDIARY
Aroeira Propriedades Agrícolas Ltda		SUBSIDIARY
Carnauba Propriedades Agrícolas LTDA		SUBSIDIARY
Carvalho Propriedades Agrícolas LTDA		SUBSIDIARY
Cedro Propriedades Agrícolas Ltda		SUBSIDIARY
Companhia Agrícola Botucatu		SUBSIDIARY
Embauba Propriedades Agrícolas Ltda		SUBSIDIARY
Esus Brasil Participações S.A.		SUBSIDIARY
Itauba Propriedades Agrícolas Ltda		SUBSIDIARY
Jacaranda Propriedades Agrícolas LTDA		SUBSIDIARY

COMPANY	FEIN	RELATIONSHIP
TIAA Global Ag Holdco LLC (continued)		
Jequitibá Propriedades Agrícolas Ltda		SUBSIDIARY
Mangueira Propriedades Agrícolas LTDA		SUBSIDIARY
Oiti Propriedades Agrícolas Ltda		SUBSIDIARY
Samambala Propriedades Agrícolas Ltda		SUBSIDIARY
Seringueira Propriedades Agrícolas Ltda		SUBSIDIARY
Tapia Propriedades Agrícolas Ltda		SUBSIDIARY
TIAA-CREF Global Agriculture II BR, LLC	47-1062423	SUBSIDIARY
TIAA Global Equity Income, LLC	46-2860100	SUBSIDIARY
TIAA GTR HoldCo, LLC	46-3881813	SUBSIDIARY
Global Timber Resources LLC	46-3210500	SUBSIDIARY
Global Timber SA LLC	46-3909387	SUBSIDIARY
Global Timber International LLC	46-3899490	SUBSIDIARY
Global Timber Spain, SL		SUBSIDIARY
Forestal Monterrey Colombia SAS	98-1206384	SUBSIDIARY
Forestal GTR Chile Limitada		SUBSIDIARY
Global Timber Resources Colombia, S.A.S.		SUBSIDIARY
Monte Fresnos Asociacion Agraria de Responsabilidad LTDA		SUBSIDIARY
Monte Fresnos, S.A.		SUBSIDIARY
Taurion Asociacion Agraria de Responsabilidad LTDA		SUBSIDIARY
Taurion, S.A.		SUBSIDIARY
GT Europe Cooperatief U.A.		SUBSIDIARY
GTR Brasil Participacoes Ltda		SUBSIDIARY
Brasilwood Reforestamento S.A.		SUBSIDIARY
Brasilwood Terras Florestais S.A.		SUBSIDIARY
Khaya Woods Investimentos Florestais LTDA		SUBSIDIARY
Mamoneira Agropastoril S.A.		AFFILIATE
Jatoba Brasil Investimentos Florestais Ltda		SUBSIDIARY
Paineira Investimentos Florestais S.A.		SUBSIDIARY
EKO Topola Sp. z o.o.		SUBSIDIARY
Brusno Resort Sp. z o.o.		SUBSIDIARY
TIAA Infrastructure Investments, LLC	45-3479281	SUBSIDIARY
730 Interpark, LLC	81-5307354	SUBSIDIARY
Aquila Sonnet LP		AFFILIATE
A-30 Canadian Transport Inc.		SUBSIDIARY
1867 Infrastructure Holdings Inc.		SUBSIDIARY
ACS NA30 Holding Inc.		SUBSIDIARY
Iridium Nouvelle Autoroute 30 Inc.		SUBSIDIARY
Nouvelle Autoroute 30, s.e.n.c.		SUBSIDIARY
TORO/EPP II, LLC	30-0701953	AFFILIATE
I 595 Toll Road, LLC	38-3857916	SUBSIDIARY
I 595 Express, LLC	26-4139252	SUBSIDIARY
McCommas Bluff Holdings LLC		AFFILIATE
Dallas Clean Energy, LLC		AFFILIATE
Dallas Clean Energy McCommas Bluff, LLC		AFFILIATE
Energy Power Investment Company, LLC		SUBSIDIARY
EPP New Jersey Biogas, LLC		SUBSIDIARY
EPP New Jersey Solar, LLC		SUBSIDIARY
North American Sustainable Energy Fund GP, LLC	46-5268451	AFFILIATE
North American Sustainable Energy Manager, LLC	61-1734097	AFFILIATE

(18) Loma del Rio Vineyards, LLC is ultimately controlled and owned entirely by TIAA, with 45% owned by Premiere Agricultural Properties, LLC and 55% owned by Global Ag Properties USA, LLC.

(39) Nova Gaia Brasil Participaco Ltda. is owned 99.99% by TIAA-CREF Global Agriculture LLC and 0.01% by TIAA-CREF Global Agriculture BR, LLC.

(40) Tellus Brasil Participaco S.A. is owned 48.9% by Terraviva Brasil Participaco Ltda. and 0.47% by Nova Gaia Brasil Participaco Ltda.

(41) Terraviva Brasil Participaco Ltda. is owned 99.99% by Nova Gaia Brasil Participaco Ltda. and 0.01% by TIAA-CREF Global Agriculture BR, LLC.

(42) Janus Brasil Participacoes, S.A. is owned 48.9% by Iris Brasil Participaco Ltda. and 0.47% by Helios Brasil Participacoes, Ltda.

STATEMENT AS OF JUNE 30, 2019 OF THE TIAA-CREF LIFE INSURANCE COMPANY  
SCHEDULE Y - INFORMATION CONCERNING ACTIVITIES OF INSURER MEMBERS OF A HOLDING COMPANY GROUP  
PART 1 - ORGANIZATIONAL CHART

LISTING 3 (CONTINUED):

COMPANY	FEIN	RELATIONSHIP
TIAA Oil and Gas Investments, LLC	45-2665869	SUBSIDIARY
Actgas, LLC	45-1286237	SUBSIDIARY
Actoil Bakken, LLC	46-3410649	SUBSIDIARY
Triangle Petroleum Corp	98-0430762	AFFILIATE
Actoil Utica, LLC	46-3628993	SUBSIDIARY
TIAA Realty, LLC	11-3519531	SUBSIDIARY
T-C 77 Central LLC	81-0902394	SUBSIDIARY
T-C 680 Belleville LLC	47-2249307	SUBSIDIARY
T-C Port Northwest Development, LLC	46-2678242	SUBSIDIARY
TGA 70 Federal Street LLC	81-3961919	SUBSIDIARY
TIAA RFS, LLC	82-2885306	SUBSIDIARY
TIAA Advisory, LLC	82-2335773	SUBSIDIARY
TIAA-CREF Insurance Agency, LLC	20-2904312	SUBSIDIARY
TIAA SMA Strategies, LLC	81-2755014	SUBSIDIARY
TIAA-Stonepeak Investments I, LLC	45-3029655	SUBSIDIARY
Stonepeak Infrastructure Fund LP	38-3849546	AFFILIATE
TIAA-Stonepeak Investments II, LLC	45-3030923	SUBSIDIARY
Stonepeak GP Holdings LP	30-0696099	SUBSIDIARY
Stonepeak Associates, LLC		SUBSIDIARY
Stonepeak Advisors Holdings LLC	37-1645802	AFFILIATE
Stonepeak Advisors LLC		AFFILIATE
TIAA Super Regional Mall Member Sub, LLC	45-3164600	SUBSIDIARY
T-C Super Regional Mall Venture, LLC	45-3164764	SUBSIDIARY
T-C International Plaza REIT LLC	46-4623585	SUBSIDIARY
T-C International Plaza Investor GP LLC	46-4653326	SUBSIDIARY
T-C International Plaza Investor LP LLC	46-4680948	SUBSIDIARY
Tampa Westshore Associates Limited Partnership	38-3173536	AFFILIATE
T-C Las Vegas Retail REIT LLC	46-2713521	SUBSIDIARY
T-C Las Vegas Retail Investor LLC	46-2726147	SUBSIDIARY
Grand Canal Shoppes Holdings, LLC		AFFILIATE
T-C Midwest REIT, LLC	45-3165203	SUBSIDIARY
T-C Midwest Retail, LLC	45-2211957	SUBSIDIARY
CBL/T-C, LLC		SUBSIDIARY
T-C Montgomery Mall REIT, LLC	45-3164998	SUBSIDIARY
T-C Montgomery Mall, LLC	27-4117159	SUBSIDIARY
Montgomery Mall of Maryland, LLC	95-4658637	SUBSIDIARY
TIAA SynGas, LLC	45-1286386	SUBSIDIARY
730 Catsolar, LLC	13-1624203	SUBSIDIARY
Catalina Solar Lessee Holdco, LLC		SUBSIDIARY
Catalina Solar Lessee, LLC		SUBSIDIARY
SG Solutions, LLC	56-2492641	AFFILIATE
AE Investor II, LLC	27-0195010	SUBSIDIARY
TIAA Wind Investments, LLC	45-4486211	SUBSIDIARY
Capistrano Wind Partners, LLC	45-3743502	AFFILIATE
TIAA-CREF LPHC, LLC	20-8384004	SUBSIDIARY
TCAM DOF GP, LLC	26-3561391	SUBSIDIARY
TIAA-CREF Real Property Fund GP, LLC	46-1191236	SUBSIDIARY
TIAA-CREF Individual & Institutional Services, LLC	55-0856733	SUBSIDIARY
TIAA-CREF Redwood, LLC	20-5591124	SUBSIDIARY
TIAA Endowment & Philanthropic Services, LLC	20-5631854	SUBSIDIARY
CCAP GP, LLC	35-2429521	SUBSIDIARY
TIAA-CREF Tuition Financing, Inc.	13-4026557	SUBSIDIARY
TIAA Union Place Phase I, LLC	20-8892977	SUBSIDIARY
Union Place Phase I, LLC	20-8281443	SUBSIDIARY

COMPANY	FEIN	RELATIONSHIP
UK PPP Investments, LP		SUBSIDIARY
Wigg (Holdings) Limited		SUBSIDIARY
Wigg Investments Limited		SUBSIDIARY
Merseylink (Holdings) Limited		AFFILIATE
Merseylink (Finance) Limited		AFFILIATE
Merseylink Limited		AFFILIATE
Merseylink (Issuer) plc		AFFILIATE
U.S. Cities Retail Fund LP		SUBSIDIARY
U.S. Cities Retail Fund REIT LLC		SUBSIDIARY
U.S. Cities Retail Fund Operating GP LLC		SUBSIDIARY
U.S. Cities Retail Fund Operating LP		SUBSIDIARY
T-C 919 N. Michigan Avenue Retail, LLC	46-0750331	SUBSIDIARY
USCRF KRG JV Investor Member LLC		SUBSIDIARY
KRG – USCRF Retail Portfolio LLC		SUBSIDIARY
U.S. Core-Plus Real Estate Debt Fund LP	82-3988257	SUBSIDIARY
CRED REIT LLC	82-3760575	SUBSIDIARY
CRED REIT Holdco LLC	47-1938723	SUBSIDIARY
CRED REIT Holdco Seller LLC	83-2024014	SUBSIDIARY
CRED REIT Holdco TRS LLC	81-1392434	SUBSIDIARY
CRED Sawtelle LLC	83-2267896	SUBSIDIARY
CRED Slabtown LLC	83-3184088	SUBSIDIARY
CRED West Coast Industrial LLC	83-4107560	SUBSIDIARY
WRC Properties, LLC	51-0141732	SUBSIDIARY
Stichting Bewaarder Ziezia Fund		AFFILIATE

STATEMENT AS OF JUNE 30, 2019 OF THE TIAA-CREF LIFE INSURANCE COMPANY

SCHEDULE Y

PART 1A - DETAIL OF INSURANCE HOLDING COMPANY SYSTEM

1	2	3	4	5	6	7	8	9	10	11	12	13	14	15	16
Group Code	Group Name	NAIC Company Code	ID Number	Federal RSSD	CIK	Name of Securities Exchange if Publicly Traded (U.S. or International)	Names of Parent, Subsidiaries Or Affiliates	Domi-ciliary Location	Relation-ship to Reporting Entity	Directly Controlled by (Name of Entity/Person)	Type of Control (Ownership, Board, Management, Attorney-in-Fact, Influence, Other)	If Control is Owner-ship Provide Percen-tage	Ultimate Controlling Entity(ies)/Person(s)	Is an SCA Filing Re-quired? (Y/N)	*
			13-6110585	3792687			TIAA Board of Overseers	.NY	UIP					.N	
1216	Teachers Insurance and Annuity Association of America	69345	13-1624203	1607170	315038		Teachers Insurance and Annuity Association of America	.NY	UDP	TIAA Board of Overseers	Ownership	100.000	TIAA Board of Overseers	.N	
			45-2401857	4618298			730 Holdings, LLC	.DE	NIA	TIAA Board of Overseers	Ownership	100.000	TIAA Board of Overseers	.N	
			13-6022042		777535		College Retirement Equities Fund	.NY	NIA	CREF Board of Overseers	Board		CREF Board of Overseers	.N	
1216	Teachers Insurance and Annuity Association of America	60142	13-3917848	4314415	1429401		TIAA-CREF Life Insurance Company	.NY		Teachers Insurance and Annuity Association of America	Ownership	100.000	TIAA Board of Overseers	.N	
			47-1595484	4747826			Nuveen, LLC	.DE	DS	Teachers Insurance and Annuity Association of America	Ownership	100.000	TIAA Board of Overseers	.N	
			81-3407371	5042621			Nuveen Services, LLC	.DE	NIA	Nuveen, LLC	Ownership	100.000	TIAA Board of Overseers	.N	
			13-3905273	4599865			TIAA-CREF Asset Management, LLC	.DE	NIA	Nuveen, LLC	Ownership	100.000	TIAA Board of Overseers	.N	
			81-1272900	4952732			L&C Special Member Holdco, LLC	.DE	NIA	TIAA-CREF Asset Management, LLC	Ownership	100.000	TIAA Board of Overseers	.N	
			46-3889185	4866932			GTR Special Member Holdco LLC	.DE	NIA	TIAA-CREF Asset Management, LLC	Ownership	100.000	TIAA Board of Overseers	.N	
			13-3752992	4313230	923530		Teachers Personal Investors Services, Inc.	.DE	NIA	TIAA-CREF Asset Management, LLC	Ownership	100.000	TIAA Board of Overseers	.N	
			81-4374969				TIAA International GP LLC	.DE	NIA	TIAA-CREF Asset Management, LLC	Ownership	100.000	TIAA Board of Overseers	.N	
			13-3586142	4314303	887793		TIAA-CREF Investment Management, LLC	.DE	NIA	TIAA-CREF Asset Management, LLC	Ownership	100.000	TIAA Board of Overseers	.N	
			46-3870972	4716541			Nuveen Alternative Holdings, LLC	.DE	NIA	TIAA-CREF Asset Management, LLC	Ownership	100.000	TIAA Board of Overseers	.N	
			81-1467545	4974190			AGR Partners LLC	.DE	NIA	Nuveen Alternative Holdings, LLC	Ownership	100.000	TIAA Board of Overseers	.N	
			36-4853278				AGR Services LLC	.DE	NIA	Nuveen Alternative Holdings, LLC	Ownership	1.000	TIAA Board of Overseers	.N	100
			36-4853278				AGR Services LLC	.DE	NIA	AGR Partners LLC	Ownership	99.000	TIAA Board of Overseers	.N	100
							Nuveen Agribusiness Fund III GP, LLC	.DE	NIA	AGR Partners LLC	Ownership	100.000	TIAA Board of Overseers	.N	
			81-1870559	5010657			TGAM Agribusiness Fund GP LLC	.DE	NIA	AGR Partners LLC	Ownership	100.000	TIAA Board of Overseers	.N	
			45-5558395	4724096			Beaver Investments Holdings, LLC	.DE	NIA	Nuveen Alternative Holdings, LLC	Ownership	100.000	TIAA Board of Overseers	.N	
			80-0026976	4724108	1392090		GreenWood Resources, Inc.	.DE	NIA	Beaver Investments Holdings, LLC	Ownership	88.000	TIAA Board of Overseers	.N	
				4961006			Greenwood Resources Brasil, Ltda.	.BRA	NIA	GreenWood Resources, Inc.	Ownership	1.000	TIAA Board of Overseers	.N	200
			45-1875074	4724153			GreenWood Resources Capital Management, LLC	.DE	NIA	GreenWood Resources, Inc.	Ownership	100.000	TIAA Board of Overseers	.N	
			20-8501127	4868413			GTFP GP, LLC	.DE	NIA	GreenWood Resources, Inc.	Ownership	100.000	TIAA Board of Overseers	.N	
			20-8955976	4867863			GWR-GTFP Investment, LLC	.DE	NIA	GreenWood Resources, Inc.	Ownership	100.000	TIAA Board of Overseers	.N	
				4724144			GWR International Ltd.	.VGB	NIA	GreenWood Resources, Inc.	Ownership	100.000	TIAA Board of Overseers	.N	
			20-3188681	4724386			GWR China Ltd.	.VGB	NIA	GWR International Ltd.	Ownership	100.000	TIAA Board of Overseers	.N	
			98-0595429	4868338			GreenWood Resources China Ltd.	.HKG	NIA	GWR China Ltd.	Ownership	100.000	TIAA Board of Overseers	.N	
				4724377			GWR SA, Ltd.	.VGB	NIA	GWR International Ltd.	Ownership	100.000	TIAA Board of Overseers	.N	
				4724395			GreenWood Resources Chile, S.A.	.CHL	NIA	GreenWood Resources SA, Ltd.	Ownership	95.000	TIAA Board of Overseers	.N	
			98-1016332	4868392			GWR Europe Ltd.	.GBR	NIA	GWR International Ltd.	Ownership	100.000	TIAA Board of Overseers	.N	
			98-1016335	4868404			GreenWood Resources Poland sp Z.o.o.	.POL	NIA	GWR Europe Ltd.	Ownership	100.000	TIAA Board of Overseers	.N	
			47-4557075	4887580			GWR Property Management International, LLC	.DE	NIA	GreenWood Resources, Inc.	Ownership	100.000	TIAA Board of Overseers	.N	
										GWR Property Management International, LLC					
				4961006			Greenwood Resources Brasil, Ltda.	.BRA	NIA		Ownership	99.000	TIAA Board of Overseers	.N	200
										GWR Property Management International, LLC					
				4796600			GWR Uruguay S.A.	.URY	NIA		Ownership	100.000	TIAA Board of Overseers	.N	
							Greenwood Resources Colombia SAS	.COL	NIA	GreenWood Resources, Inc.	Ownership	100.000	TIAA Board of Overseers	.N	
			47-3158644	4844369			Churchill Asset Management LLC	.DE	NIA	Nuveen Alternative Holdings, LLC	Ownership	75.000	TIAA Board of Overseers	.N	
			36-4851864	5083688			CAM HR Resources LLC	.DE	NIA	Nuveen Alternative Holdings, LLC	Ownership	1.000	TIAA Board of Overseers	.N	300
			36-4851864	5083688			CAM HR Resources LLC	.DE	NIA	Churchill Asset Management LLC	Ownership	99.000	TIAA Board of Overseers	.N	300
			82-3187734				Churchill Agency Services LLC	.DE	NIA	Churchill Asset Management LLC	Ownership	75.000	TIAA Board of Overseers	.N	
							Churchill Feeder Fund GP II S.a.r.l.	.LUX	NIA	Churchill Asset Management LLC	Ownership	100.000	TIAA Board of Overseers	.N	
			83-1177850				Churchill Fund GP II LLC	.DE	NIA	Churchill Asset Management LLC	Ownership	100.000	TIAA Board of Overseers	.N	
			98-1449979				Churchill Fund GP II Sarl	.LUX	NIA	Churchill Asset Management LLC	Ownership	100.000	TIAA Board of Overseers	.N	
			82-0735838				Churchill Special Member LLC	.DE	NIA	Churchill Asset Management LLC	Ownership	100.000	TIAA Board of Overseers	.N	
			82-3784145				Churchill Warehouse LLC	.DE	NIA	Churchill Asset Management LLC	Ownership	100.000	TIAA Board of Overseers	.N	
							Nuveen Churchill Administration LLC	.DE	NIA	Churchill Asset Management LLC	Ownership	100.000	TIAA Board of Overseers	.N	
			81-1817732	5041615			TGAM Churchill Fund GP LLC	.DE	NIA	Churchill Asset Management LLC	Ownership	100.000	TIAA Board of Overseers	.N	
			45-5044435	4867658			Global AG AIV (CN) GP, LLC	.DE	NIA	Nuveen Alternative Holdings, LLC	Ownership	100.000	TIAA Board of Overseers	.N	
			45-5044681	4867667			Global Agriculture AIV (CN), LP	.DE	NIA	Global AG AIV (CN) GP, LLC	Management		TIAA Board of Overseers	.N	

STATEMENT AS OF JUNE 30, 2019 OF THE TIAA-CREF LIFE INSURANCE COMPANY

SCHEDULE Y  
PART 1A - DETAIL OF INSURANCE HOLDING COMPANY SYSTEM

1	2	3	4	5	6	7	8	9	10	11	12	13	14	15	16
Group Code	Group Name	NAIC Company Code	ID Number	Federal RSSD	CIK	Name of Securities Exchange if Publicly Traded (U.S. or International)	Names of Parent, Subsidiaries Or Affiliates	Domi-ciliary Location	Relation-ship to Reporting Entity	Directly Controlled by (Name of Entity/Person)	Type of Control (Ownership, Board, Management, Attorney-in-Fact, Influence, Other)	If Control is Owner-ship Provide Percen-tage	Ultimate Controlling Entity(ies)/Person(s)	Is an SCA Filing Re-quired? (Y/N)	*
			47-1192644	4753564			Global Ag II AIV GP LLC	DE	NIA	Nuveen Alternative Holdings, LLC	Ownership	100.000	TIAA Board of Overseers	N	
			47-1197292	4754776			Global Agriculture II AIV, LP	DE	NIA	Global Ag II AIV GP LLC	Management		TIAA Board of Overseers	N	
			47-1208275	4757030			Global Ag II US Corp.	DE	NIA	Global Agriculture II AIV, LP	Management		TIAA Board of Overseers	N	
			47-1069783	4755438			Global Ag Properties II USA LLC	DE	NIA	Global Ag II US Corp.	Management		TIAA Board of Overseers	N	
			81-3394580	5040560			Oakville 38 Vineyard, LLC	DE	NIA	Global Ag Properties II USA LLC	Management		TIAA Board of Overseers	N	
			47-3001338	4843308			Sugarloaf East Vineyard, LLC	DE	NIA	Global Ag Properties II USA LLC	Management		TIAA Board of Overseers	N	
			47-4945982	4904254			True Oak Napa Vineyard, LLC	DE	NIA	Global Ag Properties II USA LLC	Management		TIAA Board of Overseers	N	
			47-1208361	4866969			GTR Investor Fund GP LLC	DE	NIA	Nuveen Alternative Holdings, LLC	Ownership	100.000	TIAA Board of Overseers	N	
			83-2245173				NAP Investors GP, LLC	DE	NIA	Nuveen Alternative Holdings, LLC	Ownership	100.000	TIAA Board of Overseers	N	
							NCBDC Holdings LLC	DE	NIA	Nuveen Alternative Holdings, LLC	Ownership	100.000	TIAA Board of Overseers	N	
							Nuveen Churchill Advisors LLC	DE	NIA	NCBDC Holdings LLC	Ownership	100.000	TIAA Board of Overseers	N	
			45-4288013	4866941			Nuveen Alternatives Advisors, LLC	DE	NIA	Nuveen Alternative Holdings, LLC	Ownership	100.000	TIAA Board of Overseers	N	
							TPS Investors GP, LLC	DE	NIA	Nuveen Alternatives Advisors, LLC	Ownership	100.000	TIAA Board of Overseers	N	
			45-4288091	4801858			Nuveen Alternatives Services, LLC	DE	NIA	Nuveen Alternative Holdings, LLC	Ownership	100.000	TIAA Board of Overseers	N	
				5041697			GAP II NZ GP Limited	NZL	NIA	Nuveen Alternatives Services, LLC	Ownership	100.000	TIAA Board of Overseers	N	
			98-1310748	5041660			TIAA European Farmland Fund GP LP	CYM	NIA	Nuveen Alternatives Services, LLC	Ownership	50.000	TIAA Board of Overseers	N	400
			47-1515836	4802819			TCAS Global Investments LLC	DE	NIA	Nuveen Alternatives Services, LLC	Ownership	100.000	TIAA Board of Overseers	N	
							Nuveen Global Farmland Fund GP, LLC	DE	NIA	Nuveen Alternative Holdings, LLC	Ownership	100.000	TIAA Board of Overseers	N	
							Nuveen Global Farmland Fund, LP	DE	NIA	Nuveen Global Farmland Fund GP, LLC	Ownership	100.000	TIAA Board of Overseers	N	
							Nuveen Global Farmland Fund Lux, LP	DE	NIA	Nuveen Global Farmland Fund, LP	Ownership	100.000	TIAA Board of Overseers	N	
							Global Farmland US Holdco, LLC	DE	NIA	Nuveen Global Farmland Fund, LP	Ownership	100.000	TIAA Board of Overseers	N	
							Global Farmland US Properties, LLC	DE	NIA	Nuveen Global Farmland Fund, LP	Ownership	100.000	TIAA Board of Overseers	N	
							US Horticulture Farmland, LLC	DE	NIA	Global Farmland US Properties, LLC	Ownership	100.000	TIAA Board of Overseers	N	
							US Row Farmland, LLC	DE	NIA	Global Farmland US Properties, LLC	Ownership	100.000	TIAA Board of Overseers	N	
							US Viticulture Farmland, LLC	DE	NIA	Global Farmland US Properties, LLC	Ownership	100.000	TIAA Board of Overseers	N	
			26-2719001	4313155			Nuveen International Holdings LLC	DE	NIA	Nuveen Alternative Holdings, LLC	Ownership	100.000	TIAA Board of Overseers	N	
				4843296			Nuveen Australia Pty Ltd	AUS	NIA	Nuveen International Holdings LLC	Ownership	100.000	TIAA Board of Overseers	N	
							Nuveen Canada Company	CAN	NIA	Nuveen International Holdings LLC	Ownership	100.000	TIAA Board of Overseers	N	
				4781688			Nuveen Investments Canada Co.	CAN	NIA	Nuveen International Holdings LLC	Ownership	100.000	TIAA Board of Overseers	N	
							Nuveen Japan Co., Limited	JPN	NIA	Nuveen International Holdings LLC	Ownership	100.000	TIAA Board of Overseers	N	
				5040579			Nuveen UK, Limited	GBR	NIA	Nuveen International Holdings LLC	Ownership	100.000	TIAA Board of Overseers	N	
			81-4349631	5079083			TGAM Subsidiary HC LLC	DE	NIA	Nuveen International Holdings LLC	Ownership	100.000	TIAA Board of Overseers	N	
			81-4290269	5079104			TGAM APAC LLC	DE	NIA	TGAM Subsidiary HC LLC	Ownership	33.300	TIAA Board of Overseers	N	500
			81-4323796	5083718			TGAM HK HC LLC	DE	NIA	TGAM APAC LLC	Ownership	25.000	TIAA Board of Overseers	N	600
				4908355			Nuveen Hong Kong Limited	HKG	NIA	TGAM HK HC LLC	Ownership	100.000	TIAA Board of Overseers	N	
			81-4306975	5079113			TGAM Asia LLC	DE	NIA	TGAM Subsidiary HC LLC	Ownership	33.300	TIAA Board of Overseers	N	700
			81-4323796	5083718			TGAM HK HC LLC	DE	NIA	TGAM Asia LLC	Ownership	25.000	TIAA Board of Overseers	N	600
			81-4499397	5079122			TIAA International APAC LLC	DE	NIA	TGAM Subsidiary HC LLC	Ownership	33.300	TIAA Board of Overseers	N	800
			81-4323796	5083718			TGAM HK HC LLC	DE	NIA	TIAA International APAC LLC	Ownership	25.000	TIAA Board of Overseers	N	600
			81-4359164	5079131			TIAA International Asia LLC	DE	NIA	TGAM Subsidiary HC LLC	Ownership	33.300	TIAA Board of Overseers	N	900
			81-4323796	5083718			TGAM HK HC LLC	DE	NIA	TIAA International Asia LLC	Ownership	25.000	TIAA Board of Overseers	N	600
			81-4390558	5079092			TIAA International Subsidiary HC LLC	DE	NIA	Nuveen International Holdings LLC	Ownership	100.000	TIAA Board of Overseers	N	
			81-4290269	5079104			TGAM APAC LLC	DE	NIA	TIAA International Subsidiary HC LLC	Ownership	33.300	TIAA Board of Overseers	N	500
			81-4306975	5079113			TGAM Asia LLC	DE	NIA	TIAA International Subsidiary HC LLC	Ownership	33.300	TIAA Board of Overseers	N	700
			81-4499397	5079122			TIAA International APAC LLC	DE	NIA	TIAA International Subsidiary HC LLC	Ownership	33.300	TIAA Board of Overseers	N	800
			81-4359164	5079131			TIAA International Asia LLC	DE	NIA	TIAA International Subsidiary HC LLC	Ownership	33.300	TIAA Board of Overseers	N	900
			81-4290269	5079104			TGAM APAC LLC	DE	NIA	Nuveen International Holdings LLC	Ownership	33.300	TIAA Board of Overseers	N	500
			81-4306975	5079113			TGAM Asia LLC	DE	NIA	Nuveen International Holdings LLC	Ownership	33.300	TIAA Board of Overseers	N	700
			81-4499397	5079122			TIAA International APAC LLC	DE	NIA	Nuveen International Holdings LLC	Ownership	33.300	TIAA Board of Overseers	N	800
			81-4359164	5079131			TIAA International Asia LLC	DE	NIA	Nuveen International Holdings LLC	Ownership	33.300	TIAA Board of Overseers	N	900
			46-5367344	4747170			TCGA BT AIV, LLC	DE	NIA	Nuveen Alternative Holdings, LLC	Ownership	100.000	TIAA Board of Overseers	N	
			45-5139523	4867368			TCGA Investor Fund GP, LLC	DE	NIA	Nuveen Alternative Holdings, LLC	Ownership	100.000	TIAA Board of Overseers	N	
			47-3511076	4843278			TCGA II Investor Fund GP, LLC	DE	NIA	Nuveen Alternative Holdings, LLC	Ownership	100.000	TIAA Board of Overseers	N	
			47-3126089	4847388			T-C U.S. Super Regional Mall Fund GP LLC	DE	NIA	Nuveen Alternative Holdings, LLC	Ownership	100.000	TIAA Board of Overseers	N	



SCHEDULE Y  
PART 1A - DETAIL OF INSURANCE HOLDING COMPANY SYSTEM

1	2	3	4	5	6	7	8	9	10	11	12	13	14	15	16
Group Code	Group Name	NAIC Company Code	ID Number	Federal RSSD	CIK	Name of Securities Exchange if Publicly Traded (U.S. or International)	Names of Parent, Subsidiaries Or Affiliates	Domi-ciliary Location	Relation-ship to Reporting Entity	Directly Controlled by (Name of Entity/Person)	Type of Control (Ownership, Board, Management, Attorney-in-Fact, Influence, Other)	If Control is Owner-ship Provide Percen-tage	Ultimate Controlling Entity(ies)/Person(s)	Is an SCA Filing Re-quired? (Y/N)	*
			81-4330570 06-1217855	4680325			TGAM International GP LLC Nuveen Real Estate Property Holdings L.L.C.	DE DE	NIA NIA	Nuveen Alternative Holdings, LLC Nuveen Alternative Holdings, LLC Nuveen Real Estate Property Holdings L.L.C.	Ownership Ownership	100.000 100.000	TIAA Board of Overseers TIAA Board of Overseers	N N	
			06-1384746	4900359			Casa Grande Investments I, LLC	DE	NIA	Nuveen Real Estate Property Holdings L.L.C.	Ownership	100.000	TIAA Board of Overseers	N	
			01-0588041	4900386			Casa Grande Investments II, LP	IL	NIA	Nuveen Real Estate Property Holdings L.L.C.	Ownership	100.000	TIAA Board of Overseers	N	
			30-0794692	4683559			Casa Partners VI GP, LLC	DE	NIA	Nuveen Real Estate Property Holdings L.L.C.	Ownership	100.000	TIAA Board of Overseers	N	
			47-5190671	4912772			Casa Partners VII GP, LLC	DE	NIA	Nuveen Real Estate Property Holdings L.L.C.	Ownership	100.000	TIAA Board of Overseers	N	
			82-4363605				CASA Partners VIII GP, LLC	DE	NIA	Nuveen Real Estate Property Holdings L.L.C.	Ownership	100.000	TIAA Board of Overseers	N	
			36-4477806	4681797			Global Investors GP, L.L.C.	DE	NIA	Nuveen Real Estate Property Holdings L.L.C.	Ownership	100.000	TIAA Board of Overseers	N	
			20-2537749	4681809			Global Investors GP II, L.L.C.	DE	NIA	Nuveen Real Estate Property Holdings L.L.C.	Ownership	100.000	TIAA Board of Overseers	N	
			20-3070768	4681818			Global Investors GP IV, L.L.C. Nuveen Real Estate NYC Property Fund GP Member LLC	DE DE	NIA NIA	Nuveen Real Estate Property Holdings L.L.C.	Ownership	100.000	TIAA Board of Overseers	N	
			82-4266474				Nuveen Alternative Holdings, LLC Nuveen Real Estate NYC Property Fund GP Member LLC	DE	NIA	Nuveen Alternative Holdings, LLC Nuveen Real Estate NYC Property Fund GP Member LLC	Ownership	100.000	TIAA Board of Overseers	N	
			82-4213248				New York City Property Fund GP LLC	DE	NIA	Member LLC	Ownership	50.000	TIAA Board of Overseers	N	
			83-2335230				New York City Property Fund (T) LP	DE	NIA	New York City Property Fund GP LLC	Ownership	100.000	TIAA Board of Overseers	N	
			83-4678924				NYC Property Fund (T) Blocker 1, LLC	DE	NIA	New York City Property Fund (T) LP	Ownership	100.000	TIAA Board of Overseers	N	
			82-4183425				New York City Property Fund LP	DE	NIA	New York City Property Fund GP LLC	Ownership	100.000	TIAA Board of Overseers	N	
			83-4671194				NYC Property Fund Pooling LP	DE	NIA	New York City Property Fund LP	Ownership	100.000	TIAA Board of Overseers	N	
			83-4653622				NYC Property Fund SPV 1 LLC	DE	NIA	NYC Property Fund Pooling LP	Ownership	100.000	TIAA Board of Overseers	N	
			83-4701919				NYC Property Fund SPV 2 LLC	DE	NIA	NYC Property Fund Pooling LP	Ownership	100.000	TIAA Board of Overseers	N	
			81-4262460	5079074			Nuveen Real Estate Global LLC Nuveen Real Estate Global Cities Advisors LLC	DE DE	NIA NIA	Nuveen Alternative Holdings, LLC	Ownership	100.000	TIAA Board of Overseers	N	
			82-3426937				Nuveen Global Investments LLC	DE	NIA	Nuveen Real Estate Global LLC	Ownership	100.000	TIAA Board of Overseers	N	
			26-2748598	4601487			Nuveen GP Holding Company LLC	DE	NIA	Nuveen Real Estate Global LLC	Ownership	100.000	TIAA Board of Overseers	N	
			82-2986445				Nuveen CRED GP Member LLC	DE	NIA	Nuveen Real Estate Global LLC	Ownership	100.000	TIAA Board of Overseers	N	
			82-4598778				CRED GP LLC	DE	NIA	Nuveen GP Holding Company LLC	Ownership	100.000	TIAA Board of Overseers	N	
			82-3751720				U.S. Cities Retail Fund GP LLC	DE	NIA	Nuveen GP Holding Company LLC	Ownership	100.000	TIAA Board of Overseers	N	
			82-4054235				U.S. Cities Multifamily Fund GP LLC	DE	NIA	Nuveen GP Holding Company LLC	Ownership	100.000	TIAA Board of Overseers	N	
							U.S. Cities Multifamily Fund LP	DE	NIA	U.S. Cities Multifamily Fund GP LLC	Ownership	100.000	TIAA Board of Overseers	N	
							U.S. Cities Multifamily Fund REIT LLC	DE	NIA	U.S. Cities Multifamily Fund LP	Ownership	100.000	TIAA Board of Overseers	N	
							U.S. Cities Multifamily Fund Operating GP LLC	DE	NIA	U.S. Cities Multifamily Fund REIT LLC	Ownership	100.000	TIAA Board of Overseers	N	
							U.S. Cities Multifamily Fund Operating LP	DE	NIA	U.S. Cities Multifamily Fund REIT LLC	Ownership	100.000	TIAA Board of Overseers	N	
			83-2344355				USCMF Avion on Legacy LLC	DE	NIA	U.S. Cities Multifamily Fund Operating LP	Ownership	100.000	TIAA Board of Overseers	N	
			83-2434879				USCMF Boulder Creek LLC	DE	NIA	U.S. Cities Multifamily Fund Operating LP	Ownership	100.000	TIAA Board of Overseers	N	
			83-2486856				USCMF District at Washington LLC	DE	NIA	U.S. Cities Multifamily Fund Operating LP	Ownership	100.000	TIAA Board of Overseers	N	
			83-2447368				USCMF Gramercy at Buckhead LLC	DE	NIA	U.S. Cities Multifamily Fund Operating LP	Ownership	100.000	TIAA Board of Overseers	N	
			83-2531960				USCMF Marshall Park LLC	DE	NIA	U.S. Cities Multifamily Fund Operating LP	Ownership	100.000	TIAA Board of Overseers	N	
			83-2409099				USCMF Metro 112 LLC	DE	NIA	U.S. Cities Multifamily Fund Operating LP	Ownership	100.000	TIAA Board of Overseers	N	
			83-2422984				USCMF Stoneledge LLC	DE	NIA	U.S. Cities Multifamily Fund Operating LP	Ownership	100.000	TIAA Board of Overseers	N	
			83-2515243				USCMF The Matisse LLC	DE	NIA	U.S. Cities Multifamily Fund Operating LP	Ownership	100.000	TIAA Board of Overseers	N	
			83-2459693				USCMF The Reserve at Tysons Corner LLC	DE	NIA	U.S. Cities Multifamily Fund Operating LP	Ownership	100.000	TIAA Board of Overseers	N	
			81-5466713	5157909			Nuveen Permian Investor Asset Manager Member LLC	DE	NIA	Nuveen Real Estate Global LLC	Ownership	100.000	TIAA Board of Overseers	N	

SCHEDULE Y  
PART 1A - DETAIL OF INSURANCE HOLDING COMPANY SYSTEM

1	2	3	4	5	6	7	8	9	10	11	12	13	14	15	16
Group Code	Group Name	NAIC Company Code	ID Number	Federal RSSD	CIK	Name of Securities Exchange if Publicly Traded (U.S. or International)	Names of Parent, Subsidiaries Or Affiliates	Domi-ciliary Location	Relation-ship to Reporting Entity	Directly Controlled by (Name of Entity/Person)	Type of Control (Ownership, Board, Management, Attorney-in-Fact, Influence, Other)	If Control is Owner-ship Provide Percen-tage	Ultimate Controlling Entity(ies)/Person(s)	Is an SCA Filing Re-quired? (Y/N)	*
			82-0631410				Permian Investor Asset Manager LLC	.DE	NIA	Nuveen Permian Investor Asset Manager	Ownership	50.000	TIAA Board of Overseers	.N	
			82-0607358	5137929			Nuveen Permian Investor GP Member LLC	.DE	NIA	Nuveen Real Estate Global LLC	Ownership	100.000	TIAA Board of Overseers	.N	
			81-5433582	5140303			Permian Investor GP LLC	.DE	NIA	Nuveen Permian Investor GP Member LLC	Ownership	50.000	TIAA Board of Overseers	.N	
			98-1162850	4617620			TIAA International Holdings 1 Limited	.GBR	NIA	Nuveen Real Estate Global LLC	Ownership	100.000	TIAA Board of Overseers	.N	
			98-1163394	4617639			TIAA International Holdings 2 Limited	.GBR	NIA	Nuveen Real Estate Global LLC	Ownership	100.000	TIAA Board of Overseers	.N	
			98-1163894	4618074			TIAA International Holdings 3 Limited	.GBR	NIA	TIAA International Holdings 2 Limited	Ownership	100.000	TIAA Board of Overseers	.N	
			98-1125673	4617705			Nuveen Real Estate Limited	.GBR	NIA	TIAA International Holdings 3 Limited	Ownership	99.000	TIAA Board of Overseers	.N	1000
			98-1125673	4617705			Nuveen Real Estate Limited	.GBR	NIA	TIAA International Holdings 1 Limited	Ownership	1.000	TIAA Board of Overseers	.N	1000
			98-1127648	4618195			Nuveen Administration Ltd	.GBR	NIA	Nuveen Real Estate Limited	Ownership	100.000	TIAA Board of Overseers	.N	
			98-1128905	4618216			Nuveen Europe Holdings Limited	.GBR	NIA	Nuveen Real Estate Limited	Ownership	100.000	TIAA Board of Overseers	.N	
				4715955			Henderson European Retail Property Fund Management Sarl	.LUX	NIA	Nuveen Europe Holdings Limited	Ownership	94.900	TIAA Board of Overseers	.N	
							Nuveen Alternatives Europe S.à.r.l	.LUX	NIA	Nuveen Europe Holdings Limited	Ownership	100.000	TIAA Board of Overseers	.N	
							Nuveen Asset Management Europe S.à.r.l	.LUX	NIA	Nuveen Europe Holdings Limited	Ownership	100.000	TIAA Board of Overseers	.N	
				4715937			Nuveen Fund (Europe) Management Sarl	.LUX	NIA	Nuveen Europe Holdings Limited	Ownership	100.000	TIAA Board of Overseers	.N	
				4716756			Nuveen Fund Management (Jersey) Limited	.JEY	NIA	Nuveen Europe Holdings Limited	Ownership	100.000	TIAA Board of Overseers	.N	
							Nuveen Fund Management Vanquish (Jersey) Limited	.JEY	NIA	Nuveen Fund Management (Jersey) Limited	Ownership	100.000	TIAA Board of Overseers	.N	
				4841331			Nuveen Fund Management Vanquish II (Jersey) Limited	.JEY	NIA	Nuveen Fund Management (Jersey) Limited	Ownership	100.000	TIAA Board of Overseers	.N	
				4841322			Asia Pacific Cities Management Sarl	.LUX	NIA	Nuveen Europe Holdings Limited	Ownership	100.000	TIAA Board of Overseers	.N	
				4715964			Nuveen Management AIFM Limited	.GBR	NIA	Nuveen Europe Holdings Limited	Ownership	100.000	TIAA Board of Overseers	.N	
				4716774			Nuveen Management Company (Luxembourg) No 1 Sarl	.LUX	NIA	Nuveen Europe Holdings Limited	Ownership	94.900	TIAA Board of Overseers	.N	
				4716765			Nuveen Property Management (Jersey) Limited	.JEY	NIA	Nuveen Europe Holdings Limited	Ownership	100.000	TIAA Board of Overseers	.N	
			98-1128787	4618243			Nuveen FCACO Ltd	.GBR	NIA	Nuveen Real Estate Limited	Ownership	100.000	TIAA Board of Overseers	.N	
				4716783			Nuveen Real Estate Management Ltd	.GBR	NIA	Nuveen FCACO Ltd	Ownership	100.000	TIAA Board of Overseers	.N	
				4716868			Nuveen Shopping Centre Verwaltungs GmbH	.DEU	NIA	Nuveen Real Estate Management Ltd	Ownership	100.000	TIAA Board of Overseers	.N	
			98-0582851	4313182			TIAA-CREF Asset Management UK Limited	.GBR	NIA	Nuveen FCACO Ltd	Ownership	100.000	TIAA Board of Overseers	.N	
			98-1127632	4618261			Nuveen Group Holdings Ltd	.GBR	NIA	Nuveen Real Estate Limited	Ownership	100.000	TIAA Board of Overseers	.N	
				4715900			AREFM (BVI) Limited		NIA	Nuveen Group Holdings Ltd	Influence		TIAA Board of Overseers	.N	
				4715311			CLOF II (GP) Limited	.GBR	NIA	Nuveen Group Holdings Ltd	Ownership	100.000	TIAA Board of Overseers	.N	
				5154010			CLOF II Vanquish Limited	.JEY	NIA	CLOF II (GP) Limited	Ownership	100.000	TIAA Board of Overseers	.N	
				4715263			CLOF II (No 1 GP) Limited	.GBR	NIA	Nuveen Group Holdings Ltd	Ownership	100.000	TIAA Board of Overseers	.N	
				4841304			CLOF II (No1 Nominee) Limited	.GBR	NIA	CLOF II (No 1 GP) Limited	Ownership	100.000	TIAA Board of Overseers	.N	
				4715281			CLOF II (No 2 GP) Limited	.GBR	NIA	Nuveen Group Holdings Ltd	Ownership	100.000	TIAA Board of Overseers	.N	
			98-1165678	4715302			CLOF II (No 3 GP) Limited	.GBR	NIA	Nuveen Group Holdings Ltd	Ownership	100.000	TIAA Board of Overseers	.N	
				4908328			Enhanced Debt Carry (GP) Sarl	.LUX	NIA	Nuveen Group Holdings Ltd	Ownership	100.000	TIAA Board of Overseers	.N	
				4971863			Enhanced Debt Carry SCSp	.LUX	NIA	Enhanced Debt Carry (GP) Sarl	Ownership	100.000	TIAA Board of Overseers	.N	
				5147003			ERES APAC II (GP) S.à.r.l	.LUX	NIA	Nuveen Group Holdings Ltd	Ownership	100.000	TIAA Board of Overseers	.N	
				4949116			European Cities Partnership (GP) S.a.r.l.	.LUX	NIA	Nuveen Group Holdings Ltd	Ownership	100.000	TIAA Board of Overseers	.N	
							European Cities Partnership SCSp	.LUX	NIA	European Cities Partnership (GP) S.a.r.l.	Influence		TIAA Board of Overseers	.N	1100
				4715227			Henderson Joint Ventures Property Funds Management Sarl	.LUX	NIA	Nuveen Group Holdings Ltd	Ownership	100.000	TIAA Board of Overseers	.N	
				4841247			Islazul General Partner Sarl	.LUX	NIA	Nuveen Group Holdings Ltd	Ownership	100.000	TIAA Board of Overseers	.N	
				4715245			Matador LP General Partner Limited	.GBR	NIA	Nuveen Group Holdings Ltd	Ownership	100.000	TIAA Board of Overseers	.N	
				4715366			Nuveen Beteiligung Verwaltungs GmbH	.DEU	NIA	Nuveen Group Holdings Ltd	Ownership	100.000	TIAA Board of Overseers	.N	
				4715898			Nuveen Immobilien GmbH	.DEU	NIA	Nuveen Group Holdings Ltd	Influence		TIAA Board of Overseers	.N	
							Anglo-Sino Henderson Investment Consultancy (Beijing) Co Limited	.CHN	NIA	Nuveen Group Holdings Ltd	Ownership	100.000	TIAA Board of Overseers	.N	
				4844015			Nuveen Consulting (Shanghai) Co Ltd	.CHN	NIA	Nuveen Group Holdings Ltd	Ownership	100.000	TIAA Board of Overseers	.N	
				4912763			Nuveen Consulting (Shanghai) Co Ltd	.CHN	NIA	Nuveen Group Holdings Ltd	Ownership	100.000	TIAA Board of Overseers	.N	
				4715357			Nuveen Management Austria GmbH	.AUT	NIA	Nuveen Group Holdings Ltd	Ownership	65.000	TIAA Board of Overseers	.N	

SCHEDULE Y  
PART 1A - DETAIL OF INSURANCE HOLDING COMPANY SYSTEM

1	2	3	4	5	6	7	8	9	10	11	12	13	14	15	16
Group Code	Group Name	NAIC Company Code	ID Number	Federal RSSD	CIK	Name of Securities Exchange if Publicly Traded (U.S. or International)	Names of Parent, Subsidiaries Or Affiliates	Domi-ciliary Location	Relation-ship to Reporting Entity	Directly Controlled by (Name of Entity/Person)	Type of Control (Ownership, Board, Management, Attorney-in-Fact, Influence, Other)	If Control is Owner-ship Provide Percen-tage	Ultimate Controlling Entity(ies)/Person(s)	Is an SCA Filing Re-quired? (Y/N)	*
				4841256			Nuveen Management Finland Oy	.FIN	NIA	Nuveen Group Holdings Ltd	Ownership	100.000	TIAA Board of Overseers	.N	
							Nuveen Real Estate Debt Partners (GP) Sarl	.LUX	NIA	Nuveen Group Holdings Ltd	Ownership	100.000	TIAA Board of Overseers	.N	
				5134816			Nuveen Real Estate Debt Partners II (GP) S.à.r.l	.LUX	NIA	Nuveen Group Holdings Ltd	Ownership	100.000	TIAA Board of Overseers	.N	
							Global Real Estate Debt Partners Fund II (UK) SCSp	.LUX	NIA	Nuveen Real Estate Debt Partners II (GP) S.à.r.l	Influence		TIAA Board of Overseers	.N	1200
				4715348			Nuveen Real Estate Nominees Limited	.GBR	NIA	Nuveen Group Holdings Ltd	Ownership	100.000	TIAA Board of Overseers	.N	
				4715919			Nuveen Singapore Private Limited	.SGP	NIA	Nuveen Group Holdings Ltd	Ownership	100.000	TIAA Board of Overseers	.N	
				4715254			OMP (GP) Limited	.GBR	NIA	Nuveen Group Holdings Ltd	Ownership	100.000	TIAA Board of Overseers	.N	
				4901235			T-C Lux Investments GP Sarl	.LUX	NIA	Nuveen Group Holdings Ltd	Ownership	100.000	TIAA Board of Overseers	.N	
				4841265			Nuveen Real Estate (Australia) Ltd.	.AUS	NIA	Nuveen Group Holdings Ltd	Ownership	100.000	TIAA Board of Overseers	.N	
				4715236			Nuveen (France) SAS	.FRA	NIA	Nuveen Group Holdings Ltd	Ownership	100.000	TIAA Board of Overseers	.N	
							TH Real Estate Limited	.GBR	NIA	Nuveen Group Holdings Ltd	Ownership	100.000	TIAA Board of Overseers	.N	
				4908337			TH Real Estate PELV GP Sarl	.LUX	NIA	Nuveen Group Holdings Ltd	Ownership	100.000	TIAA Board of Overseers	.N	
							Nuveen Corporate Secretarial Services Limited	.GBR	NIA	Nuveen Group Holdings Ltd	Ownership	100.000	TIAA Board of Overseers	.N	
				4747059				.GBR	NIA	Nuveen Group Holdings Ltd	Ownership	100.000	TIAA Board of Overseers	.N	
				4901244			Nuveen Italy Srl	.ITA	NIA	Nuveen Group Holdings Ltd	Ownership	100.000	TIAA Board of Overseers	.N	
				4747152			Nuveen Operations Limited	.GBR	NIA	Nuveen Group Holdings Ltd	Ownership	100.000	TIAA Board of Overseers	.N	
			98-1014834	4617675			TIAA-CREF Luxembourg S.à.r.l.	.LUX	NIA	Nuveen Group Holdings Ltd	Ownership	100.000	TIAA Board of Overseers	.N	
							Tokyo Multifamily GP PTE Ltd	.LUX	NIA	Nuveen Group Holdings Ltd	Ownership	100.000	TIAA Board of Overseers	.N	
				4715272			UK OM (LP1) (GP) Limited	.GBR	NIA	Nuveen Group Holdings Ltd	Ownership	100.000	TIAA Board of Overseers	.N	
				4841292			UK OM (LP1) Limited	.GBR	NIA	UK OM (LP1) (GP) Limited	Ownership	100.000	TIAA Board of Overseers	.N	
				4715290			UK OM (LP2) (GP) Limited	.GBR	NIA	Nuveen Group Holdings Ltd	Ownership	100.000	TIAA Board of Overseers	.N	
				4841283			UK OM (LP2) Limited	.GBR	NIA	UK OM (LP2) (GP) Limited	Ownership	100.000	TIAA Board of Overseers	.N	
				4715320			UK OM (LP3) (GP) Limited	.GBR	NIA	Nuveen Group Holdings Ltd	Ownership	100.000	TIAA Board of Overseers	.N	
				4841274			UK OM (LP3) Limited	.GBR	NIA	UK OM (LP3) (GP) Limited	Ownership	100.000	TIAA Board of Overseers	.N	
							Nuveen Real Estate U.S. Strategic Industrial Fund I GP, LLC	.DE	NIA	Nuveen Alternative Holdings, LLC	Ownership	100.000	TIAA Board of Overseers	.N	
			81-2388576	5193381				.DE	NIA	Nuveen Alternative Holdings, LLC	Ownership	100.000	TIAA Board of Overseers	.N	
			45-1532009	4801867			TIAA Global Ag Special Member LLC	.DE	NIA	Nuveen Alternative Holdings, LLC	Ownership	100.000	TIAA Board of Overseers	.N	
			45-1502502	4801885			Global Agriculture AIV, LLC	.DE	NIA	TIAA Global Ag Special Member LLC	Management		TIAA Board of Overseers	.N	
			45-1502684	4867845			Global AG US Corp.	.DE	NIA	Global Agriculture AIV, LLC	Ownership	56.500	TIAA Board of Overseers	.N	
			81-1749609	4843287			TIAA Global Ag II Special Member LLC	.DE	NIA	Nuveen Alternative Holdings, LLC	Ownership	100.000	TIAA Board of Overseers	.N	
			82-2126174				TPS Investors Carry-Co, LLC	.DE	NIA	Nuveen Alternative Holdings, LLC	Ownership	100.000	TIAA Board of Overseers	.N	
			20-1394681	4314255			U.S. Cities Fund GP, LLC	.DE	NIA	Nuveen Alternative Holdings, LLC	Ownership	100.000	TIAA Board of Overseers	.N	
			81-3647870	5116607			U.S. Cities Industrial CPF Fund GP LLC	.DE	NIA	Nuveen Alternative Holdings, LLC	Ownership	100.000	TIAA Board of Overseers	.N	
							U.S. Cities Industrial Fund GP LLC	.DE	NIA	Nuveen Alternative Holdings, LLC	Ownership	100.000	TIAA Board of Overseers	.N	
							U.S. Cities Industrial Fund LP	.DE	NIA	U.S. Cities Industrial Fund GP LLC	Ownership	100.000	TIAA Board of Overseers	.N	
							U.S. Cities Industrial Fund REIT LLC	.DE	NIA	U.S. Cities Industrial Fund LP	Ownership	100.000	TIAA Board of Overseers	.N	
							U.S. Cities Industrial Fund Operating GP LLC	.DE	NIA						
								.DE	NIA	U.S. Cities Industrial Fund REIT LLC	Ownership	100.000	TIAA Board of Overseers	.N	
							U.S. Cities Industrial Fund Operating LP	.DE	NIA	U.S. Cities Industrial Fund REIT LLC	Ownership	100.000	TIAA Board of Overseers	.N	
							USCIF Tri City Industrial LLC	.DE	NIA	U.S. Cities Industrial Fund Operating LP	Ownership	100.000	TIAA Board of Overseers	.N	
			81-3698954	5116616			U.S. Cities Multifamily CPF Fund GP LLC	.DE	NIA	Nuveen Alternative Holdings, LLC	Ownership	100.000	TIAA Board of Overseers	.N	
			81-3734470	5116625			U.S. Cities Office CPF Fund GP LLC	.DE	NIA	Nuveen Alternative Holdings, LLC	Ownership	100.000	TIAA Board of Overseers	.N	
			81-3493929	5057652			U.S. Cities Retail CPF Fund GP LLC	.DE	NIA	Nuveen Alternative Holdings, LLC	Ownership	100.000	TIAA Board of Overseers	.N	
							Westchester Group Investment Management Holding Company, Inc.	.DE	NIA	Nuveen Alternative Holdings, LLC	Ownership	100.000	TIAA Board of Overseers	.N	
							Westchester Group Investment Management, Inc.	.DE	NIA	Westchester Group Investment Management Holding Company, Inc.	Ownership	90.000	TIAA Board of Overseers	.N	
										Westchester Group Investment Management, Inc.	Ownership	50.000	TIAA Board of Overseers	.N	
			26-0352314				International Agricultural Management, LLC	.DE	NIA	Westchester Group Investment Management, Inc.	Ownership	50.000	TIAA Board of Overseers	.N	
			87-0735518	4746977			Plata Wine Partners, LLC	.CA	NIA	Inc.	Management		TIAA Board of Overseers	.N	

STATEMENT AS OF JUNE 30, 2019 OF THE TIAA-CREF LIFE INSURANCE COMPANY

SCHEDULE Y  
PART 1A - DETAIL OF INSURANCE HOLDING COMPANY SYSTEM

1	2	3	4	5	6	7	8	9	10	11	12	13	14	15	16
Group Code	Group Name	NAIC Company Code	ID Number	Federal RSSD	CIK	Name of Securities Exchange if Publicly Traded (U.S. or International)	Names of Parent, Subsidiaries Or Affiliates	Domi-ciliary Location	Relation-ship to Reporting Entity	Directly Controlled by (Name of Entity/Person)	Type of Control (Ownership, Board, Management, Attorney-in-Fact, Influence, Other)	If Control is Owner-ship Provide Percen-tage	Ultimate Controlling Entity(ies)/Person(s)	Is an SCA Filing Re-quired? (Y/N)	*
			26-2747489	4634038			Premiere Agricultural Management International, LLC	DE	NIA	Westchester Group Investment Management, Inc.	Ownership	86.700	TIAA Board of Overseers	N	
			37-1261935	4617693			Terra Land Co.	IL	NIA	Westchester Group Investment Management, Inc.	Ownership	100.000	TIAA Board of Overseers	N	
			37-6589484	4747200			The Plata Wine Partners Trust	CA	NIA	Westchester Group Investment Management, Inc.	Ownership	100.000	TIAA Board of Overseers	N	
			37-1193972	4618122			Westchester Group Asset Management, Inc.	IL	NIA	Westchester Group Investment Management, Inc.	Ownership	100.000	TIAA Board of Overseers	N	
			37-1193973	4618186			Westchester Group Farm Management, Inc.	IL	NIA	Westchester Group Investment Management, Inc.	Ownership	100.000	TIAA Board of Overseers	N	
				4618207			Westchester Group of Australia Pty Ltd.	AUS	NIA	Westchester Group Investment Management, Inc.	Ownership	100.000	TIAA Board of Overseers	N	
				4794482			Westchester Group of Europe Ltd.	GBR	NIA	Westchester Group Investment Management, Inc.	Ownership	100.000	TIAA Board of Overseers	N	
				4914730			Westchester Group SRL	ROU	NIA	Westchester Group of Europe Ltd.	Ownership	99.000	TIAA Board of Overseers	N	1300
							Westchester Group of Poland Sp. Z.o.o.	POL	NIA	Westchester Group of Europe Ltd.	Ownership	100.000	TIAA Board of Overseers	N	
							Westchester Group SRL	ROU	NIA	Westchester Group of Poland Sp. Z.o.o.	Ownership	1.000	TIAA Board of Overseers	N	1300
			37-1194491	4618225			Westchester Group Real Estate, Inc.	IL	NIA	Westchester Group Investment Management, Inc.	Ownership	100.000	TIAA Board of Overseers	N	
							Westchester Group South America Gestao de Investimentos Ltda.	BRA	NIA	Westchester Group Real Estate, Inc.	Ownership	1.000	TIAA Board of Overseers	N	1400
							Westchester Group South America Gestao de Investimentos Ltda.	BRA	NIA	Westchester Group Investment Management, Inc.	Ownership	99.000	TIAA Board of Overseers	N	1400
			47-1563437	4749941			Nuveen Finance, LLC	DE	NIA	Nuveen, LLC	Ownership	100.000	TIAA Board of Overseers	N	
			81-3425820	5110025			Nuveen Holdings 1, Inc.	DE	NIA	Nuveen Finance, LLC	Ownership	100.000	TIAA Board of Overseers	N	
			26-0373324	4767758			Nuveen Holdings, Inc.	DE	NIA	Nuveen Holdings 1, Inc.	Ownership	100.000	TIAA Board of Overseers	N	
			36-3817266	3707551	885708		Nuveen Investments, Inc.	DE	NIA	Nuveen Holdings, Inc.	Ownership	100.000	TIAA Board of Overseers	N	
			26-0627593	4774710			Gresham Asset Management LLC	DE	NIA	Nuveen Investments, Inc.	Ownership	78.900	TIAA Board of Overseers	N	
			20-1930384	4349828			Gresham Investment Management LLC	DE	NIA	Nuveen Investments, Inc.	Ownership	78.900	TIAA Board of Overseers	N	
				4781941			Gresham Investment Management Asia Pte. Ltd.	SGP	NIA	Gresham Investment Management LLC	Ownership	100.000	TIAA Board of Overseers	N	
			36-4839486	5153992			Nuveen Alternative Investments, LLC	DE	NIA	Nuveen Investments, Inc.	Ownership	100.000	TIAA Board of Overseers	N	
			83-3751978				Nuveen Capital Markets LLC	DE	NIA	Nuveen Investments, Inc.	Ownership	100.000	TIAA Board of Overseers	N	
			83-4025630				Symphony Alternative Asset Management LLC	DE	NIA	Nuveen Capital Markets LLC	Ownership	100.000	TIAA Board of Overseers	N	
			31-0942504	4774792	1311016		Nuveen Fund Advisors, LLC	DE	NIA	Nuveen Investments, Inc.	Ownership	100.000	TIAA Board of Overseers	N	
			27-4357327	4781624	1521019		Nuveen Asset Management, LLC	DE	NIA	Nuveen Fund Advisors, LLC	Ownership	100.000	TIAA Board of Overseers	N	
			36-3293941				NIS/R&T, Inc.	IL	NIA	Nuveen Investments, Inc.	Ownership	100.000	TIAA Board of Overseers	N	
			37-1695518	4774831	1602161		Nuveen WCM Holdings, LLC	DE	NIA	Nuveen Investments, Inc.	Ownership	100.000	TIAA Board of Overseers	N	
			90-0860898	4776527	900973		Winslow Capital Management, LLC	DE	NIA	Nuveen WCM Holdings, LLC	Ownership	100.000	TIAA Board of Overseers	N	
			81-0730906	5147021			Growth Capital GP I, LLC	DE	NIA	Winslow Capital Management, LLC	Ownership	100.000	TIAA Board of Overseers	N	
			36-4709028	4774868	1602171		Nuveen NIQ Holdings, LLC	DE	NIA	Nuveen Investments, Inc.	Ownership	100.000	TIAA Board of Overseers	N	
			30-0892190	4981189	1661847		NIQ Partners, LLC	DE	NIA	Nuveen NIQ Holdings, LLC	Ownership	100.000	TIAA Board of Overseers	N	
			47-0875103	4776518	763848		NIQ Investment Management Company, LLC	DE	NIA	NIQ Partners, LLC	Ownership	100.000	TIAA Board of Overseers	N	
			36-2639476	4775137	73387		Nuveen Securities, LLC	DE	NIA	Nuveen Investments, Inc.	Ownership	100.000	TIAA Board of Overseers	N	
			20-3432117	4774822	1109426		Santa Barbara Asset Management, LLC	DE	NIA	Nuveen Investments, Inc.	Ownership	100.000	TIAA Board of Overseers	N	
			94-3252504	4774813	1030815		Symphony Asset Management LLC	CA	NIA	Nuveen Investments, Inc.	Ownership	51.000	TIAA Board of Overseers	N	1500
			36-7364377	4774783			Nuveen Investments Holdings, Inc.	DE	NIA	Nuveen Investments, Inc.	Ownership	100.000	TIAA Board of Overseers	N	
			94-3252504	4774813	1030815		Symphony Asset Management LLC	CA	NIA	Nuveen Investments Holdings, Inc.	Ownership	49.000	TIAA Board of Overseers	N	1500
							Symphony Risk Retention Finance LLC	DE	NIA	Symphony Asset Management LLC	Ownership	100.000	TIAA Board of Overseers	N	
			30-1032009				SRR 1 LLC	DE	NIA	Symphony Risk Retention Finance LLC	Ownership	51.000	TIAA Board of Overseers	N	
			13-3760073	4313306	939222		Teachers Advisors, LLC	DE	NIA	Nuveen Finance, LLC	Ownership	100.000	TIAA Board of Overseers	N	
			82-1157427				ColInvest Member LLC	DE	NIA	Teachers Advisors, LLC	Ownership	100.000	TIAA Board of Overseers	N	
							CLO ColInvest I LLC	DE	NIA	Teachers Advisors, LLC	Ownership	100.000	TIAA Board of Overseers	N	

STATEMENT AS OF JUNE 30, 2019 OF THE TIAA-CREF LIFE INSURANCE COMPANY

SCHEDULE Y  
PART 1A - DETAIL OF INSURANCE HOLDING COMPANY SYSTEM

1	2	3	4	5	6	7	8	9	10	11	12	13	14	15	16
Group Code	Group Name	NAIC Company Code	ID Number	Federal RSSD	CIK	Name of Securities Exchange if Publicly Traded (U.S. or International)	Names of Parent, Subsidiaries Or Affiliates	Domi-ciliary Location	Relation-ship to Reporting Entity	Directly Controlled by (Name of Entity/Person)	Type of Control (Ownership, Board, Management, Attorney-in-Fact, Influence, Other)	If Control is Owner-ship Provide Percen-tage	Ultimate Controlling Entity(ies)/Person(s)	Is an SCA Filing Re-quired? (Y/N)	*
			13-3987258	4599052			485 Properties, LLC	DE	NIA	Teachers Insurance and Annuity Association of America	Ownership	100.000	TIAA Board of Overseers	N	
			13-3371278	4601094			JWL Properties, Inc.	DE	NIA	485 Properties, LLC	Ownership	100.000	TIAA Board of Overseers	N	
			16-1735872	4601209			TCPC Associates, LLC	DE	NIA	485 Properties, LLC	Ownership	100.000	TIAA Board of Overseers	N	
			81-3091169	5026603			730 Data Centers, LLC	DE	NIA	Teachers Insurance and Annuity Association of America	Ownership	100.000	TIAA Board of Overseers	N	
			82-0793232	5154029			730 Aviator, LLC	DE	NIA	730 Data Centers, LLC	Ownership	100.000	TIAA Board of Overseers	N	
			81-3106043	5036303			730 Databridge, LLC	DE	NIA	730 Data Centers, LLC	Ownership	100.000	TIAA Board of Overseers	N	
			47-2616735	4801719			730 Power Development, LLC	DE	NIA	Teachers Insurance and Annuity Association of America	Ownership	100.000	TIAA Board of Overseers	N	
			47-2622825	4810784			730 Carroll, LLC	DE	NIA	730 Power Development, LLC	Ownership	100.000	TIAA Board of Overseers	N	
				4949107			730 Cricket, LLC	DE	NIA	730 Power Development, LLC	Ownership	100.000	TIAA Board of Overseers	N	
			47-5363027	4936116			730 Telecom LLC	DE	NIA	Teachers Insurance and Annuity Association of America	Ownership	100.000	TIAA Board of Overseers	N	
			13-4042885	4599801			730 Texas Forest Holdings, Inc.	DE	NIA	Teachers Insurance and Annuity Association of America	Ownership	100.000	TIAA Board of Overseers	Y	
			51-0494351	4599838			730 Texas Timberlands II, Ltd.	TX	NIA	Teachers Insurance and Annuity Association of America	Ownership	99.500	TIAA Board of Overseers	N	1600
			51-0494351	4599838			730 Texas Timberlands II, Ltd.	TX	NIA	730 Texas Forest Holdings, Inc.	Ownership	0.500	TIAA Board of Overseers	N	1600
			13-4040842	4601722			TIAA Timberlands I, LLC	DE	NIA	Teachers Insurance and Annuity Association of America	Ownership	100.000	TIAA Board of Overseers	N	
			13-4085431	4601740			TIAA Timberlands II, LLC	DE	NIA	Teachers Insurance and Annuity Association of America	Ownership	100.000	TIAA Board of Overseers	N	
			13-4042888	4601713			730 Texas Timberlands, Ltd.	TX	NIA	TIAA Timberlands I, LLC	Ownership	99.500	TIAA Board of Overseers	N	1700
			13-4042888	4601713			730 Texas Timberlands, Ltd.	TX	NIA	730 Texas Forest Holdings, Inc.	Ownership	0.500	TIAA Board of Overseers	N	1700
			26-1870966	4314808			Active Extension Fund III, LLC	DE	NIA	Teachers Insurance and Annuity Association of America	Ownership	100.000	TIAA Board of Overseers	N	
			38-3847245	4602840			Actoil, LLC	DE	NIA	Teachers Insurance and Annuity Association of America	Ownership	100.000	TIAA Board of Overseers	N	
			46-3373066	4602916			Actoil Colorado, LLC	DE	NIA	Teachers Insurance and Annuity Association of America	Ownership	100.000	TIAA Board of Overseers	N	
				4651521			Great Western Petroleum LLC	DE	NIA	Actoil Colorado, LLC	Influence		TIAA Board of Overseers	N	
							Great Western Exploration & Development, Inc.	DE	NIA	Great Western Petroleum LLC	Ownership	100.000	TIAA Board of Overseers	N	
			45-2285816	4860501			Almond Processors, LLC	DE	NIA	Teachers Insurance and Annuity Association of America	Ownership	100.000	TIAA Board of Overseers	N	
				4747134			ASC Holdings, LLC	DE	NIA	Teachers Insurance and Annuity Association of America	Influence		TIAA Board of Overseers	N	
			46-1952974	4599940			Broadleaf Timberland Investments, LLC	DE	NIA	Teachers Insurance and Annuity Association of America	Ownership	100.000	TIAA Board of Overseers	N	
			26-4647417	4601768			Quercus Forestland Account, LLC	NC	NIA	Broadleaf Timberland Investments, LLC	Ownership	99.000	TIAA Board of Overseers	N	
				4618346			Quercus Panama, LLC	DE	NIA	Quercus Forestland Account, LLC	Ownership	100.000	TIAA Board of Overseers	N	
				4651503			Quercus Algoma Corporation	CAN	NIA	Quercus Forestland Account, LLC	Ownership	100.000	TIAA Board of Overseers	N	
				4860538			Quercus Algoma Land Corporation	CAN	NIA	Quercus Algoma Corporation	Ownership	100.000	TIAA Board of Overseers	N	
			46-2916514	4613426			Quercus West Virginia, LLC	DE	NIA	Quercus Forestland Account, LLC	Ownership	99.900	TIAA Board of Overseers	N	
			47-2167228	4776451			Casa Student Housing Fund Holdings, LLC	DE	NIA	Teachers Insurance and Annuity Association of America	Ownership	100.000	TIAA Board of Overseers	N	
			47-3994280	4865047			Shf-33d North Apts, LLC	DE	NIA	Casa Student Housing Fund Holdings, LLC	Ownership	100.000	TIAA Board of Overseers	N	
			47-4155469	4865056			Casa Student Housing Fund Holdings, LLC	DE	NIA	Casa Student Housing Fund Holdings, LLC	Ownership	100.000	TIAA Board of Overseers	N	
			81-2450195	4990958			Shf-The Rocks Apts, LLC	DE	NIA	Casa Student Housing Fund Holdings, LLC	Ownership	100.000	TIAA Board of Overseers	N	
			47-4455610	4990967			PEP-TH CASA Student Housing, LLC	DE	NIA	Casa Student Housing Fund Holdings, LLC	Ownership	90.000	TIAA Board of Overseers	N	
			47-4455303	5194418			CSHF-PEP Purdue LLC	DE	NIA	PEP-TH CASA Student Housing, LLC	Ownership	100.000	TIAA Board of Overseers	N	
			30-0965548	5195237			CSHF-PEP USF LLC	DE	NIA	PEP-TH CASA Student Housing, LLC	Ownership	100.000	TIAA Board of Overseers	N	
			13-1624203	4600015			CCM Series, LLC	DE	NIA	Casa Student Housing Fund Holdings, LLC	Ownership	100.000	TIAA Board of Overseers	N	

**SCHEDULE Y**  
**PART 1A - DETAIL OF INSURANCE HOLDING COMPANY SYSTEM**

1	2	3	4	5	6	7	8	9	10	11	12	13	14	15	16
Group Code	Group Name	NAIC Company Code	ID Number	Federal RSSD	CIK	Name of Securities Exchange if Publicly Traded (U.S. or International)	Names of Parent, Subsidiaries Or Affiliates	Domi-ciliary Location	Relation-ship to Reporting Entity	Directly Controlled by (Name of Entity/Person)	Type of Control (Ownership, Board, Management, Attorney-in-Fact, Influence, Other)	If Control is Owner-ship Provide Percen-tage	Ultimate Controlling Entity(ies)/Person(s)	Is an SCA Filing Re-quired? (Y/N)	*
			47-4069196	4899604			CCAP Fund 6 – 2015, L.P.	DE	NIA	CCM Series, LLC	Ownership	87.500	TIAA Board of Overseers	N	
			81-1205888	5010648			CCAP Fund 6 – 2016, L.P.	DE	NIA	CCM Series, LLC	Ownership	97.800	TIAA Board of Overseers	N	
			81-4732595	5183485			CCAP Fund 6 – 2017, L.P.	DE	NIA	CCM Series, LLC	Ownership	91.100	TIAA Board of Overseers	N	
			82-3167398				CCAP FUND 6 – 2018, L.P.	DE	NIA	CCM Series, LLC	Ownership	100.000	TIAA Board of Overseers	N	
			83-2787412				CCAP FUND 6 – 2019, L.P.	DE	NIA	CCM Series, LLC	Ownership	100.000	TIAA Board of Overseers	N	
			47-4079472	4899613			CCAP Fund 8 – 2015, L.P.	DE	NIA	CCM Series, LLC	Ownership	92.100	TIAA Board of Overseers	N	
			81-1212188	5010639			CCAP Fund 8 – 2016, L.P.	DE	NIA	CCM Series, LLC	Ownership	90.900	TIAA Board of Overseers	N	
			81-3718876	5047596			CCAP Fund 8 – 2017, L.P.	DE	NIA	CCM Series, LLC	Ownership	91.600	TIAA Board of Overseers	N	
			82-3182368				CCAP FUND 8 – 2018, L.P.	DE	NIA	CCM Series, LLC	Ownership	100.000	TIAA Board of Overseers	N	
			83-2793857				CCAP FUND 8 – 2019, L.P.	DE	NIA	CCM Series, LLC	Ownership	100.000	TIAA Board of Overseers	N	
			81-0784669	4990882			CCAP Fund GE, L.P.	DE	NIA	CCM Series, LLC	Ownership	89.000	TIAA Board of Overseers	N	
			81-0821374	4990903			CCAP Fund HFD, L.P.	DE	NIA	CCM Series, LLC	Ownership	98.600	TIAA Board of Overseers	N	
			81-0758188	4990891			CCAP Fund HFND, L.P.	DE	NIA	CCM Series, LLC	Ownership	93.600	TIAA Board of Overseers	N	
			13-1624203	4600024			CCM Series 2, LLC	DE	NIA	Teachers Insurance and Annuity Association of America	Ownership	100.000	TIAA Board of Overseers	N	
			81-0753491	4990930			CCAP Fund FI, L.P.	DE	NIA	CCM Series 2, LLC	Ownership	90.800	TIAA Board of Overseers	N	
			56-2672630	4600033			Ceres Agricultural Properties, LLC	DE	NIA	Teachers Insurance and Annuity Association of America	Ownership	100.000	TIAA Board of Overseers	N	
			37-1555322	4601816			Premiere Agricultural Properties, LLC	DE	NIA	Ceres Agricultural Properties, LLC	Ownership	100.000	TIAA Board of Overseers	N	
			80-0843991	4628596			Loma del Rio Vineyards, LLC	DE	NIA	Premiere Agricultural Properties, LLC	Ownership	45.000	TIAA Board of Overseers	N	1800
			36-4620107	4601825			Premiere Columbia Properties, LLC	DE	NIA	Ceres Agricultural Properties, LLC	Ownership	100.000	TIAA Board of Overseers	N	
			30-0449681	4601834			Premiere Farm Properties, LLC	DE	NIA	Ceres Agricultural Properties, LLC	Ownership	100.000	TIAA Board of Overseers	N	
			26-3484719	4601843			Demeter Agricultural Properties II, LLC	DE	NIA	Ceres Agricultural Properties, LLC	Ownership	100.000	TIAA Board of Overseers	N	
			26-0352203	4628372			International Agricultural Investors, LLC	DE	NIA	Ceres Agricultural Properties, LLC	Ownership	100.000	TIAA Board of Overseers	N	
				4633321			IAI Australia Pty., Ltd.	AUS	NIA	International Agricultural Investors, LLC	Ownership	100.000	TIAA Board of Overseers	N	
				4633330			IAI Australia Trust	AUS	NIA	International Agricultural Investors, LLC	Ownership	100.000	TIAA Board of Overseers	N	
			26-0460488	4633358			IAI USA, LLC	DE	NIA	International Agricultural Investors, LLC	Ownership	100.000	TIAA Board of Overseers	N	
			26-2745365	4628363			International Agricultural Investors Fund II, LLC	DE	NIA	Ceres Agricultural Properties, LLC	Ownership	99.000	TIAA Board of Overseers	N	
				4633303			IAI Australia Fund II, Pty., Ltd.	AUS	NIA	International Agricultural Investors Fund II, LLC	Ownership	100.000	TIAA Board of Overseers	N	
				4633312			IAI Australia Fund II Trust	AUS	NIA	International Agricultural Investors Fund II, LLC	Ownership	100.000	TIAA Board of Overseers	N	
			26-2747755	4633349			IAI USA Fund II, LLC	DE	NIA	International Agricultural Investors Fund II, LLC	Ownership	100.000	TIAA Board of Overseers	N	
			98-1402136				Churchill Middle Market CLO IV Ltd.	CYM	NIA	Teachers Insurance and Annuity Association of America	Ownership	100.000	TIAA Board of Overseers	N	
			81-1810508	5041624			Churchill Middle Market Senior Loan Fund, LP	DE	NIA	Teachers Insurance and Annuity Association of America	Management		TIAA Board of Overseers	N	
			26-3049305	4601928			Demeter Agricultural Properties, LLC	DE	NIA	Teachers Insurance and Annuity Association of America	Ownership	100.000	TIAA Board of Overseers	N	
			45-2632248	4600770			Dionysus Properties, LLC	DE	NIA	Teachers Insurance and Annuity Association of America	Ownership	100.000	TIAA Board of Overseers	N	
			94-3306131	4601861			Silverado Premium Properties, LLC	CA	NIA	Dionysus Properties, LLC	Ownership	100.000	TIAA Board of Overseers	N	
			68-0436609	4612764			Arroya Loma, LLC	DE	NIA	Silverado Premium Properties, LLC	Ownership	100.000	TIAA Board of Overseers	N	
			75-3025596	4612867			Chalk Ridge Vineyard, LLC	CA	NIA	Silverado Premium Properties, LLC	Ownership	100.000	TIAA Board of Overseers	N	
			20-3964695	4613314			Hobson Avenue Vineyard, LLC	CA	NIA	Silverado Premium Properties, LLC	Ownership	100.000	TIAA Board of Overseers	N	
			26-1542713	4613417			Marsino Vineyard, LLC	CA	NIA	Silverado Premium Properties, LLC	Ownership	100.000	TIAA Board of Overseers	N	
			20-2103733	4613864			Silverado Los Alamos Vineyards, LLC	CA	NIA	Silverado Premium Properties, LLC	Ownership	100.000	TIAA Board of Overseers	N	
			20-2490906	4613882			Silverado SLO Vineyards, LLC	CA	NIA	Silverado Premium Properties, LLC	Ownership	100.000	TIAA Board of Overseers	N	
			20-2103788	4613891			Silverado Sonoma Vineyard, LLC	CA	NIA	Silverado Premium Properties, LLC	Ownership	100.000	TIAA Board of Overseers	N	
			68-0466083	4613949			SPP Napa Vineyards, LLC	DE	NIA	Silverado Premium Properties, LLC	Ownership	100.000	TIAA Board of Overseers	N	
			94-3361818	4613967			Stanly Ranch Vineyards, LLC	CA	NIA	Silverado Premium Properties, LLC	Ownership	100.000	TIAA Board of Overseers	N	
			26-3774024	4613976			Suscol Mountain Vineyards, LLC	CA	NIA	Silverado Premium Properties, LLC	Ownership	100.000	TIAA Board of Overseers	N	

SCHEDULE Y  
PART 1A - DETAIL OF INSURANCE HOLDING COMPANY SYSTEM

1	2	3	4	5	6	7	8	9	10	11	12	13	14	15	16
Group Code	Group Name	NAIC Company Code	ID Number	Federal RSSD	CIK	Name of Securities Exchange if Publicly Traded (U.S. or International)	Names of Parent, Subsidiaries Or Affiliates	Domi-ciliary Location	Relation-ship to Reporting Entity	Directly Controlled by (Name of Entity/Person)	Type of Control (Ownership, Board, Management, Attorney-in-Fact, Influence, Other)	If Control is Owner-ship Provide Percen-tage	Ultimate Controlling Entity(ies)/Person(s)	Is an SCA Filing Re-quired? (Y/N)	*
			26-2766605 43-3997217 68-0443927 94-3357571 94-3312405 91-1806950 45-4820104	4614665 4601870 4613921 4614759 4615671 4615783 4617077			Terra Ventosa Vineyards, LLC Silverado Winegrowers Holdings, LLC Silverado Winegrowers LLC Alta Loma Vineyard, LLC Oak Knoll Napa Vineyards, LLC Silverado Suscol, LLC SWG Paso Vineyard, LLC	.CA .DE .CA .CA .CA .CA .CA	NIA NIA NIA NIA NIA NIA NIA	Silverado Premium Properties, LLC Dionysus Properties, LLC Silverado Winegrowers Holdings, LLC Silverado Winegrowers LLC Silverado Winegrowers LLC Silverado Winegrowers LLC Silverado Winegrowers LLC	Ownership Ownership Ownership Ownership Ownership Ownership Ownership	100.000 100.000 100.000 100.000 100.000 100.000 100.000	TIAA Board of Overseers TIAA Board of Overseers TIAA Board of Overseers TIAA Board of Overseers TIAA Board of Overseers TIAA Board of Overseers TIAA Board of Overseers	.N .N .N .N .N .N .N	
			26-3561447	4599708	1454640		Distressed Opportunities Fund, L.P.	.DE	NIA	Teachers Insurance and Annuity Association of America	Ownership	50.000	TIAA Board of Overseers	.N	
				4680307			DWM Inclusive Finance Equity Fund II	.LUX	NIA	Teachers Insurance and Annuity Association of America	Influence		TIAA Board of Overseers	.N	
			98-0580879	4633947			DWM Microfinance Equity Fund I	.LUX	NIA	Teachers Insurance and Annuity Association of America	Influence		TIAA Board of Overseers	.N	
			04-3718449	4643003			Envisage Information Systems, LLC	.NY	NIA	Teachers Insurance and Annuity Association of America	Ownership	100.000	TIAA Board of Overseers	.N	
			30-0701953	4633974			EPP LFG I, LLC	.DE	NIA	Teachers Insurance and Annuity Association of America	Influence		TIAA Board of Overseers	.N	
				4894805			Global Real Estate Debt Partners Fund I (UK)	.LUX	NIA	Teachers Insurance and Annuity Association of America	Ownership	36.500	TIAA Board of Overseers	.N	1900
							Global Real Estate Debt Partners Fund II (UK) SCSp	.LUX	NIA	Teachers Insurance and Annuity Association of America	Influence		TIAA Board of Overseers	.N	1200
			20-1930384		1684621		Gresham CMS Fund, LLC	.DE	NIA	Teachers Insurance and Annuity Association of America	Ownership	98.080	TIAA Board of Overseers	.N	
			32-0509812		1699398		GreshamQuant ACAR Fund LLC	.DE	NIA	Teachers Insurance and Annuity Association of America	Ownership	62.690	TIAA Board of Overseers	.N	
			81-0737062	4952750			Growth Capital Fund I, L.P.	.DE	NIA	Teachers Insurance and Annuity Association of America	Ownership	94.000	TIAA Board of Overseers	.N	
				4860556			Inception GP LLC	.DE	NIA	Teachers Insurance and Annuity Association of America	Ownership	100.000	TIAA Board of Overseers	.N	
			46-2031403	4860800			Inception Partners IV, LP	.DE	NIA	Teachers Insurance and Annuity Association of America	Influence		TIAA Board of Overseers	.N	
			46-2062147	4860819			Inception Partners V, LP	.DE	NIA	Teachers Insurance and Annuity Association of America	Influence		TIAA Board of Overseers	.N	
			27-4149157	4860846			Infra Alpha, LLC	.DE	NIA	Teachers Insurance and Annuity Association of America	Ownership	100.000	TIAA Board of Overseers	.N	
			27-3900641	4860855			EMG Investments, LLC	.DE	NIA	Infra Alpha, LLC	Influence		TIAA Board of Overseers	.N	
			47-4169877	4874656			Lewis & Clark Timberlands, LLC	.DE	NIA	Teachers Insurance and Annuity Association of America	Ownership	57.400	TIAA Board of Overseers	.N	
			47-4187541	4876436			L&C Log Co, LLC	.DE	NIA	Lewis & Clark Timberlands, LLC	Ownership	100.000	TIAA Board of Overseers	.N	
			47-4196668	4945967			L&C Tree Farms, LLC	.DE	NIA	Lewis & Clark Timberlands, LLC	Ownership	100.000	TIAA Board of Overseers	.N	
			47-5300478	4946384			L&C TRS LLC	.DE	NIA	L&C Tree Farms, LLC	Ownership	100.000	TIAA Board of Overseers	.N	
			27-2007833	4635334			Liberty M & R SPV II, LP	.DE	NIA	Teachers Insurance and Annuity Association of America	Ownership	100.000	TIAA Board of Overseers	.N	
				4601852			Mansilla Participacoes LTDA	.BRA	NIA	Teachers Insurance and Annuity Association of America	Ownership	100.000	TIAA Board of Overseers	.N	
				4634654			Radar Propriedades Agricolas S.A.	.BRA	NIA	Mansilla Participacoes LTDA	Influence		TIAA Board of Overseers	.N	
				4643049			Nova Amaralina S.A. Propriedades Agricolas	.BRA	NIA	Radar Propriedades Agricolas S.A.	Ownership	100.000	TIAA Board of Overseers	.N	
				4643320			Nova Agricola Ponte Alta S.A.	.BRA	NIA	Radar Propriedades Agricolas S.A.	Ownership	100.000	TIAA Board of Overseers	.N	
				4643058			Nova Santa Barbara Agricola S.A.	.BRA	NIA	Radar Propriedades Agricolas S.A.	Ownership	100.000	TIAA Board of Overseers	.N	
				4644523			Terras da Ponte Alta S.A.	.BRA	NIA	Radar Propriedades Agricolas S.A.	Ownership	100.000	TIAA Board of Overseers	.N	
				4634645			Radar II Propriedades Agricolas S.A.	.BRA	NIA	Mansilla Participacoes LTDA	Influence		TIAA Board of Overseers	.N	
				4643085			Proud Participacoes S.A.	.BRA	NIA	Radar II Propriedades Agricolas S.A.	Ownership	100.000	TIAA Board of Overseers	.N	
				4644336			Vale De Ponte Alta S.A.	.BRA	NIA	Radar II Propriedades Agricolas S.A.	Ownership	100.000	TIAA Board of Overseers	.N	
				4644318			Bioinvestments Negocios e Participacoes	.BRA	NIA	Radar II Propriedades Agricolas S.A.	Ownership	100.000	TIAA Board of Overseers	.N	

SCHEDULE Y  
PART 1A - DETAIL OF INSURANCE HOLDING COMPANY SYSTEM

1	2	3	4	5	6	7	8	9	10	11	12	13	14	15	16
Group Code	Group Name	NAIC Company Code	ID Number	Federal RSSD	CIK	Name of Securities Exchange if Publicly Traded (U.S. or International)	Names of Parent, Subsidiaries Or Affiliates	Domi-ciliary Location	Relation-ship to Reporting Entity	Directly Controlled by (Name of Entity/Person)	Type of Control (Ownership, Board, Management, Attorney-in-Fact, Influence, Other)	If Control is Owner-ship Provide Percen-tage	Ultimate Controlling Entity(ies)/Person(s)	Is an SCA Filing Re-quired? (Y/N)	*
				4644309			Aguas de Ponte Alta S.A.	.BRA	NIA	Radar II Propriedades Agrícolas S.A.	Ownership	100.000	TIAA Board of Overseers	.N	
			13-1624203	5077137			MM Funding, LLC	.DE	NIA	Teachers Insurance and Annuity Association of America	Ownership	100.000	TIAA Board of Overseers	.N	
			47-0902011	5043075			MyVest Corporation	.DE	NIA	Teachers Insurance and Annuity Association of America	Ownership	100.000	TIAA Board of Overseers	.Y	
			11-3034756	4600789			ND Properties, Inc.	.DE	NIA	Teachers Insurance and Annuity Association of America	Ownership	100.000	TIAA Board of Overseers	.Y	
				4634917			Norteshopping Retail and Leisure Centre BV	.NLD	NIA	ND Properties, Inc.	Ownership	50.000	TIAA Board of Overseers	.N	
				4634926			Norteshopping - Centro Commercial, S.A.	.PRT	NIA	Norteshopping Retail and Leisure Centre BV	Ownership	100.000	TIAA Board of Overseers	.N	
				4611824			ND Europe S.a.r.l.	.LUX	NIA	ND Properties, Inc.	Ownership	100.000	TIAA Board of Overseers	.N	
				4912781			ND Europe Office Holding S.à r.l.	.LUX	NIA	ND Europe S.a.r.l.	Ownership	100.000	TIAA Board of Overseers	.N	
				4925558			Cityhold Nymphe S.à r.l.	.LUX	NIA	ND Europe Office Holding S.à r.l.	Ownership	6.000	TIAA Board of Overseers	.N	2000
				4925530			Cityhold Propco 11 S.à r.l.	.LUX	NIA	ND Europe Office Holding S.à r.l.	Ownership	50.000	TIAA Board of Overseers	.N	
				4914776			Cityhold Euro S.à r.l.	.LUX	NIA	ND Europe Office Holding S.à r.l.	Ownership	6.000	TIAA Board of Overseers	.N	2100
				4913416			Cityhold Office Partnership S.à r.l.	.LUX	NIA	ND Europe Office Holding S.à r.l.	Ownership	50.000	TIAA Board of Overseers	.N	
							CHOP OPCl	.FRA	NIA	Cityhold Office Partnership S.à r.l.	Ownership	100.000	TIAA Board of Overseers	.N	
			98-1435873				Cityhold Iconic Holding SAS	.FRA	NIA	CHOP OPCl	Ownership	100.000	TIAA Board of Overseers	.N	
			98-1433967				Cityhold Iconic Hotel SNC	.FRA	NIA	Cityhold Iconic Holding SAS	Ownership	100.000	TIAA Board of Overseers	.N	
			98-1433956				Cityhold Iconic Office SCI	.FRA	NIA	Cityhold Iconic Holding SAS	Ownership	100.000	TIAA Board of Overseers	.N	
			98-1433960				Cityhold Iconic Retail SNC	.FRA	NIA	Cityhold Iconic Holding SAS	Ownership	100.000	TIAA Board of Overseers	.N	
			98-1433975				Cityhold Iconic Youth Hostel SNC	.FRA	NIA	Cityhold Iconic Holding SAS	Ownership	100.000	TIAA Board of Overseers	.N	
				4925558			Cityhold Nymphe S.à r.l.	.LUX	NIA	Cityhold Office Partnership S.à r.l.	Ownership	88.000	TIAA Board of Overseers	.N	2000
				4920094			Cityhold Propco 6 S.à r.l.	.LUX	NIA	Cityhold Office Partnership S.à r.l.	Ownership	100.000	TIAA Board of Overseers	.N	
			98-1433939				Cityhold Iconic Hotel OPCO SAS	.FRA	NIA	Cityhold Propco 6 S.à r.l.	Ownership	100.000	TIAA Board of Overseers	.N	
			98-1435880				Cityhold Iconic Investment S.à r.l.	.LUX	NIA	Cityhold Propco 6 S.à r.l.	Ownership	100.000	TIAA Board of Overseers	.N	
				4925521			Cityhold Propco 9 S.à r.l.	.LUX	NIA	Cityhold Office Partnership S.à r.l.	Ownership	100.000	TIAA Board of Overseers	.N	
				4612746			36 Rue La Fayette SAS	.FRA	NIA	Cityhold Propco 9 S.à r.l.	Ownership	100.000	TIAA Board of Overseers	.N	
				4613828			SAS Roosevelt	.FRA	NIA	Cityhold Propco 9 S.à r.l.	Ownership	100.000	TIAA Board of Overseers	.N	
				4914767			Roosevelt Participation S.à r.l.	.LUX	NIA	Cityhold Propco 9 S.à r.l.	Ownership	100.000	TIAA Board of Overseers	.N	
				4615578			SNC Roosevelt	.FRA	NIA	SAS Roosevelt	Ownership	99.990	TIAA Board of Overseers	.N	2200
				4615578			SNC Roosevelt	.FRA	NIA	Roosevelt Participation S.à r.l.	Ownership	0.010	TIAA Board of Overseers	.N	2200
				4612876			Courcelles 70 SAS	.FRA	NIA	Cityhold Propco 9 S.à r.l.	Ownership	100.000	TIAA Board of Overseers	.N	
				4914776			Cityhold Euro S.à r.l.	.LUX	NIA	Cityhold Propco 9 S.à r.l.	Ownership	88.000	TIAA Board of Overseers	.N	2100
				4925549			Cityhold Propco 7 S.à r.l.	.LUX	NIA	Cityhold Euro S.à r.l.	Ownership	100.000	TIAA Board of Overseers	.N	
				4925615			Cityhold Propco 10 S.à r.l.	.LUX	NIA	Cityhold Euro S.à r.l.	Ownership	100.000	TIAA Board of Overseers	.N	
							Cityhold Gouden Bocht B.V.	.NLD	NIA	Cityhold Propco 9 S.à r.l.	Ownership	100.000	TIAA Board of Overseers	.N	
							Cityhold Gouden Bocht Monumenten B.V.	.NLD	NIA	Cityhold Propco 9 S.à r.l.	Ownership	100.000	TIAA Board of Overseers	.N	
							IOM Monumentum BV	.NLD	NIA	Cityhold Gouden Bocht Monumenten B.V.	Ownership	100.000	TIAA Board of Overseers	.N	
			98-1438380				Redevelopment Property II B.V.	.LUX	NIA	Cityhold Propco 9 S.à r.l.	Ownership	100.000	TIAA Board of Overseers	.N	
				4925633			Cityhold Propco 12 S.à r.l.	.LUX	NIA	Cityhold Office Partnership S.à r.l.	Ownership	100.000	TIAA Board of Overseers	.N	
							Cityhold EST Investment S.à r.l.	.LUX	NIA	Cityhold Propco 12 S.à r.l.	Ownership	100.000	TIAA Board of Overseers	.N	
							Cityhold GC Investment S.à r.l.	.LUX	NIA	Cityhold Propco 12 S.à r.l.	Ownership	100.000	TIAA Board of Overseers	.N	
							OVG Cloud S.à r.l.	.LUX	NIA	Cityhold GC Investment S.à r.l.	Influence		TIAA Board of Overseers	.N	
				4914785			Cityhold Sterling S.à r.l.	.LUX	NIA	Cityhold Office Partnership S.à r.l.	Ownership	100.000	TIAA Board of Overseers	.N	
				4914758			Cityhold UK Holding S.à r.l.	.LUX	NIA	Cityhold Sterling S.à r.l.	Ownership	100.000	TIAA Board of Overseers	.N	
				4919753			Cityhold UK Investment S.à r.l.	.LUX	NIA	Cityhold UK Holding S.à r.l.	Ownership	100.000	TIAA Board of Overseers	.N	
				4651343			London Belgrave Unit Trust	.JEY	NIA	Cityhold UK Holding S.à r.l.	Ownership	99.800	TIAA Board of Overseers	.N	2300
				4651343			London Belgrave Unit Trust	.JEY	NIA	Cityhold UK Investment S.à r.l.	Ownership	0.200	TIAA Board of Overseers	.N	2300
				4949198			CLOF Victoria Nominee 1 Limited	.GBR	NIA	London Belgrave Unit Trust	Ownership	100.000	TIAA Board of Overseers	.N	
				4949228			CLOF Victoria Nominee 2 Limited	.GBR	NIA	London Belgrave Unit Trust	Ownership	100.000	TIAA Board of Overseers	.N	
				4844341			New Fetter Lane Unit Trust	.JEY	NIA	Cityhold UK Holding S.à r.l.	Ownership	99.900	TIAA Board of Overseers	.N	2400
				4844341			New Fetter Lane Unit Trust	.JEY	NIA	Cityhold UK Investment S.à r.l.	Ownership	0.100	TIAA Board of Overseers	.N	2400
				4919744			60 Great Portland Street Unit Trust	.JEY	NIA	Cityhold UK Holding S.à r.l.	Ownership	99.400	TIAA Board of Overseers	.N	2500



SCHEDULE Y  
PART 1A - DETAIL OF INSURANCE HOLDING COMPANY SYSTEM

1	2	3	4	5	6	7	8	9	10	11	12	13	14	15	16
Group Code	Group Name	NAIC Company Code	ID Number	Federal RSSD	CIK	Name of Securities Exchange if Publicly Traded (U.S. or International)	Names of Parent, Subsidiaries Or Affiliates	Domi-ciliary Loca-tion	Relation-ship to Reporting Entity	Directly Controlled by (Name of Entity/Person)	Type of Control (Ownership, Board, Management, Attorney-in-Fact, Influence, Other)	If Control is Owner-ship Provide Percen-tage	Ultimate Controlling Entity(ies)/Person(s)	Is an SCA Filing Re-quired? (Y/N)	*
				4919744			60 Great Portland Street Unit Trust .....	.JEY	.NIA	Cityhold UK Investment S.à r.l. ....	Ownership.....	0.600	TIAA Board of Overseers .....	.N	2500
				4920076			SMA Holding S.à r.l. ....	.LUX	.NIA	Cityhold UK Investment S.à r.l. ....	Ownership.....	100.000	TIAA Board of Overseers .....	.N	
				4919744			70 St Mary Axe Unit Trust .....	.JEY	.NIA	SMA Holding S.à r.l. ....	Ownership.....	99.900	TIAA Board of Overseers .....	.N	2600
				4919744			70 St Mary Axe Unit Trust .....	.JEY	.NIA	Cityhold UK Investment S.à r.l. ....	Ownership.....	0.100	TIAA Board of Overseers .....	.N	2600
				4920067			HV Properties S.à r.l. ....	.LUX	.NIA	Cityhold UK Holding S.à r.l. ....	Ownership.....	100.000	TIAA Board of Overseers .....	.N	
				4925763			HV Freehold S.à r.l. ....	.LUX	.NIA	HV Properties S.à r.l. ....	Ownership.....	100.000	TIAA Board of Overseers .....	.N	
				4614704			TIAA Lux 9 S.à r.l. ....	.LUX	.NIA	Cityhold Office Partnership S.à r.l. ....	Ownership.....	100.000	TIAA Board of Overseers .....	.N	
				4615738			SAS Malachite .....	.FRA	.NIA	TIAA Lux 9 S.a.r.l. ....	Ownership.....	100.000	TIAA Board of Overseers .....	.N	
				4616847			SNC Garnet-TIAA .....	.FRA	.NIA	SAS Malachite .....	Ownership.....	100.000	TIAA Board of Overseers .....	.N	
				4616856			SNC La Defense .....	.FRA	.NIA	SAS Malachite .....	Ownership.....	100.000	TIAA Board of Overseers .....	.N	
				4616865			SNC Lazuli .....	.FRA	.NIA	SAS Malachite .....	Ownership.....	100.000	TIAA Board of Overseers .....	.N	
				4616874			SNC Peridot .....	.FRA	.NIA	SAS Malachite .....	Ownership.....	100.000	TIAA Board of Overseers .....	.N	
				4612997			T-C Neuperlach Development S.a.r.l. ....	.LUX	.NIA	ND Europe S.a.r.l. ....	Ownership.....	51.000	TIAA Board of Overseers .....	.N	
				4613015			T-C Pep Holding S.a.r.l. ....	.LUX	.NIA	ND Europe S.a.r.l. ....	Ownership.....	51.000	TIAA Board of Overseers .....	.N	
				4617497			T-C Pep Property S.a.r.l. ....	.LUX	.NIA	T-C Pep Holding S.a.r.l. ....	Ownership.....	100.000	TIAA Board of Overseers .....	.N	
				4617488			T-C Pep Asset S.a.r.l. ....	.LUX	.NIA	T-C Pep Holding S.a.r.l. ....	Ownership.....	100.000	TIAA Board of Overseers .....	.N	
				4614674			TIAA Lux 11 S.a.r.l. ....	.LUX	.NIA	ND Europe S.a.r.l. ....	Ownership.....	51.000	TIAA Board of Overseers .....	.N	
				4615635			Gropius Passagen Verwaltungs GmbH .....	.DEU	.NIA	TIAA Lux 11 S.a.r.l. ....	Ownership.....	80.000	TIAA Board of Overseers .....	.N	
				4615644			Gropius S.a.r.l. ....	.LUX	.NIA	TIAA Lux 11 S.a.r.l. ....	Ownership.....	80.000	TIAA Board of Overseers .....	.N	
				4615626			Gropius Passagen GmbH & Co KG .....	.DEU	.NIA	Gropius S.a.r.l. ....	Ownership.....	99.800	TIAA Board of Overseers .....	.N	2700
				4615626			Gropius Passagen GmbH & Co KG .....	.DEU	.NIA	TIAA Lux 11 S.a.r.l. ....	Ownership.....	0.200	TIAA Board of Overseers .....	.N	2700
				4611842			TIAA Lux 5 S.a.r.l. ....	.LUX	.NIA	ND Properties, Inc. ....	Ownership.....	51.000	TIAA Board of Overseers .....	.N	
				4612906			Erlangen Arcaden Verwaltungs GmbH .....	.DEU	.NIA	TIAA Lux 5 S.a.r.l. ....	Ownership.....	100.000	TIAA Board of Overseers .....	.N	
				4612885			Erlangen Arcaden GmbH & Co. KG .....	.DEU	.NIA	TIAA Lux 5 S.a.r.l. ....	Ownership.....	94.900	TIAA Board of Overseers .....	.N	2800
				4612885			Erlangen Arcaden GmbH & Co. KG .....	.DEU	.NIA	Erlangen Arcaden Verwaltungs GmbH .....	Ownership.....	5.100	TIAA Board of Overseers .....	.N	2800
			20-1371171	4611851	1378575		U.S. Cities Fund, LP .....	.DE	.NIA	ND Properties, Inc. ....	Ownership.....	100.000	TIAA Board of Overseers .....	.N	
			20-1371379	4614638			U.S. Cities Fund REIT, LLC .....	.DE	.NIA	U.S. Cities Fund, LP .....	Ownership.....	100.000	TIAA Board of Overseers .....	.N	
			47-4841790	4914721			T-C Ocean Air, LLC .....	.DE	.NIA	U.S. Cities Fund REIT, LLC .....	Ownership.....	100.000	TIAA Board of Overseers .....	.N	
			20-1364650	4617590			U.S. Cities Fund Operating GP, LLC .....	.DE	.NIA	U.S. Cities Fund REIT, LLC .....	Ownership.....	100.000	TIAA Board of Overseers .....	.N	
			20-1371235	4617602			U.S. Cities Fund Operating, LP .....	.DE	.NIA	U.S. Cities Fund REIT, LLC .....	Ownership.....	100.000	TIAA Board of Overseers .....	.N	
			45-4768909	4618289			T-C 3333 Wisconsin Avenue, LLC .....	.DE	.NIA	U.S. Cities Fund Operating, LP .....	Ownership.....	100.000	TIAA Board of Overseers .....	.N	
			45-2612359	4617723			T-C Ellington LLC .....	.DE	.NIA	U.S. Cities Fund Operating, LP .....	Ownership.....	100.000	TIAA Board of Overseers .....	.N	
			46-5061808	4702928			T-C Falls Center Townhouses LLC .....	.DE	.NIA	U.S. Cities Fund Operating, LP .....	Ownership.....	100.000	TIAA Board of Overseers .....	.N	
			26-1700245	4617853			T-C King Street Station LLC .....	.DE	.NIA	U.S. Cities Fund Operating, LP .....	Ownership.....	100.000	TIAA Board of Overseers .....	.N	
			47-2532161	4793047			T-C Savier Street Flats LLC .....	.DE	.NIA	U.S. Cities Fund Operating, LP .....	Ownership.....	100.000	TIAA Board of Overseers .....	.N	
			27-4180357	4618113			T-C State House on Congress Apartments LLC .....	.DE	.NIA	U.S. Cities Fund Operating, LP .....	Ownership.....	100.000	TIAA Board of Overseers .....	.N	
			14-2005711	4618131			T-C Stonecrest LLC .....	.DE	.NIA	U.S. Cities Fund Operating, LP .....	Ownership.....	100.000	TIAA Board of Overseers .....	.N	
			45-2892182	4618177			T-C Trio Apartments LLC .....	.DE	.NIA	U.S. Cities Fund Operating, LP .....	Ownership.....	100.000	TIAA Board of Overseers .....	.N	
			81-3629374	5057670			TCPF 300 SW 27 LLC .....	.DE	.NIA	U.S. Cities Fund Operating, LP .....	Ownership.....	100.000	TIAA Board of Overseers .....	.N	
			81-3738136	5115495			U.S. Cities Industrial CPF Fund LP .....	.DE	.NIA	U.S. Cities Fund Operating, LP .....	Ownership.....	100.000	TIAA Board of Overseers .....	.N	
			81-3681230	5115972			U.S. Cities Industrial CPF Fund REIT LLC .....	.DE	.NIA	U.S. Cities Industrial Fund LP .....	Ownership.....	100.000	TIAA Board of Overseers .....	.N	
							U.S. Cities Industrial CPF Fund Operating GP LLC .....								
			81-3671343	5116755			U.S. Cities Industrial CPF Fund Operating LP .....	.DE	.NIA	U.S. Cities Industrial Fund REIT LLC .....	Ownership.....	100.000	TIAA Board of Overseers .....	.N	
			81-3757117	5116250			U.S. Cities Industrial Fund REIT LLC .....	.DE	.NIA	U.S. Cities Industrial Fund REIT LLC .....	Ownership.....	100.000	TIAA Board of Overseers .....	.N	
			81-3765537	5115507			U.S. Cities Multifamily CPF Fund LP .....	.DE	.NIA	U.S. Cities Fund Operating, LP .....	Ownership.....	100.000	TIAA Board of Overseers .....	.N	
			81-3870674	5115963			U.S. Cities Multifamily CPF Fund REIT LLC .....	.DE	.NIA	U.S. Cities Multifamily Fund LP .....	Ownership.....	100.000	TIAA Board of Overseers .....	.N	
							U.S. Cities Multifamily CPF Fund Operating GP LLC .....								
			81-3716920	5116782			U.S. Cities Multifamily CPF Fund Operating LP .....	.DE	.NIA	U.S. Cities Multifamily Fund REIT LLC .....	Ownership.....	100.000	TIAA Board of Overseers .....	.N	
			81-3794611	5116773			U.S. Cities Multifamily CPF Fund Operating LP .....	.DE	.NIA	U.S. Cities Multifamily Fund REIT LLC .....	Ownership.....	100.000	TIAA Board of Overseers .....	.N	
			81-3814378	5115516			U.S. Cities Office CPF Fund LP .....	.DE	.NIA	U.S. Cities Fund Operating, LP .....	Ownership.....	100.000	TIAA Board of Overseers .....	.N	
			81-3911937	5115945			U.S. Cities Office CPF Fund REIT LLC .....	.DE	.NIA	U.S. Cities Office Fund LP .....	Ownership.....	100.000	TIAA Board of Overseers .....	.N	

SCHEDULE Y  
PART 1A - DETAIL OF INSURANCE HOLDING COMPANY SYSTEM

1	2	3	4	5	6	7	8	9	10	11	12	13	14	15	16
Group Code	Group Name	NAIC Company Code	ID Number	Federal RSSD	CIK	Name of Securities Exchange if Publicly Traded (U.S. or International)	Names of Parent, Subsidiaries Or Affiliates	Domi-ciliary Location	Relation-ship to Reporting Entity	Directly Controlled by (Name of Entity/Person)	Type of Control (Ownership, Board, Management, Attorney-in-Fact, Influence, Other)	If Control is Owner-ship Provide Percen-tage	Ultimate Controlling Entity(ies)/Person(s)	Is an SCA Filing Re-quired? (Y/N)	*
			81-3881522	5116595			U.S. Cities Office CPF Fund Operating GP LLC	DE	NIA	U.S. Cities Office Fund REIT LLC	Ownership	100.000	TIAA Board of Overseers	N	
			81-3839479	5116791			U.S. Cities Office CPF Fund Operating LP	DE	NIA	U.S. Cities Office Fund REIT LLC	Ownership	100.000	TIAA Board of Overseers	N	
			35-2589573	5117631			T-C World Trade Center North LLC	DE	NIA	U.S. Cities Office Fund Operating LP	Ownership	100.000	TIAA Board of Overseers	N	
			81-3437405	5057689			U.S. Cities Retail CPF Fund LP	DE	NIA	U.S. Cities Fund Operating, LP	Ownership	100.000	TIAA Board of Overseers	N	
			81-3573421	5066403			U.S. Cities Retail CPF Fund REIT LLC	DE	NIA	U.S. Cities Retail Fund LP	Ownership	100.000	TIAA Board of Overseers	N	
							U.S. Cities Retail CPF Fund Operating GP LLC								
			81-3578259	5086924				DE	NIA	U.S. Cities Retail Fund REIT LLC	Ownership	100.000	TIAA Board of Overseers	N	
			81-3473773	5075713			U.S. Cities Retail CPF Fund Operating LP	DE	NIA	U.S. Cities Retail Fund REIT LLC	Ownership	100.000	TIAA Board of Overseers	N	
			81-2914954	5106457			CPF/UIR JV Member LLC	DE	NIA	U.S. Cities Retail Fund Operating LP	Ownership	100.000	TIAA Board of Overseers	N	
			81-2928112	5110034			CPF/UIR Joint Venture LLC	DE	NIA	CPF/UIR JV Member LLC	Ownership	51.000	TIAA Board of Overseers	N	
			81-2955427	5110490			CPF 636 Sixth Avenue LLC	DE	NIA	CPF/UIR Joint Venture LLC	Ownership	100.000	TIAA Board of Overseers	N	
			47-2264739	4785949			T-C 636 Sixth Avenue Retail LLC	DE	NIA	CPF 636 Sixth Avenue LLC	Ownership	100.000	TIAA Board of Overseers	N	
			81-2982618	5110511			CPF 856 Market Street LLC	DE	NIA	CPF/UIR Joint Venture LLC	Ownership	100.000	TIAA Board of Overseers	N	
			81-2973332	5110502			CPF 1511 Third Avenue LLC	DE	NIA	CPF/UIR Joint Venture LLC	Ownership	100.000	TIAA Board of Overseers	N	
				4785930			T-C 1608 Chestnut General Partner LLC	DE	NIA	CPF/UIR Joint Venture LLC	Ownership	100.000	TIAA Board of Overseers	N	
				4843371			1608 Chestnut Partners LP	DE	NIA	T-C 1608 Chestnut General Partner LLC	Ownership	1.000	TIAA Board of Overseers	N	2900
				4785958			T-C 1608 Chestnut Limited Partner LLC	DE	NIA	CPF/UIR Joint Venture LLC	Ownership	100.000	TIAA Board of Overseers	N	
				4843371			1608 Chestnut Partners LP	DE	NIA	T-C 1608 Chestnut Limited Partner LLC	Ownership	99.000	TIAA Board of Overseers	N	2900
			27-4116676	4618092			T-C Potomac Promenade LLC	DE	NIA	U.S. Cities Retail Fund Operating LP	Ownership	100.000	TIAA Board of Overseers	N	
			47-4935916	4952611			TCAM Core Prop Fund REIT 2 LLC	DE	NIA	U.S. Cities Fund, LP	Ownership	100.000	TIAA Board of Overseers	N	
			47-4016470	4865159			T-C 51 Sleeper Street LLC	DE	NIA	TCAM Core Prop Fund REIT 2 LLC	Ownership	100.000	TIAA Board of Overseers	N	
							Nuveen High Yield Municipal Opportunitites Fund LP	DE	NIA	Teachers Insurance and Annuity Association of America	Ownership	100.000	TIAA Board of Overseers	N	
										Teachers Insurance and Annuity Association of America					
							Nuveen Municipal Opportunities Fund LP	DE	NIA	Teachers Insurance and Annuity Association of America	Ownership	100.000	TIAA Board of Overseers	N	
			81-2429791	5194061			Nuveen Real Estate U.S. Strategic Industrial Fund I LP	DE	NIA	Teachers Insurance and Annuity Association of America	Management		TIAA Board of Overseers	N	
										Teachers Insurance and Annuity Association of America					
			26-4750562	4600846			Occator Agricultural Properties, LLC	DE	NIA	Occator Agricultural Properties, LLC	Ownership	100.000	TIAA Board of Overseers	N	
			46-1768969	4611860			AGR Agricultural Investments, LLC	DE	NIA	Occator Agricultural Properties, LLC	Ownership	100.000	TIAA Board of Overseers	N	
				4643861			Ridley Corporation Limited	AUS	NIA	AGR Agricultural Investments	Influence		TIAA Board of Overseers	N	
				5106475			Mandala Food Co-Investment Holdings II SPV	MUS	NIA	Occator Agricultural Properties, LLC	Ownership	100.000	TIAA Board of Overseers	N	
			45-1125143	4628608			Materra, LLC	CA	NIA	Occator Agricultural Properties, LLC	Influence		TIAA Board of Overseers	N	
			26-4621336	4644475			Teays River Investments, LLC	DE	NIA	Occator Agricultural Properties, LLC	Influence		TIAA Board of Overseers	N	
										Teachers Insurance and Annuity Association of America					
			26-4248579	4313025			Oleum Holding Company, Inc.	DE	NIA	Teachers Insurance and Annuity Association of America	Ownership	100.000	TIAA Board of Overseers	Y	
				4313100			Polar Star Canadian Oil and Gas Holding, Inc	CAN	NIA	Oleum Holding Company, Inc.	Ownership	100.000	TIAA Board of Overseers	N	
				4612755			Adastra Management, Inc.	CAN	NIA	Polar Star Canadian Oil and Gas Holding, Inc	Management		TIAA Board of Overseers	N	
				4936095			Nova Star Oil and Gas Inc.	CAN	NIA	Polar Star Canadian Oil and Gas Holding, Inc	Ownership	100.000	TIAA Board of Overseers	N	
				4313128			Polar Star Canadian Oil and Gas, Inc.	CAN	NIA	Polar Star Canadian Oil and Gas Holding, Inc	Ownership	100.000	TIAA Board of Overseers	N	
										Teachers Insurance and Annuity Association of America					
			26-3821015	4630133			Pinnacle Third Avenue, LP	DE	NIA	Teachers Insurance and Annuity Association of America	Influence		TIAA Board of Overseers	N	
			81-6646838	5018644			Primary Residential Individual Mortgage Entity Trust	DE	NIA	Teachers Insurance and Annuity Association of America	Ownership	100.000	TIAA Board of Overseers	N	
										Teachers Insurance and Annuity Association of America					
			45-2792614	4601142			Renewable Timber Europe, LLC	DE	NIA	Teachers Insurance and Annuity Association of America	Ownership	100.000	TIAA Board of Overseers	N	
				4990994			Renewable Timber Netherlands B.V.	POL	NIA	Renewable Timber Europe, LLC	Ownership	100.000	TIAA Board of Overseers	N	
				4614713			Topola Lasy Spolka z.o.o.	POL	NIA	Renewable Timber Netherlands B.V.	Ownership	100.000	TIAA Board of Overseers	N	

**SCHEDULE Y**  
**PART 1A - DETAIL OF INSURANCE HOLDING COMPANY SYSTEM**

1	2	3	4	5	6	7	8	9	10	11	12	13	14	15	16
Group Code	Group Name	NAIC Company Code	ID Number	Federal RSSD	CIK	Name of Securities Exchange if Publicly Traded (U.S. or International)	Names of Parent, Subsidiaries Or Affiliates	Domi-ciliary Location	Relation-ship to Reporting Entity	Directly Controlled by (Name of Entity/Person)	Type of Control (Ownership, Board, Management, Attorney-in-Fact, Influence, Other)	If Control is Owner-ship Provide Percen-tage	Ultimate Controlling Entity(ies)/Person(s)	Is an SCA Filing Re-quired? (Y/N)	*
			61-1640765	4601759			Renewable Timber Resources, LLC	.DE	.NIA	Teachers Insurance and Annuity Association of America	Ownership	100.000	TIAA Board of Overseers	.N	
				4611927			Forestal y Agrícola Silvoligna Chile Limitada	.CHL	.NIA	Renewable Timber Resources, LLC	Ownership	100.000	TIAA Board of Overseers	.N	
			03-0543113	4868637			Siguler Guff Third Avenue, L.P.	.DE	.NIA	Teachers Insurance and Annuity Association of America	Ownership	100.000	TIAA Board of Overseers	.N	
				4858629			Social Infra, LLC	.DE	.NIA	Teachers Insurance and Annuity Association of America	Ownership	100.000	TIAA Board of Overseers	.N	
				4599977			T-C 20 Hunter Street (AUS) Pty Ltd	.AUS	.NIA	Teachers Insurance and Annuity Association of America	Ownership	100.000	TIAA Board of Overseers	.N	
			46-3922951	4599968			T-C 20 Hunter Street (US), LLC	.DE	.NIA	Teachers Insurance and Annuity Association of America	Ownership	100.000	TIAA Board of Overseers	.N	
			81-2525521	4998468			T-C 400 Montgomery, LLC	.DE	.NIA	Teachers Insurance and Annuity Association of America	Ownership	100.000	TIAA Board of Overseers	.N	
				5077128			400 Montgomery Investors, LLC	.DE	.NIA	T-C 400 Montgomery, LLC	Ownership	97.500	TIAA Board of Overseers	.N	
			27-4123754	4601777			T-C 685 Third Avenue Member, LLC	.DE	.NIA	Teachers Insurance and Annuity Association of America	Ownership	100.000	TIAA Board of Overseers	.N	
			27-3095569	4644000	1510620		T-C 685 Third Avenue, LLC	.DE	.NIA	T-C 685 Third Avenue Member, LLC	Ownership	100.000	TIAA Board of Overseers	.N	
			61-1754745	4843915			T-C 685 Third Avenue Owner LLC	.DE	.NIA	T-C 685 Third Avenue, LLC	Ownership	100.000	TIAA Board of Overseers	.N	
			46-4969690	4653972			T-C 699 Bourke Street LLC	.DE	.NIA	Teachers Insurance and Annuity Association of America	Ownership	100.000	TIAA Board of Overseers	.N	
			81-2490530	4998431			T-C Australia RE Holdings I, LLC	.DE	.NIA	Teachers Insurance and Annuity Association of America	Ownership	100.000	TIAA Board of Overseers	.N	
			81-2506975	5003426			T-C Australia RE Holdings II, LLC	.DE	.NIA	T-C Australia RE Holdings I, LLC	Ownership	100.000	TIAA Board of Overseers	.N	
				5084966			TIAA Australia Real Estate Trust	.AUS	.NIA	T-C Australia RE Holdings II, LLC	Ownership	100.000	TIAA Board of Overseers	.N	
				4868477			T-C 20 Hunter Street (AUS) Trust	.AUS	.NIA	TIAA Australia Real Estate Trust	Ownership	100.000	TIAA Board of Overseers	.N	
				5195255			TGA Miller Holding Trust	.AUS	.NIA	TIAA Australia Real Estate Trust	Ownership	100.000	TIAA Board of Overseers	.N	
				5201820			TGA Miller Street Trust	.AUS	.NIA	TGA Miller Holding Trust	Ownership	100.000	TIAA Board of Overseers	.N	
				5085749			TIAA Melbourne Retail Holding 1 Trust	.AUS	.NIA	TIAA Australia Real Estate Trust	Ownership	100.000	TIAA Board of Overseers	.N	
				5087891			TIAA Melbourne Retail Asset 1 Trust	.AUS	.NIA	TIAA Melbourne Retail Holding 1 Trust	Ownership	100.000	TIAA Board of Overseers	.N	
							TGA Australia Real Estate Trust 2	.AUS	.NIA	T-C Australia RE Holdings II, LLC	Ownership	100.000	TIAA Board of Overseers	.N	
							TGA PBSA Hold Trust	.AUS	.NIA	TGA Australia Real Estate Trust 2	Ownership	100.000	TIAA Board of Overseers	.N	
							TGA PBSA Asset Trust 1	.AUS	.NIA	TGA PBSA Hold Trust	Ownership	100.000	TIAA Board of Overseers	.N	
			47-2363168	4794503			T-C Europe Holding Inc.	.DE	.NIA	Teachers Insurance and Annuity Association of America	Ownership	100.000	TIAA Board of Overseers	.N	
			47-2369576	4794473			T-C Europe LP	.DE	.NIA	T-C Europe Holding Inc.	Ownership	1.000	TIAA Board of Overseers	.N	3000
			47-2369576	4794473			T-C Europe LP	.DE	.NIA	Teachers Insurance and Annuity Association of America	Ownership	99.000	TIAA Board of Overseers	.N	3000
				4843410			T-C Europe S.à r.l.	.LUX	.NIA	T-C Europe LP	Ownership	100.000	TIAA Board of Overseers	.N	
				4873501			Nightingale LuxCo S.à r.l.	.LUX	.NIA	T-C Europe S.à r.l.	Ownership	100.000	TIAA Board of Overseers	.N	
				4874665			T-C Nordics Investment AB	.SWE	.NIA	Nightingale LuxCo S.à r.l.	Ownership	100.000	TIAA Board of Overseers	.N	
				4908391			Sweden Nova Lund 1 AB	.SWE	.NIA	T-C Nordics Investment AB	Ownership	100.000	TIAA Board of Overseers	.N	
				4908403			Sweden Nova Lund 2 AB	.SWE	.NIA	T-C Nordics Investment AB	Ownership	100.000	TIAA Board of Overseers	.N	
				4841443			T-C Luxembourg Neptune Holdings S.à r.l.	.LUX	.NIA	T-C Europe S.à r.l.	Ownership	100.000	TIAA Board of Overseers	.N	
				4841993			T-C Neptune Holdings S. à r.l.	.LUX	.NIA	T-C Luxembourg Neptune Holdings S.à r.l.	Ownership	100.000	TIAA Board of Overseers	.N	
				4843401			Neptune Property Venture S.à r.l.	.LUX	.NIA	T-C Neptune Holdings S. à r.l.	Ownership	61.800	TIAA Board of Overseers	.N	
				4908373			Neptune Polish Property Venture BV	.NLD	.NIA	Neptune Property Venture S.à r.l.	Ownership	100.000	TIAA Board of Overseers	.N	
				4912736			Neptune Krakow SP. z.o.o.	.POL	.NIA	Neptune Polish Property Venture BV	Ownership	100.000	TIAA Board of Overseers	.N	
				4912745			Neptune Annapol SP. z.o.o.	.POL	.NIA	Neptune Polish Property Venture BV	Ownership	100.000	TIAA Board of Overseers	.N	
				5083633			Neptune Poznan SP. z.o.o.	.POL	.NIA	Neptune Polish Property Venture BV	Ownership	100.000	TIAA Board of Overseers	.N	
							Neptune Property Holding S.à r.l.	.LUX	.NIA	Neptune Property Venture S.à r.l.	Ownership	100.000	TIAA Board of Overseers	.N	
							Nemab Sugar City B.V.	.NLD	.NIA	Neptune Property Holding S.à r.l.	Ownership	100.000	TIAA Board of Overseers	.N	
							Silesia Outlet sp. z o.o	.POL	.NIA	Neptune Property Holding S.à r.l.	Ownership	100.000	TIAA Board of Overseers	.N	
				4908364			Neptune Holding Spain, S.L.	.ESP	.NIA	Neptune Property Venture S.à r.l.	Ownership	100.000	TIAA Board of Overseers	.N	

SCHEDULE Y  
PART 1A - DETAIL OF INSURANCE HOLDING COMPANY SYSTEM

1	2	3	4	5	6	7	8	9	10	11	12	13	14	15	16
Group Code	Group Name	NAIC Company Code	ID Number	Federal RSSD	CIK	Name of Securities Exchange if Publicly Traded (U.S. or International)	Names of Parent, Subsidiaries Or Affiliates	Domi-ciliary Location	Relation-ship to Reporting Entity	Directly Controlled by (Name of Entity/Person)	Type of Control (Ownership, Board, Management, Attorney-in-Fact, Influence, Other)	If Control is Owner-ship Provide Percen-tage	Ultimate Controlling Entity(ies)/Person(s)	Is an SCA Filing Re-quired? (Y/N)	*
				4912709			Promcat Alternativa, S.L.	.ESP	NIA	Neptune Holding Spain, S.L.	Ownership	100.000	TIAA Board of Overseers	.N	
				4948687			Neptune OPCI SAS	.FRA	NIA	Neptune Property Venture S.à r.l.	Ownership	100.000	TIAA Board of Overseers	.N	
				4952648			Roppenheim Holding SAS	.FRA	NIA	Neptune OPCI SAS	Ownership	100.000	TIAA Board of Overseers	.N	
				4901383			Roppenheim Outlet SNC	.FRA	NIA	Roppenheim Holding SAS	Ownership	100.000	TIAA Board of Overseers	.N	3100
				5195291			Neptune Polish HoldCo 2 B.V.	.NLD	NIA	Neptune Property Venture S.à r.l.	Ownership	100.000	TIAA Board of Overseers	.N	
				5198779			Neptune Ursus SP. z.o.o.	.POL	NIA	Neptune Polish HoldCo 2 B.V.	Ownership	100.000	TIAA Board of Overseers	.N	
				4949095			Neptune Roppenheim Holding S.à r.l	.FRA	NIA	Neptune Property Venture S.à r.l.	Ownership	100.000	TIAA Board of Overseers	.N	
				4901383			Roppenheim Outlet SNC	.FRA	NIA	Neptune Roppenheim Holding S.à r.l	Ownership	0.000	TIAA Board of Overseers	.N	3100
				5083642			Neptune Vicolungo I S.r.l.	.ITA	NIA	Neptune Property Venture S.à r.l.	Ownership	100.000	TIAA Board of Overseers	.N	
							Castel Guelfo I SRL	.ITA	NIA	Neptune Property Venture S.à r.l.	Ownership	100.000	TIAA Board of Overseers	.N	
				5083651			Neptune Madrid Holdco S.L.	.ESP	NIA	Neptune Property Venture S.à r.l.	Ownership	100.000	TIAA Board of Overseers	.N	
				5085691			Neptune Nassica Propco S.L.	.ESP	NIA	Neptune Madrid Holdco S.L.	Ownership	100.000	TIAA Board of Overseers	.N	
				5085703			Neptune Getafe Propco S.L.	.ESP	NIA	Neptune Madrid Holdco S.L.	Ownership	100.000	TIAA Board of Overseers	.N	
				5084920			Neptune Las Rozas Outlet S.L.	.ESP	NIA	Neptune Madrid Holdco S.L.	Ownership	100.000	TIAA Board of Overseers	.N	
				5084939			Neptune San Sebastian Outlet S.L.	.ESP	NIA	Neptune Madrid Holdco S.L.	Ownership	100.000	TIAA Board of Overseers	.N	
							Teachers Insurance and Annuity Association of America				Ownership	100.000	TIAA Board of Overseers	.N	
			45-2877772	4601786			T-C GA Real Estate Holdings, LLC	.DE	NIA	T-C GA Real Estate Holdings, LLC	Ownership	100.000	TIAA Board of Overseers	.N	
			46-0959792	4611936			8 Spruce Street GA Investor, LLC	.DE	NIA	8 Spruce Street GA Investor, LLC	Influence	100.000	TIAA Board of Overseers	.N	
			46-1403221	4619567			FC 8 Spruce Holdings, LLC	.DE	NIA	8 Spruce Street GA Investor, LLC	Ownership	100.000	TIAA Board of Overseers	.N	
				4511867			FC 8 Spruce Street Residential, LLC	.NY	NIA	FC 8 Spruce Holdings, LLC	Ownership	100.000	TIAA Board of Overseers	.N	
			84-2144204				2300 Broadway Storage Operator LLC	.DE	NIA	T-C GA Real Estate Holdings, LLC	Ownership	100.000	TIAA Board of Overseers	.N	
			82-1419222	5194360			Nuveen Global Cities REIT, Inc.	.MD	NIA	T-C GA Real Estate Holdings, LLC	Ownership	97.140	TIAA Board of Overseers	.N	
			82-1502883	5198788			Nuveen Global Cities REIT LP, LLC	.DE	NIA	Nuveen Global Cities REIT, Inc.	Ownership	100.000	TIAA Board of Overseers	.N	
			82-1507998	5198797			Nuveen Global Cities REIT OP, LP	.DE	NIA	Nuveen Global Cities REIT, Inc.	Ownership	100.000	TIAA Board of Overseers	.N	
			82-3527067	5205060			NR 844 North LLC	.DE	NIA	Nuveen Global Cities REIT OP, LP	Ownership	100.000	TIAA Board of Overseers	.N	
							NR APCF Investor Ltd.	.CYM	NIA	Nuveen Global Cities REIT OP, LP	Ownership	100.000	TIAA Board of Overseers	.N	
			82-5519657				NR Defoor Hills LLC	.DE	NIA	Nuveen Global Cities REIT OP, LP	Ownership	100.000	TIAA Board of Overseers	.N	
			82-3539243	5205088			NR Denver Industrial Portfolio LLC	.DE	NIA	Nuveen Global Cities REIT OP, LP	Ownership	100.000	TIAA Board of Overseers	.N	
			83-3651003				NR East Sego Lily LLC	.DE	NIA	Nuveen Global Cities REIT OP, LP	Ownership	100.000	TIAA Board of Overseers	.N	
							NR ECF Investor Ltd.	.DE	NIA	Nuveen Global Cities REIT OP, LP	Ownership	100.000	TIAA Board of Overseers	.N	
			83-1495411				NR Henderson 215 LLC	.DE	NIA	Nuveen Global Cities REIT OP, LP	Ownership	100.000	TIAA Board of Overseers	.N	
			82-3556058	5205079			NR Kirkland Crossing LLC	.DE	NIA	Nuveen Global Cities REIT OP, LP	Ownership	100.000	TIAA Board of Overseers	.N	
			83-1815798				NR Main Street at Kingwood LLC	.DE	NIA	Nuveen Global Cities REIT OP, LP	Ownership	100.000	TIAA Board of Overseers	.N	
			82-5503093				NR Tacara at Steiner Ranch LLC	.DE	NIA	Nuveen Global Cities REIT OP, LP	Ownership	100.000	TIAA Board of Overseers	.N	
			83-4299885				Nuveen Global Cities REIT Lending, LLC	.DE	NIA	Nuveen Global Cities REIT OP, LP	Ownership	100.000	TIAA Board of Overseers	.N	
			47-1535030	4750022			T-C 2 Herald Square Member LLC	.DE	NIA	T-C GA Real Estate Holdings, LLC	Ownership	100.000	TIAA Board of Overseers	.N	
			47-1650509	4751711			T-C 2 Herald Square Venture LLC	.DE	NIA	T-C 2 Herald Square Member LLC	Ownership	51.000	TIAA Board of Overseers	.N	
			47-1488131	4753573	1629144		T-C 2 Herald Square Owner LLC	.DE	NIA	T-C 2 Herald Square Venture LLC	Ownership	100.000	TIAA Board of Overseers	.N	
			27-2952349	4612045			T-C 1101 Pennsylvania Avenue LLC	.DE	NIA	T-C GA Real Estate Holdings, LLC	Ownership	100.000	TIAA Board of Overseers	.N	
			27-2952617	4651398			T-C 1101 Pennsylvania Avenue Venture LLC	.DE	NIA	T-C 1101 Pennsylvania Avenue LLC	Ownership	51.000	TIAA Board of Overseers	.N	
			27-2952860	4863472	1577584		T-C 1101 Pennsylvania Avenue Owner LLC	.DE	NIA	T-C 1101 Pennsylvania Avenue Venture LLC	Ownership	100.000	TIAA Board of Overseers	.N	
			46-1851206	4611954			T-C 33 Arch Street Member, LLC	.DE	NIA	T-C GA Real Estate Holdings, LLC	Ownership	100.000	TIAA Board of Overseers	.N	
			46-1805501	4613985			T-C 33 Arch Street Venture, LLC	.DE	NIA	T-C 33 Arch Street Member, LLC	Ownership	51.000	TIAA Board of Overseers	.N	
			45-2792699	4617198	1577586		T-C 33 Arch Street, LLC	.DE	NIA	T-C 33 Arch Street Venture, LLC	Ownership	100.000	TIAA Board of Overseers	.N	
			46-1754709	4612018			T-C 470 Park Avenue South Member LLC	.DE	NIA	T-C GA Real Estate Holdings, LLC	Ownership	100.000	TIAA Board of Overseers	.N	
			46-1744112	4613994			T-C 470 Park Avenue South Venture LLC	.DE	NIA	T-C 470 Park Avenue South Member LLC	Ownership	51.000	TIAA Board of Overseers	.N	
			46-1754243	4617321	1577563		T-C 470 Park Avenue South Owner LLC	.DE	NIA	T-C 470 Park Avenue South Venture LLC	Ownership	100.000	TIAA Board of Overseers	.N	
			46-1828055	4612036			T-C 475 Fifth Avenue Member, LLC	.DE	NIA	T-C GA Real Estate Holdings, LLC	Ownership	100.000	TIAA Board of Overseers	.N	
			46-1839003	4614889			T-C 475 Fifth Avenue Venture LLC	.DE	NIA	T-C 475 Fifth Avenue Member, LLC	Ownership	51.000	TIAA Board of Overseers	.N	
			45-3229803	4617330	1577564		T-C 475 Fifth Avenue, LLC	.DE	NIA	T-C 475 Fifth Avenue Venture LLC	Ownership	100.000	TIAA Board of Overseers	.N	
			47-2189075	4763312			T-C 800 17th Street NW Member LLC	.DE	NIA	T-C GA Real Estate Holdings, LLC	Ownership	100.000	TIAA Board of Overseers	.N	
			47-2118640	4763787			T-C 800 17th Street NW Venture LLC	.DE	NIA	T-C 800 17th Street NW Member LLC	Ownership	50.100	TIAA Board of Overseers	.N	
			47-2069910	4767730	1629146		T-C 800 17th Street NW Owner LLC	.DE	NIA	T-C 800 17th Street NW Venture LLC	Ownership	100.000	TIAA Board of Overseers	.N	
			47-4665824	4904366			T-C 888 Brannan Member LLC	.DE	NIA	T-C GA Real Estate Holdings, LLC	Ownership	100.000	TIAA Board of Overseers	.N	

STATEMENT AS OF JUNE 30, 2019 OF THE TIAA-CREF LIFE INSURANCE COMPANY

SCHEDULE Y  
PART 1A - DETAIL OF INSURANCE HOLDING COMPANY SYSTEM

1	2	3	4	5	6	7	8	9	10	11	12	13	14	15	16
Group Code	Group Name	NAIC Company Code	ID Number	Federal RSSD	CIK	Name of Securities Exchange if Publicly Traded (U.S. or International)	Names of Parent, Subsidiaries Or Affiliates	Domi-ciliary Location	Relation-ship to Reporting Entity	Directly Controlled by (Name of Entity/Person)	Type of Control (Ownership, Board, Management, Attorney-in-Fact, Influence, Other)	If Control is Owner-ship Provide Percen-tage	Ultimate Controlling Entity(ies)/Person(s)	Is an SCA Filing Re-quired? (Y/N)	*
			47-4684031	4904955			T-C 888 Brannan Venture LLC	DE	NIA	T-C 888 Brannan Member LLC	Ownership	50.100	TIAA Board of Overseers	N	
			47-4674147	4908319			T-C 888 Brannan Owner LLC	DE	NIA	T-C 888 Brannan Venture LLC	Ownership	100.000	TIAA Board of Overseers	N	
			47-5605380	4971845			T-C 888 Brannan TRS, LLC	DE	NIA	T-C 888 Brannan Owner LLC	Ownership	100.000	TIAA Board of Overseers	N	
			45-3479701	4612081			T-C 2300 Broadway, LLC	DE	NIA	T-C GA Real Estate Holdings, LLC	Ownership	100.000	TIAA Board of Overseers	N	
			46-1220681	4612139			T-C Aspira LLC	DE	NIA	T-C GA Real Estate Holdings, LLC	Ownership	100.000	TIAA Board of Overseers	N	
			46-1791581	4612054			T-C Franklin Square Member, LLC	DE	NIA	T-C GA Real Estate Holdings, LLC	Ownership	100.000	TIAA Board of Overseers	N	
			46-1794486	4615569			T-C Franklin Square Venture LLC	DE	NIA	T-C Franklin Square Member, LLC	Ownership	51.000	TIAA Board of Overseers	N	
			26-0011770	4617611	1577581		TIAA Franklin Square, LLC	DE	NIA	T-C Franklin Square Venture LLC	Ownership	100.000	TIAA Board of Overseers	N	
			47-2023405	4763303			T-C Hall of States Member LLC	DE	NIA	T-C GA Real Estate Holdings, LLC	Ownership	100.000	TIAA Board of Overseers	N	
			47-2043468	4763796			T-C Hall of States Venture LLC	DE	NIA	T-C Hall of States Member LLC	Ownership	50.100	TIAA Board of Overseers	N	
			47-2034237	4767749	1629145		T-C Hall of States Owner LLC	DE	NIA	T-C Hall of States Venture LLC	Ownership	100.000	TIAA Board of Overseers	N	
			45-4045658	4612148			T-C Kings Crossing, LLC	DE	NIA	T-C GA Real Estate Holdings, LLC	Ownership	100.000	TIAA Board of Overseers	N	
			46-1120016	4601973			T-C Legacy Place Member, LLC	DE	NIA	T-C GA Real Estate Holdings, LLC	Ownership	100.000	TIAA Board of Overseers	N	
			46-0876833	4628550			Legacy Place Associates, LLC	MA	NIA	T-C Legacy Place Member, LLC	Ownership	50.000	TIAA Board of Overseers	N	
							300 Legacy Place Boulevard LLC	DE	NIA	Legacy Place Associates, LLC	Ownership	100.000	TIAA Board of Overseers	N	
							Legacy Place Properties, LLC	MA	NIA	Legacy Place Associates, LLC	Ownership	100.000	TIAA Board of Overseers	N	
			47-2903922	4843326			T-C Republic Square Member LLC	DE	NIA	T-C GA Real Estate Holdings, LLC	Ownership	100.000	TIAA Board of Overseers	N	
			47-2867784	4843979			T-C Republic Square Venture LLC	DE	NIA	T-C Republic Square Member LLC	Ownership	50.100	TIAA Board of Overseers	N	
			47-3033681	4844659			T-C Republic Square REIT LLC	DE	NIA	T-C Republic Square Venture LLC	Ownership	100.000	TIAA Board of Overseers	N	
			47-3091198	4844798			T-C Republic Square Mezzanine LLC	DE	NIA	T-C Republic Square REIT LLC	Ownership	100.000	TIAA Board of Overseers	N	
			47-2793452	4847735			T-C Republic Square Owner LLC	DE	NIA	T-C Republic Square Mezzanine LLC	Ownership	100.000	TIAA Board of Overseers	N	
			47-1379500	4749969			The Flats Holding Company LLC	DE	NIA	T-C GA Real Estate Holdings, LLC	Ownership	100.000	TIAA Board of Overseers	N	
			47-1347366	4752503			The Flats 130 DC Residential LLC	DE	NIA	The Flats Holding Company LLC	Ownership	100.000	TIAA Board of Overseers	N	
			47-1363564	4752512			The Flats 140 DC Residential LLC	DE	NIA	The Flats Holding Company LLC	Ownership	100.000	TIAA Board of Overseers	N	
			47-1367530	4751766			The Flats DC Grocery LLC	DE	NIA	The Flats Holding Company LLC	Ownership	100.000	TIAA Board of Overseers	N	
			46-4567368	4651473			T-C JK I, LLC	DE	NIA	Teachers Insurance and Annuity Association of America	Ownership	100.000	TIAA Board of Overseers	N	
				4680316			Adeoti Empreendimentos Imobiliários Ltda	BRA	NIA	T-C JK I, LLC	Ownership	51.000	TIAA Board of Overseers	N	3200
			46-4587620	4651482			T-C JK II, LLC	DE	NIA	Teachers Insurance and Annuity Association of America	Ownership	100.000	TIAA Board of Overseers	N	
				4680316			Adeoti Empreendimentos Imobiliários Ltda	BRA	NIA	T-C JK II, LLC	Ownership	49.000	TIAA Board of Overseers	N	3200
			47-4095803	4864022			T-C Lux Fund Holdings LLC	DE	NIA	Teachers Insurance and Annuity Association of America	Ownership	100.000	TIAA Board of Overseers	N	
							T-C Lux Investments Special Limited Partnership	LUX	NIA	T-C Lux Fund Holdings LLC	Ownership	100.000	TIAA Board of Overseers	N	
				4896256			European Cities Partnership SCSp	LUX	NIA	T-C Lux Investments Special Limited Partnership	Influence		TIAA Board of Overseers	N	1100
				4894805			Global Real Estate Debt Partners Fund I (UK)	LUX	NIA	T-C Lux Investments Special Limited Partnership	Ownership	24.300	TIAA Board of Overseers	N	1900
			81-4583865	5137956			T-C MV Member LLC	DE	NIA	Teachers Insurance and Annuity Association of America	Ownership	100.000	TIAA Board of Overseers	N	
			81-4599024	5147049			T-C M-T REIT LLC	DE	NIA	T-C M-T Venture LLC	Ownership	99.900	TIAA Board of Overseers	N	
			47-1954609	4759605			T-C Mt. Ommaney Centre Holding Company LLC	DE	NIA	Teachers Insurance and Annuity Association of America	Ownership	100.000	TIAA Board of Overseers	N	
			47-1828871	4749905			T-C Mt. Ommaney Centre LLC	DE	NIA	T-C Mt. Ommaney Centre Holding Company LLC	Ownership	100.000	TIAA Board of Overseers	N	
			82-1023309	5117800			T-C Permian Investor LLC	DE	NIA	Teachers Insurance and Annuity Association of America	Ownership	100.000	TIAA Board of Overseers	N	
			46-3007720	4599874			T-C SBMC Joint Venture LLC	DE	NIA	Teachers Insurance and Annuity Association of America	Ownership	100.000	TIAA Board of Overseers	N	
			20-8309570	4601795			T-C SMA I, LLC	DE	NIA	Teachers Insurance and Annuity Association of America	Ownership	100.000	TIAA Board of Overseers	N	
			20-8309587	4619790			CPIIB-TIAA US Real Property Fund LP	DE	NIA	Teachers Insurance and Annuity Association of America	Ownership	50.000	TIAA Board of Overseers	N	3300

SCHEDULE Y  
PART 1A - DETAIL OF INSURANCE HOLDING COMPANY SYSTEM

1	2	3	4	5	6	7	8	9	10	11	12	13	14	15	16
Group Code	Group Name	NAIC Company Code	ID Number	Federal RSSD	CIK	Name of Securities Exchange if Publicly Traded (U.S. or International)	Names of Parent, Subsidiaries Or Affiliates	Domi-ciliary Location	Relation-ship to Reporting Entity	Directly Controlled by (Name of Entity/Person)	Type of Control (Ownership, Board, Management, Attorney-in-Fact, Influence, Other)	If Control is Owner-ship Provide Per-centage	Ultimate Controlling Entity(ies)/Person(s)	Is an SCA Filing Re-quired? (Y/N)	*
			20-8309587	4619790			CPPIB-TIAA US Real Property Fund LP	DE	NIA	T-C SMA 1, LLC	Ownership	1.000	TIAA Board of Overseers	N	3300
			20-8309622	4644019			C-T Shenandoah, LLC	DE	NIA	CPPIB-TIAA US Real Property Fund LP	Ownership	100.000	TIAA Board of Overseers	N	
			36-4620008	4599128			T-C SMA 2, LLC	DE	NIA	Teachers Insurance and Annuity Association of America	Ownership	100.000	TIAA Board of Overseers	N	
			36-4619998	4634029			PennMuni-TIAA U.S. Real Estate Fund, LLC	DE	NIA	T-C SMA 2, LLC	Management		TIAA Board of Overseers	N	
			47-1508630	4746968			T-C 526 Route 46 LLC	DE	NIA	PennMuni-TIAA U.S. Real Estate Fund, LLC	Ownership	100.000	TIAA Board of Overseers	N	
			26-2762767	4644028			T-C Barton Springs LLC	DE	NIA	PennMuni-TIAA U.S. Real Estate Fund, LLC	Ownership	100.000	TIAA Board of Overseers	N	
			26-2719700	4644037			T-C Century Plaza LLC	DE	NIA	PennMuni-TIAA U.S. Real Estate Fund, LLC	Ownership	100.000	TIAA Board of Overseers	N	
			47-2569491	4843317			T-C Copley LLC	DE	NIA	PennMuni-TIAA U.S. Real Estate Fund, LLC	Ownership	100.000	TIAA Board of Overseers	N	
			27-4023559	4644046			T-C Des Peres Corners LLC	DE	NIA	PennMuni-TIAA U.S. Real Estate Fund, LLC	Ownership	100.000	TIAA Board of Overseers	N	
			81-2272411	5010666			T-C Fairway Center II LLC	DE	NIA	PennMuni-TIAA U.S. Real Estate Fund, LLC	Ownership	100.000	TIAA Board of Overseers	N	
			46-3678318	4644103			T-C RDC, LLC	DE	NIA	PennMuni-TIAA U.S. Real Estate Fund, LLC	Ownership	100.000	TIAA Board of Overseers	N	
			45-3525878	4644112			T-C Scripps Ranch LLC	DE	NIA	PennMuni-TIAA U.S. Real Estate Fund, LLC	Ownership	100.000	TIAA Board of Overseers	N	
			27-3415834	4644130			T-C Shoppes at Monarch Lakes LLC	DE	NIA	PennMuni-TIAA U.S. Real Estate Fund, LLC	Ownership	100.000	TIAA Board of Overseers	N	
			46-4977129	4653909			T-C Uptown Apartments, LLC	DE	NIA	PennMuni-TIAA U.S. Real Estate Fund, LLC	Ownership	100.000	TIAA Board of Overseers	N	
			27-1858182	4599137			T-C SMA III, LLC	DE	NIA	Teachers Insurance and Annuity Association of America	Ownership	100.000	TIAA Board of Overseers	N	
			81-2204918	4990976			T-C The Edge at Flagler Village, LLC	DE	NIA	Teachers Insurance and Annuity Association of America	Ownership	100.000	TIAA Board of Overseers	N	
			81-2676934	5012370			T-C UK RE Holdings I, LLC	DE	NIA	Teachers Insurance and Annuity Association of America	Ownership	100.000	TIAA Board of Overseers	N	
			81-2691474	5014299			T-C UK RE Holdings II, LLC	DE	NIA	T-C UK RE Holdings I, LLC	Ownership	100.000	TIAA Board of Overseers	N	
			81-3299073	5018635			T-C UK RE Holdings III, LLC	DE	NIA	T-C UK RE Holdings II, LLC	Ownership	100.000	TIAA Board of Overseers	N	
				5044586			Thurrock Retail Park Unit Trust	JEY	NIA	T-C UK RE Holdings III, LLC	Ownership	99.500	TIAA Board of Overseers	N	3400
				5044586			Thurrock Retail Park Unit Trust	JEY	NIA	T-C UK RE Holdings II, LLC	Ownership	0.500	TIAA Board of Overseers	N	3400
			47-3148337	4894869			T-C U.S. Super Regional Mall Fund LP	DE	NIA	Teachers Insurance and Annuity Association of America	Management		TIAA Board of Overseers	N	
			83-0977309				SRMF Baybrook REIT LLC	DE	NIA	T-C U.S. Super Regional Mall Fund LP	Ownership	100.000	TIAA Board of Overseers	N	
			83-0990258				SRMF Baybrook Investor TRS LLC	DE	NIA	SRMF Baybrook REIT LLC	Ownership	100.000	TIAA Board of Overseers	N	
			83-1015425				SRMF Baybrook Investor Member LLC	DE	NIA	SRMF Baybrook REIT LLC	Ownership	100.000	TIAA Board of Overseers	N	
			83-1028560				SRMF La Cantera REIT LLC	DE	NIA	T-C U.S. Super Regional Mall Fund LP	Ownership	100.000	TIAA Board of Overseers	N	
			83-1046807				SRMF La Cantera Investor Member LLC	DE	NIA	SRMF La Cantera REIT LLC	Ownership	100.000	TIAA Board of Overseers	N	
			83-1059934				SRMF TMIC REIT LLC	DE	NIA	T-C U.S. Super Regional Mall Fund LP	Ownership	100.000	TIAA Board of Overseers	N	
			83-1070532				SRMF TMIC Investor Member LLC	DE	NIA	SRMF TMIC REIT LLC	Ownership	100.000	TIAA Board of Overseers	N	
			81-4717093	5098459			SRMF Town Square Investor Member LLC	DE	NIA	T-C U.S. Super Regional Mall Fund LP	Ownership	100.000	TIAA Board of Overseers	N	
				5104547			SRMF Town Square Venture LLC	DE	NIA	SRMF Town Square Investor Member LLC	Ownership	85.000	TIAA Board of Overseers	N	
							SRMF Town Square Owner LLC	DE	NIA	SRMF Town Square Venture LLC	Ownership	100.000	TIAA Board of Overseers	N	
			47-4447657	4896322			T-C Pearl Reit 2 LLC	DE	NIA	T-C U.S. Super Regional Mall Fund LP	Ownership	100.000	TIAA Board of Overseers	N	
			47-5379777	4925512			T-C Waterford Blue Lagoon General Partner, LLC	DE	NIA	Teachers Insurance and Annuity Association of America	Ownership	100.000	TIAA Board of Overseers	N	
			47-5392075	4927785			Waterford Blue Lagoon LP	DE	NIA	T-C Waterford Blue Lagoon General Partner, LLC	Ownership	1.000	TIAA Board of Overseers	N	3500
			47-5375805	4925503			T-C Waterford Blue Lagoon, LLC	DE	NIA	Teachers Insurance and Annuity Association of America	Ownership	100.000	TIAA Board of Overseers	N	
			47-5392075	4927785			Waterford Blue Lagoon LP	DE	NIA	T-C Waterford Blue Lagoon, LLC	Ownership	50.000	TIAA Board of Overseers	N	3500
			81-0779817	4930226			Westland At Waterford REIT General Partner LLC	DE	NIA	Waterford Blue Lagoon LP	Ownership	100.000	TIAA Board of Overseers	N	
			47-5321319	4930196			Westland At Waterford REIT LP	DE	NIA	Waterford Blue Lagoon LP	Ownership	100.000	TIAA Board of Overseers	N	
			47-5635267	4933003			Westland At Waterford General Partner LLC	DE	NIA	Westland At Waterford REIT LP	Ownership	100.000	TIAA Board of Overseers	N	
			47-5580924	4932994			Westland At Waterford Operating LP	DE	NIA	Westland At Waterford REIT LP	Ownership	100.000	TIAA Board of Overseers	N	
				4930244			Waterford Blue Lagoon REIT General Partner LLC	DE	NIA	Waterford Blue Lagoon LP	Ownership	100.000	TIAA Board of Overseers	N	
			47-5305678	4930208			Waterford Blue Lagoon REIT LP	DE	NIA	Waterford Blue Lagoon LP	Ownership	100.000	TIAA Board of Overseers	N	
			47-5642524	4933067			5201-5301 Waterford General Partner LLC	DE	NIA	Waterford Blue Lagoon REIT LP	Ownership	100.000	TIAA Board of Overseers	N	

**SCHEDULE Y**  
**PART 1A - DETAIL OF INSURANCE HOLDING COMPANY SYSTEM**

1	2	3	4	5	6	7	8	9	10	11	12	13	14	15	16
Group Code	Group Name	NAIC Company Code	ID Number	Federal RSSD	CIK	Name of Securities Exchange if Publicly Traded (U.S. or International)	Names of Parent, Subsidiaries Or Affiliates	Domi-ciliary Location	Relation-ship to Reporting Entity	Directly Controlled by (Name of Entity/Person)	Type of Control (Ownership, Board, Management, Attorney-in-Fact, Influence, Other)	If Control is Owner-ship Provide Percen-tage	Ultimate Controlling Entity(ies)/Person(s)	Is an SCA Filing Re-quired? (Y/N)	*
			47-5541032	4933012			5201-5301 Waterford Operating LP	.DE	NIA	Waterford Blue Lagoon REIT LP	Ownership	100.000	TIAA Board of Overseers	.N	
			47-5672651	4933076			5200 Waterford General Partner LLC	.DE	NIA	Waterford Blue Lagoon REIT LP	Ownership	100.000	TIAA Board of Overseers	.N	
			47-5498897	4933021			5200 Waterford Operating LP	.DE	NIA	Waterford Blue Lagoon REIT LP	Ownership	100.000	TIAA Board of Overseers	.N	
			81-0722154	4933085			1000 Waterford General Partner LLC	.DE	NIA	Waterford Blue Lagoon REIT LP	Ownership	100.000	TIAA Board of Overseers	.N	
			47-5479437	4933030			1000 Waterford Operating LP	.DE	NIA	Waterford Blue Lagoon REIT LP	Ownership	100.000	TIAA Board of Overseers	.N	
			47-5445045	4933115			703 Waterford General Partner LLC	.DE	NIA	Waterford Blue Lagoon REIT LP	Ownership	100.000	TIAA Board of Overseers	.N	
			47-5471474	4933049			703 Waterford Operating LP	.DE	NIA	Waterford Blue Lagoon REIT LP	Ownership	100.000	TIAA Board of Overseers	.N	
			47-5405436	4933124			701 Waterford General Partner LLC	.DE	NIA	Waterford Blue Lagoon REIT LP	Ownership	100.000	TIAA Board of Overseers	.N	
			47-5417563	4933058			701 Waterford Operating LP	.DE	NIA	Waterford Blue Lagoon REIT LP	Ownership	100.000	TIAA Board of Overseers	.N	
			81-0733012	4930217			Waterford Core General Partner LLC	.DE	NIA	Waterford Blue Lagoon LP	Ownership	100.000	TIAA Board of Overseers	.N	
			47-5587163	4928661			Waterford Core Operating LP	.DE	NIA	Waterford Blue Lagoon LP	Ownership	100.000	TIAA Board of Overseers	.N	
			82-2631273	5165557			Waterford Core REIT General Partner LLC	.DE	NIA	Waterford Blue Lagoon LP	Ownership	100.000	TIAA Board of Overseers	.N	
			82-2646233	5165566			Waterford Core REIT LP	.DE	NIA	Waterford Blue Lagoon LP	Ownership	100.000	TIAA Board of Overseers	.N	
			82-2663579	5165548			Waterford Core II Operating LP	.DE	NIA	Waterford Blue Lagoon LP	Ownership	100.000	TIAA Board of Overseers	.N	
			82-2672297	5165539			Waterford Core II General Partner LLC	.DE	NIA	Waterford Blue Lagoon LP	Ownership	100.000	TIAA Board of Overseers	.N	
							Teachers Insurance and Annuity Association of America								
			81-2146865	5041688			TEFF Holdco LLC	.DE	NIA	TEFF Holdco LLC	Ownership	100.000	TIAA Board of Overseers	.N	
			98-1310748	5041660			TIAA European Farmland Fund GP LP	.CYM	NIA	TEFF Holdco LLC	Ownership	50.000	TIAA Board of Overseers	.N	400
			98-1310748	5042658			TIAA European Farmland Fund LP	.CYM	NIA	TEFF Holdco LLC	Management		TIAA Board of Overseers	.N	
				5043066			TEFF Holding S.a.r.l	.LUX	NIA	TIAA European Farmland Fund LP	Ownership	100.000	TIAA Board of Overseers	.N	
				5044607			TEFF Investments B.V.	.NLD	NIA	TEFF Holding S.a.r.l	Ownership	100.000	TIAA Board of Overseers	.N	
							Areal III Spolka z o.o.	.POL	NIA	TEFF Investments B.V.	Ownership	100.000	TIAA Board of Overseers	.N	
							Hodowla Zwierząt Zarodowych Choczewo Spolka z o.o.	.POL	NIA	Areal III SP. z o.o.	Ownership	100.000	TIAA Board of Overseers	.N	
							Hodowla Zwierząt Zarodowych Wierzychucino Spolka z o.o.	.POL	NIA	Areal III SP. z o.o.	Ownership	100.000	TIAA Board of Overseers	.N	
							Hodowla Zwierząt Zarodowych Zarnowiec Spolka z o.o.	.POL	NIA	Areal III SP. z o.o.	Ownership	100.000	TIAA Board of Overseers	.N	
				5093856			Dangro Invest SA	.DNK	NIA	TEFF Investments B.V.	Ownership	100.000	TIAA Board of Overseers	.N	
				5117408			AGRA Spolka z o.o.	.POL	NIA	Dangro Invest SA	Ownership	100.000	TIAA Board of Overseers	.N	
				5116456			AGAT Spolka z o.o.	.POL	NIA	Dangro Invest SA	Ownership	100.000	TIAA Board of Overseers	.N	
				5116447			AGRAMAX Spolka z o.o.	.POL	NIA	Dangro Invest SA	Ownership	100.000	TIAA Board of Overseers	.N	
				5116429			AGRIFARM Spolka z o.o.	.POL	NIA	Dangro Invest SA	Ownership	100.000	TIAA Board of Overseers	.N	
				5117332			AGRO – DUBLINY SP. z o.o.	.POL	NIA	Dangro Invest SA	Ownership	100.000	TIAA Board of Overseers	.N	
				5117341			AGROSERVICE Spolka z o.o.	.POL	NIA	Dangro Invest SA	Ownership	100.000	TIAA Board of Overseers	.N	
				5117350			AMAL Spolka z o.o.	.POL	NIA	Dangro Invest SA	Ownership	100.000	TIAA Board of Overseers	.N	
							CISY Spolka z o.o.	.POL	NIA	Dangro Invest SA	Ownership	100.000	TIAA Board of Overseers	.N	
				5117369			KOLNO Spolka z o.o.	.POL	NIA	Dangro Invest SA	Ownership	100.000	TIAA Board of Overseers	.N	
				5117378			MILKOWO Sp. Z o.o.	.POL	NIA	Dangro Invest SA	Ownership	100.000	TIAA Board of Overseers	.N	
				5117387			SEE-AGRO SP. z o.o.	.POL	NIA	Dangro Invest SA	Ownership	100.000	TIAA Board of Overseers	.N	
				5117396			SATOPY Spolka z o.o.	.POL	NIA	Dangro Invest SA	Ownership	100.000	TIAA Board of Overseers	.N	
				5104556			Pszenrol SA	.POL	NIA	Dangro Invest SA	Ownership	100.000	TIAA Board of Overseers	.N	
				5117417			AGROLAND Spolka z o.o.	.POL	NIA	Pszenrol SA	Ownership	100.000	TIAA Board of Overseers	.N	
				5117426			AGROPOL Spolka z o.o.	.POL	NIA	Pszenrol SA	Ownership	100.000	TIAA Board of Overseers	.N	
				5117435			BUDUS Spolka z o.o.	.POL	NIA	Pszenrol SA	Ownership	100.000	TIAA Board of Overseers	.N	
				5117444			CIESZYSLAW SP z o.o.	.POL	NIA	Pszenrol SA	Ownership	100.000	TIAA Board of Overseers	.N	
				5117453			FARMEX Spolka z o.o.	.POL	NIA	Pszenrol SA	Ownership	100.000	TIAA Board of Overseers	.N	
				5117462			JASIONNO Spolka z o.o.	.POL	NIA	Pszenrol SA	Ownership	100.000	TIAA Board of Overseers	.N	
				5117640			ROLA Spolka z o.o.	.POL	NIA	Pszenrol SA	Ownership	100.000	TIAA Board of Overseers	.N	
				5117659			ROLPOL Spolka z o.o.	.POL	NIA	Pszenrol SA	Ownership	100.000	TIAA Board of Overseers	.N	
				5117668			ROLZBUD Spolka z o.o	.POL	NIA	Pszenrol SA	Ownership	100.000	TIAA Board of Overseers	.N	
				5117695			SOBIERADZ Spolka z o.o.	.POL	NIA	Pszenrol SA	Ownership	100.000	TIAA Board of Overseers	.N	
				5117677			TELYN SP. z o.o.	.POL	NIA	Pszenrol SA	Ownership	100.000	TIAA Board of Overseers	.N	
				5117686			TOKARY Sp. z o.o.	.POL	NIA	Pszenrol SA	Ownership	100.000	TIAA Board of Overseers	.N	

SCHEDULE Y  
PART 1A - DETAIL OF INSURANCE HOLDING COMPANY SYSTEM

1	2	3	4	5	6	7	8	9	10	11	12	13	14	15	16
Group Code	Group Name	NAIC Company Code	ID Number	Federal RSSD	CIK	Name of Securities Exchange if Publicly Traded (U.S. or International)	Names of Parent, Subsidiaries Or Affiliates	Domi-ciliary Location	Relation-ship to Reporting Entity	Directly Controlled by (Name of Entity/Person)	Type of Control (Ownership, Board, Management, Attorney-in-Fact, Influence, Other)	If Control is Owner-ship Provide Percen-tage	Ultimate Controlling Entity(ies)/Person(s)	Is an SCA Filing Re-quired? (Y/N)	*
				5117707			TURKUS Sp. z o.o.	.POL	NIA	Pszenrol SA	Ownership	100.000	TIAA Board of Overseers	.N	
				5117761			WALICHNOWY Sp. z o.o.	.POL	NIA	Pszenrol SA	Ownership	100.000	TIAA Board of Overseers	.N	
				5117770			WEZINY Sp. z o.o.	.POL	NIA	Pszenrol SA	Ownership	100.000	TIAA Board of Overseers	.N	
				5117789			ZIEMROL Spolka z o.o.	.POL	NIA	Pszenrol SA	Ownership	100.000	TIAA Board of Overseers	.N	
				5117798			LOZICE Sp. z o.o.	.POL	NIA	Pszenrol SA	Ownership	100.000	TIAA Board of Overseers	.N	
				5098486			Adamas SA	.POL	NIA	Pszenrol SA	Ownership	100.000	TIAA Board of Overseers	.N	
				5116586			AMBER Sp. z o.o.	.POL	NIA	Adamas SA	Ownership	100.000	TIAA Board of Overseers	.N	
				5116522			JAROSLAWSKO I SP. z o.o.	.POL	NIA	Adamas SA	Ownership	100.000	TIAA Board of Overseers	.N	
				5116513			JAROSLAWSKO II SP. z o.o.	.POL	NIA	Adamas SA	Ownership	100.000	TIAA Board of Overseers	.N	
				5116492			OGARDY Sp. z o.o.	.POL	NIA	Adamas SA	Ownership	100.000	TIAA Board of Overseers	.N	
				5116483			OPAL Sp z o.o.	.POL	NIA	Adamas SA	Ownership	100.000	TIAA Board of Overseers	.N	
				5116465			SZAFIR Sp. z o.o.	.POL	NIA	Adamas SA	Ownership	100.000	TIAA Board of Overseers	.N	
							Gospodarstwo Okopy Sp. z o.o.	.POL	NIA	TEFF Investments B.V.	Ownership	100.000	TIAA Board of Overseers	.N	
							Przedsiębiorstwo Rolne Okopy Sp. z o.o.	.POL	NIA	Gospodarstwo Okopy Sp. z o.o.	Ownership	100.000	TIAA Board of Overseers	.N	
							Agrohop Bielice Sp. z o.o.	.POL	NIA	Gospodarstwo Okopy Sp. z o.o.	Ownership	100.000	TIAA Board of Overseers	.N	
							Agrohop Service Sp. z o.o.	.POL	NIA	Agrohop Bielice Sp. z o.o.	Ownership	100.000	TIAA Board of Overseers	.N	
							Agrohop Sp. z o.o.	.POL	NIA	Agrohop Service Sp. z o.o.	Ownership	100.000	TIAA Board of Overseers	.N	
							Agrohop Bis Sp. z o.o.	.POL	NIA	Agrohop Sp. z o.o.	Ownership	100.000	TIAA Board of Overseers	.N	
			82-1645257	5183412			TGA 127-137 Franklin LLC	.DE	NIA	Teachers Insurance and Annuity Association of America	Ownership	100.000	TIAA Board of Overseers	.N	
			81-2769108	5012389			TGA 299 Franklin LLC	.DE	NIA	Teachers Insurance and Annuity Association of America	Ownership	100.000	TIAA Board of Overseers	.N	
			81-3988795	5049479			TGA 600 College Road LLC	.DE	NIA	Teachers Insurance and Annuity Association of America	Ownership	100.000	TIAA Board of Overseers	.N	
			83-2548459				TGA 730 Third Avenue Owner LLC	.DE	NIA	Teachers Insurance and Annuity Association of America	Ownership	100.000	TIAA Board of Overseers	.N	
			83-2957526				TGA 3401 North Ashton Blvd LLC	.DE	NIA	Teachers Insurance and Annuity Association of America	Ownership	100.000	TIAA Board of Overseers	.N	
			82-4830474				TGA 3851 Grandpine Way LLC	.DE	NIA	Teachers Insurance and Annuity Association of America	Ownership	100.000	TIAA Board of Overseers	.N	
			82-2225812				TGA APAC Fund Holdings, LLC	.DE	NIA	Teachers Insurance and Annuity Association of America	Ownership	100.000	TIAA Board of Overseers	.N	
			82-2311300				Asia Pacific Cities Fund, FCP	.LUX	NIA	TGA APAC Fund Holdings, LLC	Ownership	38.640	TIAA Board of Overseers	.N	3600
							TGA Real Estate Fund Holdings, LLC	.DE	NIA	TGA APAC Fund Holdings, LLC	Ownership	100.000	TIAA Board of Overseers	.N	
							Asia Pacific Cities Fund, FCP	.LUX	NIA	TGA Real Estate Fund Holdings, LLC	Ownership	38.640	TIAA Board of Overseers	.N	3600
			83-1851559				TGA Barnes Canyon Life Science LLC	.DE	NIA	Teachers Insurance and Annuity Association of America	Ownership	100.000	TIAA Board of Overseers	.N	
			83-3799476				TGA Central Green LLC	.DE	NIA	Teachers Insurance and Annuity Association of America	Ownership	100.000	TIAA Board of Overseers	.N	
			83-0780652				TGA Connections at Athens Investor Member LLC	.DE	NIA	Teachers Insurance and Annuity Association of America	Ownership	100.000	TIAA Board of Overseers	.N	
			61-1892161				PEP-TH Athens, LLC	.DE	NIA	TGA Connections at Athens Investor Member LLC	Ownership	98.000	TIAA Board of Overseers	.N	
			83-1011298				PEP Athens, LLC	.DE	NIA	PEP-TH Athens, LLC	Ownership	100.000	TIAA Board of Overseers	.N	
				5049497			TGA FC Investor Member LLC	.DE	NIA	Teachers Insurance and Annuity Association of America	Ownership	100.000	TIAA Board of Overseers	.N	
			82-2708488				Fenway Center Holding 1-2, LLC	.DE	NIA	TGA FC Investor Member LLC	Ownership	50.000	TIAA Board of Overseers	.N	
			82-2708488				Fenway Center Owner 1-2, LLC	.DE	NIA	Fenway Center Holding 1-2, LLC	Ownership	100.000	TIAA Board of Overseers	.N	
			83-2810033				TGA European RE Holdings I, LLC	.DE	NIA	Teachers Insurance and Annuity Association of America	Ownership	100.000	TIAA Board of Overseers	.N	
							Eagle GPCo S.à r.l.	.LUX	NIA	TGA European RE Holdings I, LLC	Ownership	89.500	TIAA Board of Overseers	.N	
							Eagle Partnership SCSp	.LUX	NIA	TGA European RE Holdings I, LLC	Ownership	89.500	TIAA Board of Overseers	.N	
							Eagle JVCo S.à r.l.	.LUX	NIA	Eagle Partnership SCSp	Ownership	100.000	TIAA Board of Overseers	.N	
							CB Kriean Dzwei GmbH	.AUT	NIA	Eagle JVCo S.à r.l.	Ownership	100.000	TIAA Board of Overseers	.N	



STATEMENT AS OF JUNE 30, 2019 OF THE TIAA-CREF LIFE INSURANCE COMPANY

SCHEDULE Y  
PART 1A - DETAIL OF INSURANCE HOLDING COMPANY SYSTEM

1	2	3	4	5	6	7	8	9	10	11	12	13	14	15	16
Group Code	Group Name	NAIC Company Code	ID Number	Federal RSSD	CIK	Name of Securities Exchange if Publicly Traded (U.S. or International)	Names of Parent, Subsidiaries Or Affiliates	Domi-ciliary Location	Relation-ship to Reporting Entity	Directly Controlled by (Name of Entity/Person)	Type of Control (Ownership, Board, Management, Attorney-in-Fact, Influence, Other)	If Control is Owner-ship Provide Percen-tage	Ultimate Controlling Entity(ies)/Person(s)	Is an SCA Filing Re-quired? (Y/N)	*
							Viertel Zwei Entwicklung GmbH & Co Studenthouse KG	..AUT	..NIA	CB Krieau Dzwei GmbH	Ownership	6.000	TIAA Board of Overseers	..N	3700
							Eagle Austria Holdings S.à r.l.	..LUX	..NIA	Eagle JVCo S.à r.l.	Ownership	100.000	TIAA Board of Overseers	..N	
							Viertel Zwei Entwicklung GmbH & Co Studenthouse KG	..AUT	..NIA	Eagle Austria Holdings S.à r.l.	Ownership	94.000	TIAA Board of Overseers	..N	3700
							Studenthouse Rua Manuel Pereira, S.A	..PRT	..NIA	Eagle JVCo S.à r.l.	Ownership	100.000	TIAA Board of Overseers	..N	
			81-3602072	5040551			TGA Japan Holdings, LLC	..DE	..NIA	Teachers Insurance and Annuity Association of America	Ownership	100.000	TIAA Board of Overseers	..N	
			5047710	5048771			TGA Japan Holdings Pte Ltd	..SGP	..NIA	TGA Japan Holdings, LLC	Ownership	100.000	TIAA Board of Overseers	..N	
			5049929	5049938			TGA Japan GK Holdings Pte Ltd	..SGP	..NIA	TGA Japan Holdings Pte Ltd	Ownership	100.000	TIAA Board of Overseers	..N	
			5049938	5048762			TGA Ginza115 GK	..JPN	..NIA	TGA Japan GK Holdings Pte Ltd	Ownership	99.000	TIAA Board of Overseers	..N	
			5049938	5049938			TGA Ginza115 TMK	..JPN	..NIA	TGA Japan GK Holdings Pte Ltd	Ownership	51.000	TIAA Board of Overseers	..N	3800
			5049938	5049938			TGA Ginza 115 Holdings Pte Ltd	..SGP	..NIA	TGA Japan Holdings Pte Ltd	Ownership	100.000	TIAA Board of Overseers	..N	
			5050064	5049938			TGA Ginza115 TMK	..JPN	..NIA	TGA Ginza 115 Holdings Pte Ltd	Ownership	49.000	TIAA Board of Overseers	..N	3800
							TGA Ginza115 ISH	..JPN	..NIA	TGA Ginza 115 Holdings Pte Ltd	Ownership	100.000	TIAA Board of Overseers	..N	
			82-1169084				TGA MKP Member LLC	..DE	..NIA	Teachers Insurance and Annuity Association of America	Ownership	100.000	TIAA Board of Overseers	..N	
			82-1198745				TGA MKP Venture LLC	..DE	..NIA	TGA MKP Member LLC	Ownership	60.000	TIAA Board of Overseers	..N	
			82-1187131				TGA MKP REIT LLC	..DE	..NIA	TGA MKP Venture LLC	Ownership	100.000	TIAA Board of Overseers	..N	
			81-4232788	5075722			TGA Montague Investor Member, LLC	..DE	..NIA	Teachers Insurance and Annuity Association of America	Ownership	100.000	TIAA Board of Overseers	..N	
				5093780			RCD TGA Pierrepont Partners LLC	..DE	..NIA	TGA Montague Investor Member, LLC	Ownership	51.600	TIAA Board of Overseers	..N	
			81-3542251	5040542			TGA Montrose Residences Investor Member, LLC	..DE	..NIA	Teachers Insurance and Annuity Association of America	Ownership	100.000	TIAA Board of Overseers	..N	
			81-2872565	5047635			The Residences at La Colombe d'Or Investors LLC	..DE	..NIA	TGA Montrose Residences Investor Member, LLC	Ownership	90.000	TIAA Board of Overseers	..N	
			83-1916152				TGA MS Self Storage Investor Member LLC	..DE	..NIA	Teachers Insurance and Annuity Association of America	Ownership	100.000	TIAA Board of Overseers	..N	
			83-2379583				Morningstar NRE Self Storage Portfolio LLC	..DE	..NIA	TGA MS Self Storage Investor Member LLC	Ownership	90.000	TIAA Board of Overseers	..N	
							MSC Tallahassee, LLC	..DE	..NIA	Morningstar NRE Self Storage Portfolio LLC	Ownership	100.000	TIAA Board of Overseers	..N	
							MSC Bentonville, LLC	..DE	..NIA	Morningstar NRE Self Storage Portfolio LLC	Ownership	100.000	TIAA Board of Overseers	..N	
							MSC Carolinas, LLC	..DE	..NIA	Morningstar NRE Self Storage Portfolio LLC	Ownership	100.000	TIAA Board of Overseers	..N	
							MSC Dam Storage, LLC	..DE	..NIA	Morningstar NRE Self Storage Portfolio LLC	Ownership	100.000	TIAA Board of Overseers	..N	
							MSC Yorktown, LLC	..DE	..NIA	Morningstar NRE Self Storage Portfolio LLC	Ownership	100.000	TIAA Board of Overseers	..N	
							MSC Greenhouse, LLC	..DE	..NIA	Morningstar NRE Self Storage Portfolio LLC	Ownership	100.000	TIAA Board of Overseers	..N	
							MSC Midtown Atlanta, LLC	..DE	..NIA	Morningstar NRE Self Storage Portfolio LLC	Ownership	100.000	TIAA Board of Overseers	..N	
							MSC Kems Landing, LLC	..DE	..NIA	Morningstar NRE Self Storage Portfolio LLC	Ownership	100.000	TIAA Board of Overseers	..N	
							MSC South End, LLC	..DE	..NIA	Morningstar NRE Self Storage Portfolio LLC	Ownership	100.000	TIAA Board of Overseers	..N	
							MSC MTP, LLC	..DE	..NIA	Morningstar NRE Self Storage Portfolio LLC	Ownership	100.000	TIAA Board of Overseers	..N	
							MSC Peachtree, LLC	..DE	..NIA	Morningstar NRE Self Storage Portfolio LLC	Ownership	100.000	TIAA Board of Overseers	..N	
							MSC Evans Rd, LLC	..DE	..NIA	Morningstar NRE Self Storage Portfolio LLC	Ownership	100.000	TIAA Board of Overseers	..N	

SCHEDULE Y  
PART 1A - DETAIL OF INSURANCE HOLDING COMPANY SYSTEM

1	2	3	4	5	6	7	8	9	10	11	12 Type of Control (Ownership, Board, Management, Attorney-in-Fact, Influence, Other)	13 If Control is Owner- ship Provide Percen- tage	14 Ultimate Controlling Entity(ies)/Person(s)	15 Is an SCA Filing Re- quired? (Y/N)	16 *
Group Code	Group Name	NAIC Company Code	ID Number	Federal RSSD	CIK	Name of Securities Exchange if Publicly Traded (U.S. or International)	Names of Parent, Subsidiaries Or Affiliates	Domi- ciliary Loca- tion	Rela- tion- ship to Reporting Entity	Directly Controlled by (Name of Entity/Person)					
							MSC SW Austin, LLC .....	DE	NIA	Morningstar NRE Self Storage Portfolio LLC	Ownership.....	100.000	TIAA Board of Overseers .....	N	
							MSC Buda, LLC .....	DE	NIA	Morningstar NRE Self Storage Portfolio LLC	Ownership.....	100.000	TIAA Board of Overseers .....	N	
							MSC Boerne, LLC .....	DE	NIA	Morningstar NRE Self Storage Portfolio LLC	Ownership.....	100.000	TIAA Board of Overseers .....	N	
							MSC Spring Branch, LLC .....	DE	NIA	Morningstar NRE Self Storage Portfolio LLC	Ownership.....	100.000	TIAA Board of Overseers .....	N	
							MSC Highway 521 Storage, LLC .....	DE	NIA	Morningstar NRE Self Storage Portfolio LLC	Ownership.....	100.000	TIAA Board of Overseers .....	N	
			83-4153778				TGA Near East LLC .....	DE	NIA	Teachers Insurance and Annuity Association of America .....	Ownership.....	100.000	TIAA Board of Overseers .....	N	
							TGA NJAHP Investor Member LLC .....	DE	NIA	Teachers Insurance and Annuity Association of America .....	Ownership.....	100.000	TIAA Board of Overseers .....	N	
							NJAHP Preservation Associates JV LLC .....	DE	NIA	TGA NJAHP Investor Member LLC .....	Ownership.....	90.440	TIAA Board of Overseers .....	N	
			83-1934291				TGA Oak View Mall LLC .....	DE	NIA	Teachers Insurance and Annuity Association of America .....	Ownership.....	100.000	TIAA Board of Overseers .....	N	
			83-3250233				TGA Pleasant Prairie Center LLC .....	DE	NIA	Teachers Insurance and Annuity Association of America .....	Ownership.....	100.000	TIAA Board of Overseers .....	N	
			83-2938932				TGA Sandy Commerce Park LLC .....	DE	NIA	Teachers Insurance and Annuity Association of America .....	Ownership.....	100.000	TIAA Board of Overseers .....	N	
			83-2063402				TGA SP-MPC Housing Investor Member LLC .....	DE	NIA	Teachers Insurance and Annuity Association of America .....	Ownership.....	100.000	TIAA Board of Overseers .....	N	
			83-2147240				TGA-SP Housing Venture I LLC .....	DE	NIA	TGA SP-MPC Housing Investor Member LLC .....	Ownership.....	87.500	TIAA Board of Overseers .....	N	
			83-2123785				TGA SP-MPC Housing Venture I LLC .....	DE	NIA	TGA-SP Housing Venture I LLC .....	Ownership.....	97.000	TIAA Board of Overseers .....	N	
			83-1869494				MPSP Ashwood MHC LLC .....	DE	NIA	TGA SP-MPC Housing Venture I LLC .....	Ownership.....	100.000	TIAA Board of Overseers .....	N	
			83-1869400				MPSP Ashwood Homes LLC .....	DE	NIA	Morningstar NRE Self Storage Portfolio LLC	Ownership.....	100.000	TIAA Board of Overseers .....	N	
			83-1076792				MPSP Center Grove MHC LLC .....	DE	NIA	Morningstar NRE Self Storage Portfolio LLC	Ownership.....	100.000	TIAA Board of Overseers .....	N	
			83-1088601				MPSP Center Grove Homes LLC .....	DE	NIA	Morningstar NRE Self Storage Portfolio LLC	Ownership.....	100.000	TIAA Board of Overseers .....	N	
			83-2290040				MPSP Center Grove Lender LLC .....	DE	NIA	Morningstar NRE Self Storage Portfolio LLC	Ownership.....	100.000	TIAA Board of Overseers .....	N	
			83-4241248				MPSP Fairlane Oaks MHC LLC .....	DE	NIA	Morningstar NRE Self Storage Portfolio LLC	Ownership.....	100.000	TIAA Board of Overseers .....	N	
			83-4260197				MPSP Fairlane Oaks Homes LLC .....	DE	NIA	Morningstar NRE Self Storage Portfolio LLC	Ownership.....	100.000	TIAA Board of Overseers .....	N	
			83-4283444				MPSP Fairlane Oaks Lender LLC .....	DE	NIA	Morningstar NRE Self Storage Portfolio LLC	Ownership.....	100.000	TIAA Board of Overseers .....	N	
			83-1205616				MPSP Lemon Tree MHC LLC .....	DE	NIA	Morningstar NRE Self Storage Portfolio LLC	Ownership.....	100.000	TIAA Board of Overseers .....	N	
			83-1213262				MPSP Lemon Tree Homes LLC .....	DE	NIA	Morningstar NRE Self Storage Portfolio LLC	Ownership.....	100.000	TIAA Board of Overseers .....	N	
			83-1230714				MPSP Mobile Gardens MHC LLC .....	DE	NIA	Morningstar NRE Self Storage Portfolio LLC	Ownership.....	100.000	TIAA Board of Overseers .....	N	
			83-1230821				MPSP Mobile Gardens Homes LLC .....	DE	NIA	Morningstar NRE Self Storage Portfolio LLC	Ownership.....	100.000	TIAA Board of Overseers .....	N	
			83-2700544				MPSP Shiloh MHC LLC .....	DE	NIA	Morningstar NRE Self Storage Portfolio LLC	Ownership.....	100.000	TIAA Board of Overseers .....	N	
			83-2700633				MPSP Shiloh Homes LLC .....	DE	NIA	Morningstar NRE Self Storage Portfolio LLC	Ownership.....	100.000	TIAA Board of Overseers .....	N	
			83-2725391				MPSP Shiloh Lender LLC .....	DE	NIA	Morningstar NRE Self Storage Portfolio LLC	Ownership.....	100.000	TIAA Board of Overseers .....	N	

STATEMENT AS OF JUNE 30, 2019 OF THE TIAA-CREF LIFE INSURANCE COMPANY

SCHEDULE Y

PART 1A - DETAIL OF INSURANCE HOLDING COMPANY SYSTEM

1	2	3	4	5	6	7	8	9	10	11	12	13	14	15	16
Group Code	Group Name	NAIC Company Code	ID Number	Federal RSSD	CIK	Name of Securities Exchange if Publicly Traded (U.S. or International)	Names of Parent, Subsidiaries Or Affiliates	Domi-ciliary Location	Relation-ship to Reporting Entity	Directly Controlled by (Name of Entity/Person)	Type of Control (Ownership, Board, Management, Attorney-in-Fact, Influence, Other)	If Control is Owner-ship Provide Percen-tage	Ultimate Controlling Entity(ies)/Person(s)	Is an SCA Filing Re-quired? (Y/N)	*
			83-2725560				MPSP Stonegate MHC LLC	DE	NIA	Morningstar NRE Self Storage Portfolio LLC	Ownership	100.000	TIAA Board of Overseers	N	
							MPSP Stonegate Homes LLC	DE	NIA	Morningstar NRE Self Storage Portfolio LLC	Ownership	100.000	TIAA Board of Overseers	N	
							MPSP Stonegate Lender LLC	DE	NIA	Morningstar NRE Self Storage Portfolio LLC	Ownership	100.000	TIAA Board of Overseers	N	
			83-2861026				MPSP Windsong MHC LLC	DE	NIA	Morningstar NRE Self Storage Portfolio LLC	Ownership	100.000	TIAA Board of Overseers	N	
			83-2848324				MPSP Windsong Homes LLC	DE	NIA	Morningstar NRE Self Storage Portfolio LLC	Ownership	100.000	TIAA Board of Overseers	N	
			83-2848439				MPSP Windsong Lender LLC	DE	NIA	Morningstar NRE Self Storage Portfolio LLC	Ownership	100.000	TIAA Board of Overseers	N	
			83-0723201				TGA Yorktown Trinity Groves LLC	DE	NIA	Teachers Insurance and Annuity Association of America	Ownership	100.000	TIAA Board of Overseers	N	
			81-1994278	5018626			TGAM Agribusiness Fund LP	DE	NIA	Teachers Insurance and Annuity Association of America	Ownership	97.400	TIAA Board of Overseers	N	
			82-0646994	5077164			TGAM Agribusiness Fund Holdings LP	DE	NIA	TGAM Agribusiness Fund LP	Ownership	86.800	TIAA Board of Overseers	N	
			82-2826183				TIAA Administrative Services LLC	DE	NIA	Teachers Insurance and Annuity Association of America	Ownership	100.000	TIAA Board of Overseers	N	
				4900500			TIAA CLO I Ltd	CYM	NIA	Teachers Insurance and Annuity Association of America	Management		TIAA Board of Overseers	N	
				5049965			TIAA CLO I LLC	DE	NIA	TIAA CLO I Ltd	Ownership	100.000	TIAA Board of Overseers	N	
			84-1905731				TIAA CLO I Holding, LLC	DE	NIA	TIAA CLO I Ltd	Ownership	100.000	TIAA Board of Overseers	N	
							TIAA CLO II Ltd	CYM	NIA	Teachers Insurance and Annuity Association of America	Management		TIAA Board of Overseers	N	
							TIAA CLO II LLC	DE	NIA	TIAA CLO II Ltd	Ownership	100.000	TIAA Board of Overseers	N	
			84-1921751				TIAA CLO II Holding, LLC	DE	NIA	TIAA CLO II Ltd	Ownership	100.000	TIAA Board of Overseers	N	
				5157860			TIAA CLO III Ltd	CYM	NIA	Teachers Insurance and Annuity Association of America	Management		TIAA Board of Overseers	N	
							TIAA CLO III LLC	DE	NIA	TIAA CLO III Ltd	Ownership	100.000	TIAA Board of Overseers	N	
							TIAA CLO IV Ltd	CYM	NIA	Teachers Insurance and Annuity Association of America	Management		TIAA Board of Overseers	N	
							TIAA CLO V Ltd	CYM	NIA	Teachers Insurance and Annuity Association of America	Management		TIAA Board of Overseers	N	
			13-4173396	4599203			TIAA CMBS I, LLC	DE	NIA	Teachers Insurance and Annuity Association of America	Ownership	100.000	TIAA Board of Overseers	N	
			13-4173396	4602774			TIAA CMBS I Trust	DE	NIA	TIAA CMBS I, LLC	Ownership	100.000	TIAA Board of Overseers	N	
			47-4570655	4900498			TIAA Diversified Public Investments, LLC	DE	NIA	Teachers Insurance and Annuity Association of America	Ownership	100.000	TIAA Board of Overseers	N	
			90-0615674	3838857	1502749		TIAA FSB Holdings, Inc.	DE	NIA	Teachers Insurance and Annuity Association of America	Ownership	100.000	TIAA Board of Overseers	Y	
							Everbank Funding, LLC	DE	NIA	TIAA FSB Holdings, Inc.	Ownership	100.000	TIAA Board of Overseers	N	
			59-3531592	2735146			TIAA, FSB	US	NIA	TIAA FSB Holdings, Inc.	Ownership	100.000	TIAA Board of Overseers	N	
			59-3547521	4318057			AMC Holding, Inc.	FL	NIA	TIAA, FSB	Ownership	100.000	TIAA Board of Overseers	N	
			43-1823879	4318066			Customerone Financial Network, Inc.	DE	NIA	AMC Holding, Inc.	Ownership	100.000	TIAA Board of Overseers	N	
			36-1208070	4460817			Business Property Lending, Inc.	DE	NIA	TIAA, FSB	Ownership	100.000	TIAA Board of Overseers	N	
			11-3642567	4318178			Elite Lender Services, Inc.	FL	NIA	TIAA, FSB	Ownership	100.000	TIAA Board of Overseers	N	
			61-1560018	4318217	1436613		Tygris Commercial Financial Group, Inc.	DE	NIA	TIAA, FSB	Ownership	100.000	TIAA Board of Overseers	N	
			20-0716627	4318226			TIAA Commercial Finance, Inc.	DE	NIA	Tygris Commercial Financial Group, Inc.	Ownership	100.000	TIAA Board of Overseers	N	
			26-2483829	3867400			Tygris Asset Finance, Inc.	DE	NIA	Tygris Commercial Financial Group, Inc.	Ownership	100.000	TIAA Board of Overseers	N	
			81-1241294	4979391			TIAA GBS Holding LLC	DE	NIA	Teachers Insurance and Annuity Association of America	Ownership	100.000	TIAA Board of Overseers	N	
				5003789			TIAA GBS Singapore Holding Company Pte. Ltd.	SGP	NIA	TIAA GBS Holding LLC	Ownership	100.000	TIAA Board of Overseers	N	

STATEMENT AS OF JUNE 30, 2019 OF THE TIAA-CREF LIFE INSURANCE COMPANY

SCHEDULE Y  
PART 1A - DETAIL OF INSURANCE HOLDING COMPANY SYSTEM

1	2	3	4	5	6	7	8	9	10	11	12	13	14	15	16
Group Code	Group Name	NAIC Company Code	ID Number	Federal RSSD	CIK	Name of Securities Exchange if Publicly Traded (U.S. or International)	Names of Parent, Subsidiaries Or Affiliates	Domi-ciliary Location	Relation-ship to Reporting Entity	Directly Controlled by (Name of Entity/Person)	Type of Control (Ownership, Board, Management, Attorney-in-Fact, Influence, Other)	If Control is Owner-ship Provide Percen-tage	Ultimate Controlling Entity(ies)/Person(s)	Is an SCA Filing Re-quired? (Y/N)	*
				5006838			TIAA Global Business Services (India) Private Limited	IND	NIA	TIAA GBS Singapore Holding Company Pte. Ltd.	Ownership	100.000	TIAA Board of Overseers	N	
			27-5551198	4599267			TIAA Global Ag Holdco LLC	DE	NIA	Teachers Insurance and Annuity Association of America	Ownership	100.000	TIAA Board of Overseers	N	
			45-5044364	4627124			Global Agriculture AIV (US), LLC	DE	NIA	TIAA Global Ag Holdco LLC	Ownership	98.100	TIAA Board of Overseers	N	
			45-1531685	4643580			Global Ag Properties USA LLC	DE	NIA	Global Agriculture AIV (US), LLC	Management		TIAA Board of Overseers	N	
			80-0843991	4644877			Loma del Rio Vineyards, LLC	DE	NIA	Global Ag Properties USA LLC	Ownership	55.000	TIAA Board of Overseers	N	1800
			46-2577906	4643973			Sugarloaf Vineyard, LLC	DE	NIA	Global Ag Properties USA LLC	Ownership	100.000	TIAA Board of Overseers	N	
			27-5551341	4639994			TIAA-CREF Global Agriculture LLC	DE	NIA	TIAA Global Ag Holdco LLC	Management		TIAA Board of Overseers	N	
				4643357			Global AG Properties Australia Pty, Ltd	AUS	NIA	TIAA-CREF Global Agriculture LLC	Ownership	100.000	TIAA Board of Overseers	N	
				4643571			Global AG Properties Australia Trust	AUS	NIA	TIAA-CREF Global Agriculture LLC	Ownership	100.000	TIAA Board of Overseers	N	
				4643094			Nova Gaia Brasil Participaco Ltda.	BRA	NIA	TIAA-CREF Global Agriculture LLC	Ownership	100.000	TIAA Board of Overseers	N	3900
				4644493			Tellus Brasil Participaco S.A.	BRA	NIA	Nova Gaia Brasil Participaco Ltda.	Management		TIAA Board of Overseers	N	4000
				4644484			Terraviva Brasil Participaco Ltda.	BRA	NIA	Nova Gaia Brasil Participaco Ltda.	Ownership	100.000	TIAA Board of Overseers	N	4100
				4644493			Tellus Brasil Participaco S.A.	BRA	NIA	Terraviva Brasil Participaco Ltda.	Management		TIAA Board of Overseers	N	4000
				4863490			Agrobio Investimentos e Participações S.A.	BRA	NIA	Tellus Brasil Participaco S.A.	Ownership	100.000	TIAA Board of Overseers	N	
				4646321			Cerpon Participações S.A.	BRA	NIA	Tellus Brasil Participaco S.A.	Ownership	100.000	TIAA Board of Overseers	N	
				4725758			Nova Ibiajara Propriedades Agrícolas S.A.	BRA	NIA	Tellus Brasil Participaco S.A.	Ownership	100.000	TIAA Board of Overseers	N	
				4653954			Tellus Bahia Propriedades Agrícolas Ltda.	BRA	NIA	Tellus Brasil Participaco S.A.	Ownership	100.000	TIAA Board of Overseers	N	
				4653981			Jatobá Propriedades Agrícolas Ltda.	BRA	NIA	Tellus Brasil Participaco S.A.	Ownership	100.000	TIAA Board of Overseers	N	
				4644505			Terra do Sol Propriedades Agrícolas S.A.	BRA	NIA	Tellus Brasil Participaco S.A.	Ownership	100.000	TIAA Board of Overseers	N	
				4644514			Terrainvest Propriedades Agrícolas S.A.	BRA	NIA	Tellus Brasil Participaco S.A.	Ownership	100.000	TIAA Board of Overseers	N	
				4646282			Tparone Participações S.A.	BRA	NIA	Tellus Brasil Participaco S.A.	Ownership	100.000	TIAA Board of Overseers	N	
				4646303			Toperone Agrícola S.A.	BRA	NIA	Tparone Participações S.A.	Ownership	100.000	TIAA Board of Overseers	N	
				4646291			Tpartwo Participações S.A.	BRA	NIA	Tellus Brasil Participaco S.A.	Ownership	100.000	TIAA Board of Overseers	N	
				4646312			Topertwo Agrícola S.A.	BRA	NIA	Tpartwo Participações S.A.	Ownership	100.000	TIAA Board of Overseers	N	
			45-1502187	4640011			TIAA-CREF Global Agriculture BR, LLC	DE	NIA	TIAA-CREF Global Agriculture LLC	Ownership	100.000	TIAA Board of Overseers	N	
				4643094			Nova Gaia Brasil Participaco Ltda.	BRA	NIA	TIAA-CREF Global Agriculture BR, LLC	Ownership	0.000	TIAA Board of Overseers	N	3900
				4644484			Terraviva Brasil Participaco Ltda.	BRA	NIA	TIAA-CREF Global Agriculture BR, LLC	Ownership	0.000	TIAA Board of Overseers	N	4100
			47-1083514	4753582			Global Agriculture II AIV (US) LLC	DE	NIA	TIAA Global Ag Holdco LLC	Management		TIAA Board of Overseers	N	
			47-1069783	4755438			Global Ag Properties II USA LLC	DE	NIA	Global Agriculture II AIV (US) LLC	Management		TIAA Board of Overseers	N	
			47-0974399	4753591	1616610		TIAA-CREF Global Agriculture II LLC	DE	NIA	TIAA Global Ag Holdco LLC	Management		TIAA Board of Overseers	N	
				4900519			Agrícola Ag II Limitada	CHL	NIA	TIAA-CREF Global Agriculture II LLC	Ownership	100.000	TIAA Board of Overseers	N	
			47-3459636	4845704			Global Ag II FFI LLC	DE	NIA	TIAA-CREF Global Agriculture II LLC	Ownership	100.000	TIAA Board of Overseers	N	
				4894823			Global Ag Properties II Australia Pty, Ltd.	AUS	NIA	TIAA-CREF Global Agriculture II LLC	Ownership	100.000	TIAA Board of Overseers	N	
				4794286			Global Ag Properties II Australia Trust	AUS	NIA	TIAA-CREF Global Agriculture II LLC	Ownership	100.000	TIAA Board of Overseers	N	
				5040524			Global Ag Properties II New Zealand LP	NZL	NIA	TIAA-CREF Global Agriculture II LLC	Ownership	100.000	TIAA Board of Overseers	N	
				4755456			Helios Brasil Participacoes, Ltda.	BRA	NIA	TIAA-CREF Global Agriculture II LLC	Ownership	100.000	TIAA Board of Overseers	N	
				4794295			Janus Brasil Participacoes, S.A.	BRA	NIA	Helios Brasil Participacoes, Ltda.	Management		TIAA Board of Overseers	N	4200
				4757012			Iris Brasil Participaco Ltda.	BRA	NIA	Helios Brasil Participacoes, Ltda.	Ownership	100.000	TIAA Board of Overseers	N	
				4794295			Janus Brasil Participacoes, S.A.	BRA	NIA	Iris Brasil Participaco Ltda.	Management		TIAA Board of Overseers	N	4200
				4801782			AGW Empreendimentos e Participações S.A.	BRA	NIA	Janus Brasil Participacoes, S.A.	Ownership	100.000	TIAA Board of Overseers	N	
				5147030			Araucaria Propriedades Agrícolas Ltda	BRA	NIA	Janus Brasil Participacoes, S.A.	Ownership	100.000	TIAA Board of Overseers	N	
				4901459			Aroeira Propriedades Agrícolas Ltda	BRA	NIA	Janus Brasil Participacoes, S.A.	Ownership	100.000	TIAA Board of Overseers	N	
							Buriti Propriedades Agrícolas LTDA	BRA	NIA	Janus Brasil Participacoes, S.A.	Ownership	100.000	TIAA Board of Overseers	N	
							Carnauba Propriedades Agrícolas LTDA	BRA	NIA	Janus Brasil Participacoes, S.A.	Ownership	100.000	TIAA Board of Overseers	N	
							Carvalho Propriedades Agrícolas LTDA	BRA	NIA	Janus Brasil Participacoes, S.A.	Ownership	100.000	TIAA Board of Overseers	N	
							Cedro Propriedades Agrícolas Ltda	BRA	NIA	Janus Brasil Participacoes, S.A.	Ownership	100.000	TIAA Board of Overseers	N	
				4801700			Companhia Agrícola Botucatu	BRA	NIA	Janus Brasil Participacoes, S.A.	Ownership	100.000	TIAA Board of Overseers	N	
							Copaiba Propriedades Agrícolas Ltda	BRA	NIA	Janus Brasil Participacoes, S.A.	Ownership	100.000	TIAA Board of Overseers	N	
							Embauba Propriedades Agrícolas Ltda	BRA	NIA	Janus Brasil Participacoes, S.A.	Ownership	100.000	TIAA Board of Overseers	N	
				4802145			Esus Brasil Participações S.A.	BRA	NIA	Janus Brasil Participacoes, S.A.	Ownership	100.000	TIAA Board of Overseers	N	
				5087855			Itauba Propriedades Agrícolas Ltda	BRA	NIA	Janus Brasil Participacoes, S.A.	Ownership	100.000	TIAA Board of Overseers	N	
							Jacaranda Propriedades Agrícolas LTDA	BRA	NIA	Janus Brasil Participacoes, S.A.	Ownership	100.000	TIAA Board of Overseers	N	

SCHEDULE Y  
PART 1A - DETAIL OF INSURANCE HOLDING COMPANY SYSTEM

1	2	3	4	5	6	7	8	9	10	11	12	13	14	15	16
Group Code	Group Name	NAIC Company Code	ID Number	Federal RSSD	CIK	Name of Securities Exchange if Publicly Traded (U.S. or International)	Names of Parent, Subsidiaries Or Affiliates	Domi-ciliary Location	Relation-ship to Reporting Entity	Directly Controlled by (Name of Entity/Person)	Type of Control (Ownership, Board, Management, Attorney-in-Fact, Influence, Other)	If Control is Owner-ship Provide Percen-tage	Ultimate Controlling Entity(ies)/Person(s)	Is an SCA Filing Re-quired? (Y/N)	*
				4801773			Jatoba S.A. ....	.BRA	NIA.....	Janus Brasil Participacoes, S.A. ....	Ownership.....	100.000	TIAA Board of Overseers .....	..N..	
				4894832			Jequitibá Propriedades Agrícolas Ltda .....	.BRA	NIA.....	Janus Brasil Participacoes, S.A. ....	Ownership.....	100.000	TIAA Board of Overseers .....	..N..	
							Mangueira Propriedades Agrícolas LTDA .....	.BRA	NIA.....	Janus Brasil Participacoes, S.A. ....	Ownership.....	100.000	TIAA Board of Overseers .....	..N..	
							Oiti Propriedades Agrícolas Ltda .....	.BRA	NIA.....	Janus Brasil Participacoes, S.A. ....	Ownership.....	100.000	TIAA Board of Overseers .....	..N..	
				4901468			Samambaia Propriedades Agrícolas Ltda .....	.BRA	NIA.....	Janus Brasil Participacoes, S.A. ....	Ownership.....	100.000	TIAA Board of Overseers .....	..N..	
				4901477			Seringueira Propriedades Agrícolas Ltda .....	.BRA	NIA.....	Janus Brasil Participacoes, S.A. ....	Ownership.....	100.000	TIAA Board of Overseers .....	..N..	
							Tapia Propriedades Agrícolas Ltda .....	.BRA	NIA.....	Janus Brasil Participacoes, S.A. ....	Ownership.....	100.000	TIAA Board of Overseers .....	..N..	
			47-1062423	4755447			TIAA-CREF Global Agriculture II BR, LLC .....	.DE	NIA.....	TIAA-CREF Global Agriculture II LLC .....	Ownership.....	100.000	TIAA Board of Overseers .....	..N..	
										Teachers Insurance and Annuity Association of America .....					
			46-2860100	4599276			TIAA Global Equity Income, LLC .....	.DE	NIA.....	Teachers Insurance and Annuity Association of America .....	Ownership.....	100.000	TIAA Board of Overseers .....	..N..	
			26-3594208	4863502			TIAA Global Public Investments, LLC .....	.DE	NIA.....	Teachers Insurance and Annuity Association of America .....	Ownership.....	100.000	TIAA Board of Overseers .....	..N..	
										Teachers Insurance and Annuity Association of America .....					
			46-3881813	4599892			TIAA GTR HoldCo, LLC .....	.DE	NIA.....	TIAA GTR HoldCo, LLC .....	Ownership.....	100.000	TIAA Board of Overseers .....	..N..	
			46-3210500	4724023			Global Timber Resources LLC .....	.DE	NIA.....	Global Timber Resources LLC .....	Ownership.....	50.000	TIAA Board of Overseers .....	..N..	
			46-3909387	4868431			Global Timber SA LLC .....	.DE	NIA.....	Global Timber Resources LLC .....	Ownership.....	100.000	TIAA Board of Overseers .....	..N..	
			46-3899490	4801906			Global Timber International LLC .....	.DE	NIA.....	Global Timber Resources LLC .....	Ownership.....	100.000	TIAA Board of Overseers .....	..N..	
				4802789			Global Timber Spain, SL .....	.ESP	NIA.....	Global Timber International LLC .....	Ownership.....	100.000	TIAA Board of Overseers .....	..N..	
				4868440			Forestal GTR Chile Limitada .....	.CHL	NIA.....	Global Timber Spain, SL .....	Ownership.....	99.900	TIAA Board of Overseers .....	..N..	
			98-1206384	4803151			Forestal Monterrey Colombia SAS .....	.COL	NIA.....	Global Timber Spain, SL .....	Ownership.....	82.400	TIAA Board of Overseers .....	..N..	
				5165454			Global Timber Resources Colombia, S.A.S. ....	.COL	NIA.....	Global Timber Spain, SL .....	Ownership.....	100.000	TIAA Board of Overseers .....	..N..	
							Monte Fresnos Asociacion Agraria de Responsabilidad LTDA .....	.URY	NIA.....	Global Timber Spain, SL .....	Ownership.....	100.000	TIAA Board of Overseers .....	..N..	
				5183458			Monte Fresnos, S.A. ....	.URY	NIA.....	Global Timber Spain, SL .....	Ownership.....	100.000	TIAA Board of Overseers .....	..N..	
							Taurion Asociacion Agraria de Responsabilidad LTDA .....	.URY	NIA.....	Global Timber Spain, SL .....	Ownership.....	100.000	TIAA Board of Overseers .....	..N..	
				5183430			Taurion, S.A. ....	.URY	NIA.....	Global Timber Spain, SL .....	Ownership.....	100.000	TIAA Board of Overseers .....	..N..	
				5183449			GT Europe Cooperatief U.A. ....	.NLD	NIA.....	Global Timber International LLC .....	Ownership.....	100.000	TIAA Board of Overseers .....	..N..	
				4866905			Global Timber NL, B.V. ....	.NLD	NIA.....	GT Europe Cooperatief U.A. ....	Ownership.....	100.000	TIAA Board of Overseers .....	..N..	
				4900425			GTR Brasil Participacoes Ltda .....	.BRA	NIA.....	Global Timber NL, B.V. ....	Ownership.....	100.000	TIAA Board of Overseers .....	..N..	
				4901543			Brasilwood Reflorestamento S.A. ....	.BRA	NIA.....	GTR Brasil Participacoes Ltda .....	Ownership.....	100.000	TIAA Board of Overseers .....	..N..	
				4902380			Brasilwood Terras Florestais S.A. ....	.BRA	NIA.....	GTR Brasil Participacoes Ltda .....	Ownership.....	96.300	TIAA Board of Overseers .....	..N..	
							Khaya Woods Investimentos Florestais LTDA. ....	.BRA	NIA.....	GTR Brasil Participacoes Ltda .....	Ownership.....	80.000	TIAA Board of Overseers .....	..N..	
							Mamoneira Agropastoril S.A. ....	.BRA	NIA.....	GTR Brasil Participacoes Ltda .....	Influence.....		TIAA Board of Overseers .....	..N..	
				5198809			Jatoba Brasil Investimentos Florestais Ltda .....	.BRA	NIA.....	GTR Brasil Participacoes Ltda .....	Ownership.....	100.000	TIAA Board of Overseers .....	..N..	
				5198818			Paineira Investimentos Florestais S.A. ....	.BRA	NIA.....	GTR Brasil Participacoes Ltda .....	Ownership.....	97.000	TIAA Board of Overseers .....	..N..	
							IPOPEMA 95 Closed Investment Fund of Non-Public Assets .....	.POL	NIA.....	Global Timber NL, B.V. ....	Ownership.....	100.000	TIAA Board of Overseers .....	..N..	
				4801915						IPOPEMA 95 Closed Investment Fund of Non-Public Assets .....					
							EKO Topola Sp. z.o.o. ....	.POL	NIA.....	IPOPEMA 95 Closed Investment Fund of Non-Public Assets .....	Ownership.....	100.000	TIAA Board of Overseers .....	..N..	
										IPOPEMA 95 Closed Investment Fund of Non-Public Assets .....					
				4802800			Brusno Resort Sp. z.o.o. ....	.POL	NIA.....	Teachers Insurance and Annuity Association of America .....	Ownership.....	100.000	TIAA Board of Overseers .....	..N..	
										Teachers Insurance and Annuity Association of America .....					
			45-3479281	4599306			TIAA Infrastructure Investments, LLC .....	.DE	NIA.....	TIAA Infrastructure Investments, LLC .....	Ownership.....	100.000	TIAA Board of Overseers .....	..N..	
			81-5307354	51539833			730 Parking LLC .....	.DE	NIA.....	730 Parking LLC .....	Ownership.....	100.000	TIAA Board of Overseers .....	..N..	
			81-5302296	5157879			730 Interpark, LLC .....	.DE	NIA.....	730 Parking LLC .....	Ownership.....	100.000	TIAA Board of Overseers .....	..N..	
				4626109			Aquila Sonnet LP .....	.CAN	NIA.....	TIAA Infrastructure Investments, LLC .....	Influence.....		TIAA Board of Overseers .....	..N..	
				4936107			A-30 Canadian Transport Inc. ....	.CAN	NIA.....	TIAA Infrastructure Investments, LLC .....	Ownership.....	100.000	TIAA Board of Overseers .....	..N..	
				4887571			1867 Infrastructure Holdings Inc. ....	.CAN	NIA.....	A-30 Canadian Transport Inc. ....	Ownership.....	100.000	TIAA Board of Overseers .....	..N..	
				4946843			ACS NA30 Holding Inc. ....	.CAN	NIA.....	1867 Infrastructure Holdings Inc. ....	Ownership.....	100.000	TIAA Board of Overseers .....	..N..	
				4947327			Iridium Nouvelle Autoroute 30 Inc. ....	.CAN	NIA.....	ACS NA30 Holding Inc. ....	Ownership.....	100.000	TIAA Board of Overseers .....	..N..	
				4645847			Nouvelle Autoroute 30, s.e.n.c. ....	.CAN	NIA.....	Iridium Nouvelle Autoroute 30 Inc. ....	Ownership.....	50.000	TIAA Board of Overseers .....	..N..	
			30-0701953	4619530			TORO/EPP II, LLC .....	.DE	NIA.....	TIAA Infrastructure Investments, LLC .....	Influence.....		TIAA Board of Overseers .....	..N..	
			38-3857916	4602813			I 595 Toll Road, LLC .....	.DE	NIA.....	TIAA Infrastructure Investments, LLC .....	Ownership.....	100.000	TIAA Board of Overseers .....	..N..	

STATEMENT AS OF JUNE 30, 2019 OF THE TIAA-CREF LIFE INSURANCE COMPANY

SCHEDULE Y  
PART 1A - DETAIL OF INSURANCE HOLDING COMPANY SYSTEM

1	2	3	4	5	6	7	8	9	10	11	12	13	14	15	16
Group Code	Group Name	NAIC Company Code	ID Number	Federal RSSD	CIK	Name of Securities Exchange if Publicly Traded (U.S. or International)	Names of Parent, Subsidiaries Or Affiliates	Domi-ciliary Location	Relation-ship to Reporting Entity	Directly Controlled by (Name of Entity/Person)	Type of Control (Ownership, Board, Management, Attorney-in-Fact, Influence, Other)	If Control is Owner-ship Provide Percen-tage	Ultimate Controlling Entity(ies)/Person(s)	Is an SCA Filing Re-quired? (Y/N)	*
			26-4139252	4643339			I 595 Express, LLC	DE	NIA	I 595 Toll Road, LLC	Ownership	50.000	TIAA Board of Overseers	N	
			46-5279686	4810775			North American Sustainable Energy Fund, L.P.	DE	NIA	TIAA Infrastructure Investments, LLC	Ownership	100.000	TIAA Board of Overseers	N	
				4895660			McCommas Bluff Holdings LLC	DE	NIA	North American Sustainable Energy Fund, L.P.	Influence		TIAA Board of Overseers	N	
				4896331			Dallas Clean Energy, LLC	DE	NIA	McCommas Bluff Holdings LLC	Ownership	51.000	TIAA Board of Overseers	N	
				4900407			Dallas Clean Energy McCommas Bluff, LLC	DE	NIA	Dallas Clean Energy, LLC	Ownership	100.000	TIAA Board of Overseers	N	
				4946852			Energy Power Investment Company, LLC	DE	NIA	North American Sustainable Energy Fund, L.P.	Ownership	90.500	TIAA Board of Overseers	N	
				4947318			EPP Renewable Energy, LLC	DE	NIA	Energy Power Investment Company, LLC	Ownership	100.000	TIAA Board of Overseers	N	
							EPP New Jersey Biogas, LLC	DE	NIA	EPP Renewable Energy, LLC	Ownership	100.000	TIAA Board of Overseers	N	
							EPP New Jersey Solar, LLC	DE	NIA	EPP Renewable Energy, LLC	Ownership	100.000	TIAA Board of Overseers	N	
			46-5268451	4810597			North American Sustainable Energy Fund GP, LLC	DE	NIA	TIAA Infrastructure Investments, LLC	Influence		TIAA Board of Overseers	N	
			61-1734097	4810551			North American Sustainable Energy Manager, LLC	DE	NIA	TIAA Infrastructure Investments, LLC	Influence		TIAA Board of Overseers	N	
			45-2665869	4601115			TIAA Oil and Gas Investments, LLC	DE	NIA	Teachers Insurance and Annuity Association of America	Ownership	100.000	TIAA Board of Overseers	N	
			45-1286237	4602877			Actgas, LLC	DE	NIA	TIAA Oil and Gas Investments, LLC	Ownership	100.000	TIAA Board of Overseers	N	
			46-3410649	4602925			Actoil Bakken, LLC	DE	NIA	TIAA Oil and Gas Investments, LLC	Ownership	100.000	TIAA Board of Overseers	N	
			98-0430762	4651530			Triangle Petroleum Corp	CO	NIA	Actoil Bakken, LLC	Influence		TIAA Board of Overseers	N	
			46-3628993	4602934			Actoil Utica, LLC	DE	NIA	TIAA Oil and Gas Investments, LLC	Ownership	100.000	TIAA Board of Overseers	N	
			11-3519531	4601133			TIAA Realty, LLC	DE	NIA	Teachers Insurance and Annuity Association of America	Ownership	100.000	TIAA Board of Overseers	N	
			81-0902394	4949125			T-C 77 Central LLC	DE	NIA	TIAA Realty, LLC	Ownership	100.000	TIAA Board of Overseers	N	
			47-2249307	4763161			T-C 680 Belleville LLC	DE	NIA	TIAA Realty, LLC	Ownership	100.000	TIAA Board of Overseers	N	
			46-2678242	4611721			T-C Port Northwest Development, LLC	DE	NIA	TIAA Realty, LLC	Ownership	100.000	TIAA Board of Overseers	N	
			81-3961919	5047626			TGA 70 Federal Street LLC	DE	NIA	TIAA Realty, LLC	Ownership	100.000	TIAA Board of Overseers	N	
			82-2885306				TIAA RFS, LLC	DE	NIA	Teachers Insurance and Annuity Association of America	Ownership	100.000	TIAA Board of Overseers	N	
			82-2335773				TIAA Advisory, LLC	DE	NIA	TIAA RFS, LLC	Ownership	100.000	TIAA Board of Overseers	N	
			20-2904312	4314479			TIAA-CREF Insurance Agency, LLC	DE	NIA	TIAA RFS, LLC	Ownership	100.000	TIAA Board of Overseers	N	
			81-2755014	5011346			TIAA SMA Strategies, LLC	DE	NIA	Teachers Insurance and Annuity Association of America	Ownership	100.000	TIAA Board of Overseers	N	
			45-3029655	4601197			TIAA-Stonepeak Investments I, LLC	DE	NIA	Teachers Insurance and Annuity Association of America	Ownership	100.000	TIAA Board of Overseers	N	
			38-3849546	4603155			Stonepeak Infrastructure Fund LP	DE	NIA	TIAA-Stonepeak Investments I, LLC	Influence		TIAA Board of Overseers	N	
			45-3030923	4601245			TIAA-Stonepeak Investments II, LLC	DE	NIA	Teachers Insurance and Annuity Association of America	Ownership	100.000	TIAA Board of Overseers	N	
			30-0696099	4643955			Stonepeak GP Holdings LP	DE	NIA	TIAA-Stonepeak Investments II, LLC	Ownership	50.000	TIAA Board of Overseers	N	
				4643964			Stonepeak Associates, LLC	DE	NIA	Stonepeak GP Holdings LP	Ownership	100.000	TIAA Board of Overseers	N	
			37-1645802	4643919			Stonepeak Advisors Holdings LLC	DE	NIA	TIAA-Stonepeak Investments II, LLC	Influence		TIAA Board of Overseers	N	
				4643946			Stonepeak Advisors LLC	DE	NIA	Stonepeak Advisors Holdings LLC	Ownership	100.000	TIAA Board of Overseers	N	
			45-3164600	4601348			TIAA Super Regional Mall Member Sub, LLC	DE	NIA	Teachers Insurance and Annuity Association of America	Ownership	100.000	TIAA Board of Overseers	N	
			45-3164764	4644055			T-C Super Regional Mall Venture, LLC	DE	NIA	TIAA Super Regional Mall Member Sub, LLC	Ownership	51.000	TIAA Board of Overseers	N	
			46-4623585	4801821	1614181		T-C International Plaza REIT LLC	DE	NIA	T-C Super Regional Mall Venture, LLC	Ownership	100.000	TIAA Board of Overseers	N	
			46-4653326	4801830			T-C International Plaza Investor GP LLC	DE	NIA	T-C International Plaza REIT LLC	Ownership	100.000	TIAA Board of Overseers	N	
			46-4680948	4801849			T-C International Plaza Investor LP LLC	DE	NIA	T-C International Plaza REIT LLC	Ownership	100.000	TIAA Board of Overseers	N	
			38-3173536	2884259			Tampa Westshore Associates Limited Partnership	DE	NIA	T-C International Plaza Investor LP LLC	Influence		TIAA Board of Overseers	N	
			46-2713521	4604116	1595474		T-C Las Vegas Retail REIT LLC	DE	NIA	T-C Super Regional Mall Venture, LLC	Ownership	100.000	TIAA Board of Overseers	N	
			46-2726147	4612979			T-C Las Vegas Retail Investor LLC	DE	NIA	T-C Las Vegas Retail REIT LLC	Ownership	100.000	TIAA Board of Overseers	N	
				4615617			Grand Canal Shoppes Holdings, LLC	DE	NIA	T-C Las Vegas Retail Investor LLC	Influence		TIAA Board of Overseers	N	

STATEMENT AS OF JUNE 30, 2019 OF THE TIAA-CREF LIFE INSURANCE COMPANY

SCHEDULE Y  
PART 1A - DETAIL OF INSURANCE HOLDING COMPANY SYSTEM

1	2	3	4	5	6	7	8	9	10	11	12	13	14	15	16
Group Code	Group Name	NAIC Company Code	ID Number	Federal RSSD	CIK	Name of Securities Exchange if Publicly Traded (U.S. or International)	Names of Parent, Subsidiaries Or Affiliates	Domi-ciliary Location	Relation-ship to Reporting Entity	Directly Controlled by (Name of Entity/Person)	Type of Control (Ownership, Board, Management, Attorney-in-Fact, Influence, Other)	If Control is Owner-ship Provide Percen-tage	Ultimate Controlling Entity(ies)/Person(s)	Is an SCA Filing Re-quired? (Y/N)	*
			45-3165203	4644064	1544129		T-C Midwest REIT, LLC	DE	NIA	T-C Super Regional Mall Venture, LLC	Ownership	99.800	TIAA Board of Overseers	N	
			45-2211957	4644073			T-C Midwest Retail, LLC	DE	NIA	T-C Midwest REIT, LLC	Ownership	100.000	TIAA Board of Overseers	N	
				4644288			CBL/T-C, LLC	DE	NIA	T-C Midwest Retail, LLC	Ownership	50.000	TIAA Board of Overseers	N	
			45-3164998	4644082	1544127		T-C Montgomery Mall REIT, LLC	DE	NIA	T-C Super Regional Mall Venture, LLC	Ownership	99.800	TIAA Board of Overseers	N	
			27-4117159	4644091			T-C Montgomery Mall, LLC	DE	NIA	T-C Montgomery Mall REIT, LLC	Ownership	100.000	TIAA Board of Overseers	N	
			95-4658637	4644886			Montgomery Mall of Maryland, LLC	MD	NIA	T-C Montgomery Mall, LLC	Ownership	50.000	TIAA Board of Overseers	N	
							Teachers Insurance and Annuity Association								
			45-1286386	4601526			TIAA SynGas, LLC	DE	NIA	of America	Ownership	100.000	TIAA Board of Overseers	N	
			13-1624203	4741758			730 Catsolar, LLC	DE	NIA	TIAA SynGas, LLC	Ownership	100.000	TIAA Board of Overseers	N	
				4747835			Catalina Solar Lessee Holdco, LLC	CA	NIA	730 Catsolar, LLC	Ownership	50.000	TIAA Board of Overseers	N	
				4749866			Catalina Solar Lessee, LLC	CA	NIA	Catalina Solar Lessee Holdco, LLC	Ownership	100.000	TIAA Board of Overseers	N	
			56-2492641	4643900			SG Solutions, LLC	DE	NIA	TIAA SynGas, LLC	Influence		TIAA Board of Overseers	N	
			27-0195010	4626088			AE Investor II, LLC	DE	NIA	TIAA SynGas, LLC	Ownership	57.000	TIAA Board of Overseers	N	
							Teachers Insurance and Annuity Association								
			45-4486211	4602886			TIAA Wind Investments, LLC	DE	NIA	of America	Ownership	100.000	TIAA Board of Overseers	N	
			45-3743502	4626136			Capistrano Wind Partners, LLC	DE	NIA	TIAA Wind Investments, LLC	Influence		TIAA Board of Overseers	N	
							Teachers Insurance and Annuity Association								
			20-8384004	4599490			TIAA-CREF LPHC, LLC	DE	NIA	of America	Ownership	100.000	TIAA Board of Overseers	N	
			26-3561391	4863539			TCAM DOF GP, LLC	DE	NIA	TIAA-CREF LPHC, LLC	Ownership	100.000	TIAA Board of Overseers	N	
			46-1191235	5018671	1611288		TIAA-CREF Real Property Fund GP, LLC	DE	NIA	TCAM DOF GP, LLC	Ownership	100.000	TIAA Board of Overseers	N	
							TIAA-CREF Individual & Institutional Services, LLC								
			55-0856733	4314349	882928			DE	NIA	Teachers Insurance and Annuity Association of America	Ownership	100.000	TIAA Board of Overseers	N	
							Teachers Insurance and Annuity Association								
			20-5591124	4314273			TIAA-CREF Redwood, LLC	DE	NIA	of America	Ownership	100.000	TIAA Board of Overseers	N	
							TIAA Endowment & Philanthropic Services, LLC								
			20-5631854	4314282				DE	NIA	TIAA-CREF Redwood, LLC	Ownership	100.000	TIAA Board of Overseers	N	
							Teachers Insurance and Annuity Association								
			35-2429521	4612858			CCAP GP, LLC	DE	NIA	TIAA Endowment & Philanthropic Services, LLC	Ownership	100.000	TIAA Board of Overseers	N	
							Teachers Insurance and Annuity Association								
			13-4026557	4314116	1627236		TIAA-CREF Tuition Financing, Inc.	DE	NIA	of America	Ownership	100.000	TIAA Board of Overseers	N	
							Teachers Insurance and Annuity Association								
			20-8892977	4599810			TIAA Union Place Phase I, LLC	DE	NIA	of America	Ownership	100.000	TIAA Board of Overseers	N	
			20-8281443	4640066			Union Place Phase I, LLC	DE	NIA	TIAA Union Place Phase I, LLC	Ownership	100.000	TIAA Board of Overseers	N	
							Teachers Insurance and Annuity Association								
				4844163			UK PPP Investments, LP	GBR	NIA	of America	Ownership	100.000	TIAA Board of Overseers	N	
				4848590			Wigg (Holdings) Limited	GBR	NIA	UK PPP Investments, LP	Ownership	100.000	TIAA Board of Overseers	N	
				4848983			Wigg Investments Limited	GBR	NIA	Wigg (Holdings) Limited	Ownership	100.000	TIAA Board of Overseers	N	
				4849739			Merseylink (Holdings) Limited	GBR	NIA	Wigg Investments Limited	Influence		TIAA Board of Overseers	N	
				4852298			Merseylink (Finance) Limited	GBR	NIA	Merseylink (Holdings) Limited	Ownership	100.000	TIAA Board of Overseers	N	
				4860239			Merseylink Limited	GBR	NIA	Merseylink (Finance) Limited	Ownership	100.000	TIAA Board of Overseers	N	
				4858638			Merseylink (Issuer) plc	GBR	NIA	Merseylink (Finance) Limited	Ownership	100.000	TIAA Board of Overseers	N	
							Teachers Insurance and Annuity Association								
							U.S. Cities Retail Fund LP	DE	NIA	of America	Ownership	100.000	TIAA Board of Overseers	N	
							U.S. Cities Retail Fund REIT LLC	DE	NIA	U.S. Cities Retail Fund LP	Ownership	100.000	TIAA Board of Overseers	N	
							U.S. Cities Retail Fund Operating GP LLC	DE	NIA	U.S. Cities Retail Fund REIT LLC	Ownership	100.000	TIAA Board of Overseers	N	
							U.S. Cities Retail Fund Operating LP	DE	NIA	U.S. Cities Retail Fund REIT LLC	Ownership	100.000	TIAA Board of Overseers	N	
			46-0750331	4612111			T-C 919 N. Michigan Avenue Retail, LLC	DE	NIA	U.S. Cities Retail Fund Operating LP	Ownership	100.000	TIAA Board of Overseers	N	
							USCRF KRG JV Investor Member LLC	DE	NIA	U.S. Cities Retail Fund Operating LP	Ownership	100.000	TIAA Board of Overseers	N	
							KRG USCRF Retail Portfolio LLC	DE	NIA	USCRF KRG JV Investor Member LLC	Ownership	100.000	TIAA Board of Overseers	N	
							Teachers Insurance and Annuity Association								
							U.S. Core-Plus Real Estate Debt Fund LP	DE	NIA	of America	Management		TIAA Board of Overseers	N	
			82-3988257				CRED REIT LLC	DE	NIA	U.S. Core+ Real Estate Debt Fund LP	Ownership	100.000	TIAA Board of Overseers	N	
			82-3760575				CRED REIT Holdco LLC	DE	NIA	CRED REIT LLC	Ownership	100.000	TIAA Board of Overseers	N	
			47-1938723				CRED REIT Holdco Seller LLC	DE	NIA	CRED REIT Holdco LLC	Ownership	100.000	TIAA Board of Overseers	N	
			83-2024014					DE	NIA		Ownership	100.000	TIAA Board of Overseers	N	

STATEMENT AS OF JUNE 30, 2019 OF THE TIAA-CREF LIFE INSURANCE COMPANY

SCHEDULE Y  
PART 1A - DETAIL OF INSURANCE HOLDING COMPANY SYSTEM

1	2	3	4	5	6	7	8	9	10	11	12	13	14	15	16
Group Code	Group Name	NAIC Company Code	ID Number	Federal RSSD	CIK	Name of Securities Exchange if Publicly Traded (U.S. or International)	Names of Parent, Subsidiaries Or Affiliates	Domi-ciliary Location	Relation-ship to Reporting Entity	Directly Controlled by (Name of Entity/Person)	Type of Control (Ownership, Board, Management, Attorney-in-Fact, Influence, Other)	If Control is Owner-ship Provide Percen-tage	Ultimate Controlling Entity(ies)/Person(s)	Is an SCA Filing Re-quired? (Y/N)	*
			81-1392434				CRED REIT Holdco TRS LLC	DE	NIA	CRED REIT Holdco LLC	Ownership	100.000	TIAA Board of Overseers	N	
			83-2267896				CRED Sawtelle LLC	DE	NIA	CRED REIT Holdco LLC	Ownership	100.000	TIAA Board of Overseers	N	
			83-3184068				CRED Slabtown LLC	DE	NIA	CRED REIT Holdco LLC	Ownership	100.000	TIAA Board of Overseers	N	
			83-4107560				CRED West Coast Industrial LLC	DE	NIA	CRED REIT Holdco LLC	Ownership	100.000	TIAA Board of Overseers	N	
			51-0141732	4599829			WRC Properties, LLC	DE	NIA	Teachers Insurance and Annuity Association of America	Ownership	100.000	TIAA Board of Overseers	N	
				4630601			Stichting Bewaarder Ziemia Fund	NLD	NIA	Teachers Insurance and Annuity Association of America	Influence		TIAA Board of Overseers	N	

Asterisk	Explanation
0100	AGR Services LLC is ultimately controlled and owned entirely by TIAA, with 99% owned by AGR Partners LLC and 1% owned by Nuveen Alternative Holdings, LLC.
0200	Greenwood Resources Brasil, Ltda. is ultimately controlled and owned entirely by TIAA, with 99% owned by GWR Property Management International, LLC and 1% owned by GreenWood Resources, Inc.
0300	CAM HR Resources LLC is ultimately controlled and owned entirely by TIAA, with 99% owned by Churchill Asset Management LLC and 1% owned by Nuveen Alternative Holdings, LLC.
0400	TIAA European Farmland Fund GP LP is ultimately controlled and owned entirely by TIAA, with 50% owned by Nuveen Alternative Services, LLC and 50% owned by TEFF Holdco LLC
0500	TGAM APAC LLC is ultimately controlled and owned entirely by TIAA, with TGAM Subsidiary HC LLC, TIAA International Subsidiary HC LLC and Nuveen International Holdings LLC each owning 33.33%
0600	TGAM HK HC LLC is ultimately controlled and owned entirely by TIAA, with TGAM APAC LLC, TGAM Asia LLC, TIAA International APAC LLC and TIAA International Asia LLC each owning 25%
0700	TGAM Asia LLC is ultimately controlled and owned entirely by TIAA, with TGAM Subsidiary HC LLC, TIAA International Subsidiary HC LLC and Nuveen International Holdings LLC each owning 33.33%
0800	TIAA International APAC LLC is ultimately controlled and owned entirely by TIAA, with TGAM Subsidiary HC LLC, TIAA International Subsidiary HC LLC and Nuveen International Holdings LLC each owning 33.33%
0900	TIAA International Asia LLC is ultimately controlled and owned entirely by TIAA, with TGAM Subsidiary HC LLC, TIAA International Subsidiary HC LLC and Nuveen International Holdings LLC each owning 33.33%
1000	Nuveen Real Estate Limited is ultimately controlled and owned entirely by TIAA, with 99% owned by TIAA International Holdings 3, Ltd. and 1% owned by TIAA International Holdings 1, Ltd.
1100	European Cities Partnership SCSp is owned 29.8% by T-C Lux Investments Special Limited Partnership and 1% by European Cities Partnership (GP) S.à.r.l.
1200	Global Real Estate Debt Partners Fund II (UK) SCSp is ultimately controlled by TIAA, with 18.75% owned by TIAA and 0.5% owned by Nuveen Real Estate Debt Partners II (GP) S.à.r.l.
1300	Westchester Group SRL is controlled and owned entirely by TIAA, with 99% owned by Westchester Group of Europe Ltd. and 1% owned by Westchester Group of Poland Sp. Z.o.o.
1400	Westchester Group South America Gestao de Investimentos Ltda. is controlled and owned entirely by TIAA, with 99% owned by Westchester Group Investment Management, Inc. and 1% owned by Westchester Group Real Estate, Inc.
1500	Symphony Asset Management, LLC is ultimately controlled and owned entirely by TIAA, with 51% owned by Nuveen Investments, Inc. and 49% owned by Nuveen Investments Holdings, Inc.
1600	730 Texas Timberlands II, Ltd. is ultimately controlled and owned entirely by TIAA, which directly owns 99.5%. 730 Texas Forest Holdings, Inc., which is owned 100% by TIAA, owns .5%.
1700	730 Texas Timberlands, Ltd. is ultimately controlled and owned entirely by TIAA, with 99.5% owned by TIAA Timberlands I, LLC and .5% owned by 730 Texas Forest Holdings, Inc.
1800	Loma del Rio Vineyards, LLC is ultimately controlled and owned entirely by TIAA, with 45% owned by Premiere Agricultural Properties, LLC and 55% owned by Global Ag Properties USA, LLC.
1900	Global Real Estate Debt Partners Fund I (UK) is controlled by TIAA, which owns 36.3%. T-C Lux Investments Special Limited Partnership, which is 100% owned by TIAA, owns 24.3%.
2000	Cityhold Nymphe S.à r.l. (Nymphe) is ultimately controlled by TIAA via a 50% ownership of Cityhold Office Partnership S.à r.l., which owns 88% of Nymphe, and 6% owned by wholly-owned ND Europe Office Holding S.à r.l.
2100	Cityhold Euro S.à r.l. (CES) is ultimately controlled by TIAA via a 50% ownership of Cityhold Propco 9 S.à r.l., which owns 88% of CES, and 6% owned by wholly-owned ND Europe Office Holding S.à r.l.
2200	SNC Roosevelt is ultimately controlled by TIAA via a 50% ownership of Cityhold Propco 9 S.à r.l., which owns SAS Roosevelt (99.99% of SNC Roosevelt) and Roosevelt Participation S.à r.l. (0.01%).
2300	London Belgrave Unit Trust (LBUT) is ultimately controlled by TIAA via a 50% ownership of Cityhold Office Partnership S.à r.l., which owns Cityhold UK Holding S.à r.l. (99.8% of LBUT) and Cityhold UK Investment S.à r.l. (0.2%).
2400	New Fetter Lane Unit Trust (NFLUT) is ultimately controlled by TIAA via a 50% ownership of Cityhold Office Partnership S.à r.l., which owns Cityhold UK Holding S.à r.l. (99.9% of NFLUT) and Cityhold UK Investment S.à r.l. (0.1%).
2500	60 Great Portland Street Unit Trust (60GPS) is ultimately controlled by TIAA via a 50% ownership of Cityhold Office Partnership S.à r.l., which owns Cityhold UK Holding S.à r.l. (99.4% of 60GPS) and Cityhold UK Investment S.à r.l. (0.6%).
2600	70 St. Mary Axe Unit Trust (SMAUT) is ultimately controlled by TIAA via a 50% ownership of Cityhold Office Partnership S.à r.l., which owns SMA Holding S.à r.l. (99.9% of SMAUT) and Cityhold UK Investment S.à r.l. (0.1%).
2700	Gropius Passagen GmbH & Co KG is controlled by TIAA, and partially owned by Gropius S.à r.l., which owns 99.8% and TIAA Lux 11 S.à.r.l. which owns 0.16%.
2800	Erlangen Arcaden GmbH & Co. KG is controlled by TIAA, and partially owned by TIAA Lux 5 S.à r.l., which owns 94.9% and Erlangen Arcaden Verwaltungs GmbH which owns 5.1%.
2900	1608 Chestnut Partners LP is ultimately controlled by TIAA, with 99% owned by T-C 1608 Chestnut Limited Partner LLC and 1% owned by T-C 1608 Chestnut General Partner LLC.
3000	T-C Europe LP is ultimately controlled and owned entirely by TIAA, with 99% owned by TIAA and 1% owned by T-C Europe Holding, Inc.
3100	Roppenheim Outlet SNC (ROSNC) is ultimately controlled by TIAA via a 61.8% ownership of Neptune Property Venture S.à r.l., which owns Roppenheim Holding SAS (99.99% of ROSNC) Neptune Roppenheim Holding S.à r.l. (0.01%).
3200	Adeoti Empreendimentos Imobiliários Ltda is ultimately controlled and owned entirely by TIAA, with 51% of ownership with T-C JK I, LLC and 49% of ownership with T-C JK II, LLC
3300	CPPIB-TIAA US Real Property Fund LP is controlled by TIAA, which owns 50%. T-C SMA I, LLC, which is 100% owned by TIAA, is the General Partner and owns 1%.
3400	Thurrock Retail Park Unit Trust is ultimately controlled and owned entirely by TIAA with 99.5% owned by T-C UK RE Holdings III, LLC and 0.5% owned by T-C UK RE Holdings II, LLC.
3500	Waterford Blue Lagoon LP is controlled by TIAA, and partially owned indirectly by T-C Waterford Blue Lagoon LLC, which owns 50%, and T-C Waterford Blue Lagoon General Partner, LLC, which owns 1%.
3600	Asia Pacific Cities Fund, FCP is owned 38.6% by TGA APAC Fund Holdings, LLC and 38.6% by TGA Real Estate Fund Holdings, LLC
3700	Viertel Zwei Entwicklung GmbH & Co Studenthouse KG is controlled by TIAA, and partially owned indirectly by Eagle Austria Holdings S.à r.l., which owns 94%, and CB Krieau Dzwei GmbH, which owns 6%.



STATEMENT AS OF JUNE 30, 2019 OF THE TIAA-CREF LIFE INSURANCE COMPANY

Asterisk	Explanation
3800 .....	TGA Ginza115 TMK is ultimately controlled and owned entirely by TIAA, with 51% owned by TGA Japan GK Holdings Pte Ltd and 49% of owned by TGA Ginza 115 Holdings Pte Ltd. ....
3900 .....	Nova Gaia Brasil Participaco Ltda. is owned 99.99% by TIAA-CREF Global Agriculture LLC and 0.01% by TIAA-CREF Global Agriculture BR, LLC. ....
4000 .....	Tellus Brasil Participaco S.A. is owned 48.9% by Terraviva Brasil Participaco Ltda. and 0.47% by Nova Gaia Brasil Participaco Ltda. ....
4100 .....	Terraviva Brasil Participaco Ltda. is owned 99.99% by Nova Gaia Brasil Participaco Ltda. and 0.01% by TIAA-CREF Global Agriculture BR, LLC. ....
4200 .....	Janus Brasil Participacoes, S.A. is owned 48.9% by Iris Brasil Participaco Ltda. and 0.47% by Helios Brasil Participacoes, Ltda. ....

STATEMENT AS OF JUNE 30, 2019 OF THE TIAA-CREF LIFE INSURANCE COMPANY

SUPPLEMENTAL EXHIBITS AND SCHEDULES INTERROGATORIES

The following supplemental reports are required to be filed as part of your statement filing. However, in the event that your company does not transact the type of business for which the special report must be filed, your response of NO to the specific interrogatory will be accepted in lieu of filing a "NONE" report and a bar code will be printed below. If the supplement is required of your company but is not being filed for whatever reason enter SEE EXPLANATION and provide an explanation following the interrogatory questions.

	Response
1. Will the Trusteed Surplus Statement be filed with the state of domicile and the NAIC with this statement? .....	SEE EXPLANATION
2. Will the Medicare Part D Coverage Supplement be filed with the state of domicile and the NAIC with this statement? .....	NO
3. Will the Reasonableness of Assumptions Certification required by Actuarial Guideline XXXV be filed with the state of domicile and electronically with the NAIC? .....	NO
4. Will the Reasonableness and Consistency of Assumptions Certification required by Actuarial Guideline XXXV be filed with the state of domicile and electronically with the NAIC? .....	NO
5. Will the Reasonableness of Assumptions Certification for Implied Guaranteed Rate Method required by Actuarial Guideline XXXVI be filed with the state of domicile and electronically with the NAIC? .....	NO
6. Will the Reasonableness and Consistency of Assumptions Certification required by Actuarial Guideline XXXVI (Updated Average Market Value) be filed with the state of domicile and electronically with the NAIC? .....	NO
7. Will the Reasonableness and Consistency of Assumptions Certification required by Actuarial Guideline XXXVI (Updated Market Value) be filed with the state of domicile and electronically with the NAIC? .....	NO
8. Will the Life PBR Statement of Exemption be filed with the state of domicile by July 1st and electronically with the NAIC with the second quarterly filing per the Valuation Manual (by August 15)? (2nd Quarter Only) The response for 1st and 3rd quarters should be N/A. A NO response resulting with a bar code is only appropriate in the 2nd quarter. ....	NO

Explanation:

1.

The company is not a U.S. branch of a Non-U.S. insurer.
2.
3.
4.
5.
6.
7.
8.

Bar Code:

2.

Medicare Part D Coverage Supplement [Document Identifier 365]
3.

Reasonableness of Assumptions Certification required by Actuarial Guideline XXXV [Document Identifier 445]
4.


Reasonableness and Consistency of Assumptions Certification required by Actuarial Guideline XXXV [Document Identifier 446]
5.

Reasonableness of Assumptions Certification for Implied Guaranteed Rate Method required by Actuarial Guideline XXXVI [Document Identifier 447]
6.

Reasonableness and Consistency of Assumptions Certification required by Actuarial Guideline XXXVI [Document Identifier 448]
7.

Reasonableness and Consistency of Assumptions Certification required by Actuarial Guideline XXXVI (Updated Market Value) [Document Identifier 449]
8.

Life PBR Statement of Exemption (2nd Quarter Only) [Document Identifier 700]



**NONE**

SCHEDULE A - VERIFICATION

Real Estate

	1	2
	Year to Date	Prior Year Ended December 31
1. Book/adjusted carrying value, December 31 of prior year .....		
2. Cost of acquired:		
2.1 Actual cost at time of acquisition .....		
2.2 Additional investment made after acquisition .....		
3. Current year change in encumbrances .....		
4. Total gain (loss) on disposals .....		
5. Deduct amounts received on disposals .....		
6. Total foreign exchange change in book/adjusted carrying value .....		
7. Deduct current year's other than temporary impairment recognized .....		
8. Deduct current year's depreciation .....		
9. Book/adjusted carrying value at the end of current period (Lines 1+2+3+4-5+6-7-8) .....		
10. Deduct total nonadmitted amounts .....		
11. Statement value at end of current period (Line 9 minus Line 10) .....		

SCHEDULE B - VERIFICATION

Mortgage Loans

	1	2
	Year to Date	Prior Year Ended December 31
1. Book value/recorded investment excluding accrued interest, December 31 of prior year .....		
2. Cost of acquired:		
2.1 Actual cost at time of acquisition .....		
2.2 Additional investment made after acquisition .....		
3. Capitalized deferred interest and other .....		
4. Accrual of discount .....		
5. Unrealized valuation increase (decrease) .....		
6. Total gain (loss) on disposals .....		
7. Deduct amounts received on disposals .....		
8. Deduct amortization of premium and mortgage investment and commitment fees .....		
9. Total foreign exchange change in book value/recorded investment including accrued interest .....		
10. Deduct current year's other than temporary impairment recognized .....		
11. Book value/recorded investment excluding accrued interest at end of current period (Lines 1+2+3+4+5+6-7-8+9-10) .....		
12. Total valuation allowance .....		
13. Subtotal (Line 11 plus Line 12) .....		
14. Deduct total nonadmitted amounts .....		
15. Statement value at end of current period (Line 13 minus Line 14) .....		

SCHEDULE BA - VERIFICATION

Other Long-Term Invested Assets

	1	2
	Year to Date	Prior Year Ended December 31
1. Book/adjusted carrying value, December 31 of prior year .....	4,707,025	5,926,925
2. Cost of acquired:		
2.1 Actual cost at time of acquisition .....		
2.2 Additional investment made after acquisition .....		
3. Capitalized deferred interest and other .....		
4. Accrual of discount .....	590	1,120
5. Unrealized valuation increase (decrease) .....		(201,711)
6. Total gain (loss) on disposals .....		
7. Deduct amounts received on disposals .....		1,000,000
8. Deduct amortization of premium and depreciation .....	10,046	19,309
9. Total foreign exchange change in book/adjusted carrying value .....		
10. Deduct current year's other than temporary impairment recognized .....		
11. Book/adjusted carrying value at end of current period (Lines 1+2+3+4+5+6-7-8+9-10) .....	4,697,569	4,707,025
12. Deduct total nonadmitted amounts .....		
13. Statement value at end of current period (Line 11 minus Line 12) .....	4,697,569	4,707,025

SCHEDULE D - VERIFICATION

Bonds and Stocks

	1	2
	Year to Date	Prior Year Ended December 31
1. Book/adjusted carrying value of bonds and stocks, December 31 of prior year .....	7,913,354,524	7,240,269,190
2. Cost of bonds and stocks acquired .....	984,612,191	1,483,500,442
3. Accrual of discount .....	2,070,293	4,453,560
4. Unrealized valuation increase (decrease) .....		
5. Total gain (loss) on disposals .....	2,735,610	3,985,112
6. Deduct consideration for bonds and stocks disposed of .....	443,160,018	808,056,001
7. Deduct amortization of premium .....	2,563,718	5,184,508
8. Total foreign exchange change in book/adjusted carrying value .....		
9. Deduct current year's other than temporary impairment recognized .....	101,116	5,868,457
10. Total investment income recognized as a result of prepayment penalties and/or acceleration fees .....	329,910	255,186
11. Book/adjusted carrying value at end of current period (Lines 1+2+3+4+5-6-7+8-9+10) .....	8,457,277,676	7,913,354,524
12. Deduct total nonadmitted amounts .....		
13. Statement value at end of current period (Line 11 minus Line 12) .....	8,457,277,676	7,913,354,524

STATEMENT AS OF JUNE 30, 2019 OF THE TIAA-CREF LIFE INSURANCE COMPANY

SCHEDULE D - PART 1B

Showing the Acquisitions, Dispositions and Non-Trading Activity  
During the Current Quarter for all Bonds and Preferred Stock by NAIC Designation

NAIC Designation	1 Book/Adjusted Carrying Value Beginning of Current Quarter	2 Acquisitions During Current Quarter	3 Dispositions During Current Quarter	4 Non-Trading Activity During Current Quarter	5 Book/Adjusted Carrying Value End of First Quarter	6 Book/Adjusted Carrying Value End of Second Quarter	7 Book/Adjusted Carrying Value End of Third Quarter	8 Book/Adjusted Carrying Value December 31 Prior Year
BONDS								
1. NAIC 1 (a) .....	5,047,217,296	1,959,496,224	1,773,288,392	(30,139,315)	5,047,217,296	5,203,285,813		4,791,125,138
2. NAIC 2 (a) .....	3,225,713,490	171,345,088	116,854,179	30,940,370	3,225,713,490	3,311,144,769		3,243,363,655
3. NAIC 3 (a) .....	15,518,305	4,452,491		(2,709)	15,518,305	19,968,087		22,003,839
4. NAIC 4 (a) .....	24,957,543		2,492,048	(129,180)	24,957,543	22,336,315		24,977,238
5. NAIC 5 (a) .....	1,286,892		39,826	(644,431)	1,286,892	602,635		679,648
6. NAIC 6 (a) .....	9,554,375		10,660,138	1,105,763	9,554,375			
7. Total Bonds	8,324,247,901	2,135,293,803	1,903,334,583	1,130,498	8,324,247,901	8,557,337,619		8,082,149,518
PREFERRED STOCK								
8. NAIC 1 .....								
9. NAIC 2 .....								
10. NAIC 3 .....								
11. NAIC 4 .....								
12. NAIC 5 .....								
13. NAIC 6 .....	182,882				182,882	182,882		182,882
14. Total Preferred Stock .....	182,882				182,882	182,882		182,882
15. Total Bonds and Preferred Stock	8,324,430,783	2,135,293,803	1,903,334,583	1,130,498	8,324,430,783	8,557,520,501		8,082,332,400

(a) Book/Adjusted Carrying Value column for the end of the current reporting period includes the following amount of short-term and cash equivalent bonds by NAIC designation:  
NAIC 1 \$ .....100,242,837 ; NAIC 2 \$ ..... ; NAIC 3 \$ ..... NAIC 4 \$ ..... ; NAIC 5 \$ ..... ; NAIC 6 \$ .....

SCHEDULE DA - PART 1

Short-Term Investments

	1	2	3	4	5
	Book/Adjusted Carrying Value	Par Value	Cost	Interest Collected Year-to-Date	Paid for Accrued Interest Year-to-Date
9199999 Totals					

NONE

SCHEDULE DA - VERIFICATION

Short-Term Investments

	1	2
	Year To Date	Prior Year Ended December 31
1. Book/adjusted carrying value, December 31 of prior year .....		20,927,766
2. Cost of short-term investments acquired .....		
3. Accrual of discount .....		26,183
4. Unrealized valuation increase (decrease) .....		
5. Total gain (loss) on disposals .....		2,078
6. Deduct consideration received on disposals .....		20,956,027
7. Deduct amortization of premium .....		
8. Total foreign exchange change in book/adjusted carrying value .....		
9. Deduct current year's other than temporary impairment recognized .....		
10. Book/adjusted carrying value at end of current period (Lines 1+2+3+4+5-6-7+8-9) .....		
11. Deduct total nonadmitted amounts .....		
12. Statement value at end of current period (Line 10 minus Line 11)		

Schedule DB - Part A - Verification - Options, Caps, Floors, Collars, Swaps and Forwards

**N O N E**

Schedule DB - Part B - Verification - Futures Contracts

**N O N E**

Schedule DB - Part C - Section 1 - Replication (Synthetic Asset) Transactions (RSATs) Open

**N O N E**

Schedule DB-Part C-Section 2-Reconciliation of Replication (Synthetic Asset) Transactions Open

**N O N E**

Schedule DB - Verification - Book/Adjusted Carrying Value, Fair Value and Potential Exposure of  
Derivatives

**N O N E**

SCHEDULE E - PART 2 - VERIFICATION

(Cash Equivalents)

	1	2
	Year To Date	Prior Year Ended December 31
1. Book/adjusted carrying value, December 31 of prior year .....	168,977,887	78,997,366
2. Cost of cash equivalents acquired .....	5,290,227,871	9,350,087,632
3. Accrual of discount .....	661,338	852,986
4. Unrealized valuation increase (decrease) .....		
5. Total gain (loss) on disposals .....	139	(1,766)
6. Deduct consideration received on disposals .....	5,359,624,398	9,260,958,331
7. Deduct amortization of premium .....		
8. Total foreign exchange change in book/adjusted carrying value .....		
9. Deduct current year's other than temporary impairment recognized .....		
10. Book/adjusted carrying value at end of current period (Lines 1+2+3+4+5-6-7+8-9) .....	100,242,837	168,977,887
11. Deduct total nonadmitted amounts .....		
12. Statement value at end of current period (Line 10 minus Line 11)	100,242,837	168,977,887



Schedule A - Part 2 - Real Estate Acquired and Additions Made

**N O N E**

Schedule A - Part 3 - Real Estate Disposed

**N O N E**

Schedule B - Part 2 - Mortgage Loans Acquired and Additions Made

**N O N E**

Schedule B - Part 3 - Mortgage Loans Disposed, Transferred or Repaid

**N O N E**

Schedule BA - Part 2 - Other Long-Term Invested Assets Acquired and Additions Made

**N O N E**

Schedule BA - Part 3 - Other Long-Term Invested Assets Disposed, Transferred or Repaid

**N O N E**

STATEMENT AS OF JUNE 30, 2019 OF THE TIAA-CREF LIFE INSURANCE COMPANY

SCHEDULE D - PART 3

Show All Long-Term Bonds and Stock Acquired During the Current Quarter

1	2	3	4	5	6	7	8	9	10
CUSIP Identification	Description	Foreign	Date Acquired	Name of Vendor	Number of Shares of Stock	Actual Cost	Par Value	Paid for Accrued Interest and Dividends	NAIC Designation and Administrative Symbol/Market Indicator (a)
912828-6T-2	US TREASURY N/B United States Treasury No 2.37 2.375% 05/15/29		06/28/2019	ROYAL BANK OF SCOTLAND		103,238	100,000	303	1
0599999. Subtotal - Bonds - U.S. Governments						103,238	100,000	303	XXX
3136AX-M2-8	FNR 2017-67 BN EXCH AD SEQ 3.000% 02/25/44		06/25/2019	MITSUBISHI UFJ SECURITIES USA		10,037,811	9,833,459	22,125	1
3136B2-XP-2	FNR 2018-58 P AD PAC 4.000% 12/25/44		04/01/2019	JP MORGAN SECURITIES					1
3136B3-EI-6	FNR 2018-78 ZB Z 4.000% 10/25/48		06/01/2019	Interest Capitalization					1
3137BB-FB-1	FHR 4352 ZW EXCH Z SEQ 3.000% 06/15/44		06/01/2019	Interest Capitalization		102,357	102,357		1
3137BG-3K-3	FHR 4430 Z Z SEQ 4.000% 01/15/45		06/01/2019	Interest Capitalization		97,226	97,226		1
3137BN-ED-2	FHR 4565 DZ Z SEQ 3.000% 03/15/46		06/01/2019	Interest Capitalization		118,497	118,497		1
3137BP-Q2-8	FHR 4579 GZ Z SEQ 3.000% 05/15/46		06/01/2019	Interest Capitalization		41,360	41,360		1
3137BT-2L-4	FHR 4631 VZ Z SEQ 3.500% 11/15/46		06/01/2019	Interest Capitalization		87,040	87,040		1
3137BW-HK-3	FHR 4665 NZ Z SEQ 3.500% 02/15/47		06/01/2019	Interest Capitalization		40,588	40,588		1
3137FG-3N-3	FHR 4801 ZD Z SEQ 4.000% 06/15/48		06/01/2019	Interest Capitalization		37,060	37,060		1
3140J9-YB-1	FN BMS205 4.000% 06/01/45		04/01/2019	NOMURA SECURITIES INTL INC		105,803	105,803		1
80168A-CL-9	SANTA CLARA VLY CA WTR DIST WTR Santa Clara Valley Water 3.94 3.949% 06/01/49		04/10/2019	STIFEL NICOLAUS & COMPANY INC		(89,514)	(86,292)	(86)	1
9397BH-SU-0	WASHINGTON ST HLTH CARE FACS A Washington Health Care Fa 4.2 4.200% 08/15/47		04/09/2019	BANK OF AMERICA		3,335,000	3,335,000		1FE
3199999. Subtotal - Bonds - U.S. Special Revenues						7,087,880	7,000,000	45,733	1FE
00108W-AJ-9	AEP TEXAS INC SR UNSEC 4.150% 05/01/49		04/29/2019	CITIGROUP GLOBAL MARKETS INC		21,001,108	20,712,098	67,772	XXX
020002-BG-5	ALLSTATE CORP SR UNSEC 3.850% 08/10/49		06/05/2019	Various		2,047,212	2,050,000		1FE
02665W-CY-5	AMERICAN HONDA FINANCE SR UNSEC 2.200% 06/27/22		06/24/2019	BANK OF AMERICA		14,931,398	14,950,000		2FE
02665W-CZ-2	AMERICAN HONDA FINANCE SR UNSEC 2.400% 06/27/24		06/24/2019	CITIGROUP GLOBAL MARKETS INC		14,986,200	15,000,000		1FE
03027W-AJ-1	AMERICAN TOWER TRUST I ASSET BACKED 3.070% 03/15/23		05/01/2019	BNP PARIBAS		14,966,250	15,000,000		1FE
03040W-AU-9	AMERICAN WATER CAPITAL C SR UNSEC 3.450% 06/01/29		05/06/2019	JP MORGAN SECURITIES		4,772,464	4,794,000	7,359	1FE
03522A-AJ-9	ANHEUSER-BUSCH CO/INBEV CO GUARNT 4.900% 02/01/46		05/15/2019	Tax Free Exchange		2,494,475	2,500,000		2FE
037389-BC-6	AON CORP CO GUARNT 3.750% 05/02/29		04/30/2019	CITIGROUP GLOBAL MARKETS INC		26,119,085	27,450,000	388,570	2FE
03836W-AB-9	AQUA AMERICA INC SR UNSEC 3.566% 05/01/29		04/25/2019	Various		13,287,897	13,300,000		2FE
03836W-AC-7	AQUA AMERICA INC SR UNSEC 4.276% 05/01/49		04/29/2019	Various		6,578,050	6,575,000	297	2FE
05351W-AB-9	AVANGRID INC SR UNSEC 3.800% 06/01/29		05/14/2019	MITSUBISHI UFJ SECURITIES USA		9,774,818	9,750,000	2,435	2FE
054561-AJ-4	AXA EQUITABLE HOLDINGS I SR UNSEC 4.350% 04/20/28		06/24/2019	WELLS FARGO		4,069,214	4,075,000		2FE
06051G-GE-3	BANK OF AMERICA CORP SR UNSEC 3.124% 01/20/23		05/22/2019	CREDIT SUISSE SECURITIES US LL		5,260,700	5,000,000	39,875	2FE
06051G-HT-9	BANK OF AMERICA CORP SR UNSEC 3.559% 04/23/27		04/17/2019	BANK OF AMERICA		4,012,480	4,000,000	43,042	1FE
06051G-HU-6	BANK OF AMERICA CORP SR UNSEC 4.078% 04/23/40		04/17/2019	BANK OF AMERICA		6,000,000	6,000,000		1FE
06405L-AB-7	BANK OF NY MELLON CORP SR UNSEC 2.783% 06/04/21		05/30/2019	MORGAN STANLEY & CO. INC.		6,000,000	6,000,000		1FE
09247X-AP-6	BLACKROCK INC SR UNSEC 3.250% 04/30/29		04/17/2019	CITIGROUP GLOBAL MARKETS INC		5,250,000	5,250,000		1FE
10112R-BB-9	BOSTON PROPERTIES INC SR UNSEC 3.400% 06/21/29		06/12/2019	BANK OF AMERICA		2,851,713	2,875,000		1FE
110122-BZ-0	BRISTOL-MYERS SQUIBB CO SR UNSEC 2.900% 07/26/24		05/07/2019	MORGAN STANLEY & CO. INC.		5,539,733	5,550,000		2FE
12529M-AF-5	CF 2019-CF1 A5 3.786% 05/15/52		04/16/2019	CANTOR FITZGERALD & CO.		2,141,658	2,150,000		1FE
126117-AV-2	CNA FINANCIAL CORP SR UNSEC 3.900% 05/01/29		05/01/2019	Various		14,419,934	14,000,000	42,694	1FE
133131-AX-0	CAMDEN PROPERTY TRUST SR UNSEC 3.150% 07/01/29		06/06/2019	JP MORGAN SECURITIES		7,004,148	7,000,000		2FE
25746U-DA-4	DOMINION ENERGY INC JR SUBORDINATED 2.715% 08/15/21		06/24/2019	CREDIT SUISSE SECURITIES US LL		2,294,273	2,300,000		1FE
29366W-AA-4	ENTERGY MISSISSIPPI INC 1ST MORTG 3.850% 06/01/49		05/30/2019	THE BANK OF NEW YORK		2,850,684	2,850,000	6,650	2FE
29379V-BV-4	ENTERPRISE PRODUCTS OPER CO GUARNT 3.125% 07/31/29		06/24/2019	JP MORGAN SECURITIES		2,961,090	3,000,000		1FE
313747-AZ-0	FEDERAL REALTY INVESTMEN SR UNSEC 3.200% 06/15/29		06/04/2019	BANK OF AMERICA		12,744,263	12,750,000		2FE
31620M-BJ-4	FIDELITY NATL INFO SERV SR UNSEC 3.750% 05/21/29		05/14/2019	JP MORGAN SECURITIES		9,983,800	10,000,000		1FE
337738-AU-2	FISERV INC SR UNSEC 3.500% 07/01/29		06/10/2019	Various		2,495,650	2,500,000		2FE
34528Q-GI-8	FORD 2019-2 A SEQ 3.060% 04/15/26		04/02/2019	BARCLAYS BANK PLC		3,700,804	3,700,000		2FE
345397-YG-2	FORD MOTOR CREDIT CO LLC SR UNSEC 3.810% 01/09/24		05/28/2019	CREDIT SUISSE SECURITIES US LL		6,999,858	7,000,000		1FE
36257H-BP-0	GSMS 2019-GC40 A4 3.260% 07/10/52		06/26/2019	GOLDMAN SACHS & COMPANY		1,943,720	2,000,000	29,845	2FE
404119-BX-6	HCA INC SR SEC 4.125% 06/15/29		06/05/2019	BANK OF AMERICA		10,299,590	10,000,000	8,778	1FE
40414L-AR-0	HCP INC HCP Inc 3.5 07/15/2029 3.500% 07/15/29		06/20/2019	MIZUHO SECURITIES USA INC.		4,452,491	4,475,000		3FE
437076-BY-7	HOME DEPOT INC SR UNSEC 2.950% 06/15/29		06/03/2019	MORGAN STANLEY & CO. INC.		3,733,950	3,750,000		2FE
44409M-AA-4	HUDSON PACIFIC PROPERTIE CO GUARNT 3.950% 11/01/27		06/04/2019	WELLS FARGO		4,640,211	4,667,000		1FE
459200-JX-0	IBM CORP SR UNSEC 2.850% 05/13/22		05/08/2019	JP MORGAN SECURITIES		5,752,688	5,728,000	21,997	2FE
459200-KB-6	IBM CORP SR UNSEC 4.150% 05/15/39		05/08/2019	JP MORGAN SECURITIES		4,997,300	5,000,000		1FE
466313-AH-6	JABIL INC SR UNSEC 3.950% 01/12/28		05/16/2019	ROBERT W. BAIRD & COMPANY INC		1,492,935	1,500,000		1FE
46647S-AJ-9	JPMIT 2017-3 1A5 EXCH AFC SEQ SSR 3.500% 08/25/47		06/21/2019	BANK OF AMERICA		3,371,270	3,500,000	49,156	2FE
46849L-TL-5	JACKSON NATL LIFE GLOBAL SECURED 3.050% 06/21/29		06/17/2019	JP MORGAN SECURITIES		6,790,261	6,683,738	15,595	1FM
521865-BA-2	LEAR CORP SR UNSEC 4.250% 05/15/29		04/29/2019	JP MORGAN SECURITIES		9,972,600	10,000,000		1FE
						6,579,606	6,600,000		2FE

STATEMENT AS OF JUNE 30, 2019 OF THE TIAA-CREF LIFE INSURANCE COMPANY

SCHEDULE D - PART 3

Show All Long-Term Bonds and Stock Acquired During the Current Quarter

1	2	3	4	5	6	7	8	9	10
CUSIP Identification	Description	Foreign	Date Acquired	Name of Vendor	Number of Shares of Stock	Actual Cost	Par Value	Paid for Accrued Interest and Dividends	NAIC Designation and Administrative Symbol/Market Indicator (a)
53079E-BH-6	LIBERTY MUTUAL GROUP INC CO GUARNT 4.500% 06/15/49		06/04/2019	Various		6,381,938	6,350,000		2FE
548661-DR-5	LOWE'S COS INC SR UNSEC 3.650% 04/05/29		04/17/2019	RBC DAIN RAUSCHER INC		2,989,530	3,000,000	5,171	2FE
57629W-OK-4	MASSMUTUAL GLOBAL FUNDIN SECURED 2.250% 07/01/22		06/26/2019	JP MORGAN SECURITIES		9,997,400	10,000,000		1FE
677415-CR-0	OHIO POWER COMPANY SR UNSEC 4.000% 06/01/49		05/20/2019	CREDIT SUISSE SECURITIES US LL		2,493,900	2,500,000		1FE
678858-BU-4	OKLAHOMA G&E CO SR UNSEC 3.300% 03/15/30		06/04/2019	MITSUBISHI UFJ SECURITIES USA		4,985,350	5,000,000		1FE
693475-AW-5	PNC FINANCIAL SERVICES SR UNSEC 3.450% 04/23/29		04/16/2019	JP MORGAN SECURITIES		1,896,960	1,900,000		1FE
69363P-AB-6	PSNH 2018-1 A2 SEQ 3.506% 08/01/28		04/05/2019	WELLS FARGO		3,619,629	3,500,000	23,179	1FE
701094-AM-6	PARKER-HANNIFIN CORP SR UNSEC 2.700% 06/14/24		06/05/2019	BARCLAYS BANK PLC		2,049,057	2,050,000		2FE
701094-AN-4	PARKER-HANNIFIN CORP SR UNSEC 3.250% 06/14/29		06/05/2019	BARCLAYS BANK PLC		1,844,210	1,850,000		1FE
708696-BZ-1	PENNSYLVANIA ELECTRIC CO SR UNSEC 3.600% 06/01/29		05/28/2019	BARCLAYS BANK PLC		2,095,989	2,100,000		2FE
74251V-AR-3	PRINCIPAL FINANCIAL GRP CO GUARNT 3.700% 05/15/29		05/07/2019	Various		9,962,635	9,950,000		1FE
74368C-AP-9	PROTECTIVE LIFE GLOBAL SECURED 3.104% 04/15/24		04/08/2019	DEUTSCHE BANK SECURITIES INCOR		5,000,000	5,000,000		1FE
744482-BM-1	PUB SVC NEW HAMP 1ST MORTG 3.600% 07/01/49		06/24/2019	JP MORGAN SECURITIES		798,104	800,000		1FE
74456Q-BZ-8	PUBLIC SERVICE ELECTRIC 1ST MORTG 3.850% 05/01/49		05/06/2019	MIZUHO SECURITIES USA INC		2,999,490	3,000,000		1FE
74949L-AC-6	RELX CAPITAL INC CO GUARNT 4.000% 03/18/29		04/29/2019	WELLS FARGO		5,101,450	5,000,000	23,889	2FE
808513-BA-2	CHARLES SCHWAB CORP SR UNSEC 3.250% 05/22/29		05/20/2019	CREDIT SUISSE SECURITIES US LL		4,982,650	5,000,000		1FE
845011-AB-1	SOUTHWEST GAS CORP SR UNSEC 4.150% 06/01/49		05/28/2019	WELLS FARGO		2,998,470	3,000,000		1FE
855244-AT-6	STARBUCKS CORP SR UNSEC 3.550% 08/15/29		05/02/2019	CITIGROUP GLOBAL MARKETS INC		3,990,960	4,000,000		2FE
918286-AA-3	VSTNA 2018-A A SEQ 3.560% 02/20/36		06/20/2019	BANK OF AMERICA		3,385,024	3,270,308	1,294	1FE
92940P-AE-4	WRKCO INC CO GUARNT 3.900% 06/01/28		05/16/2019	BANK OF AMERICA		4,838,838	4,840,000		2FE
92940P-AF-1	WRKCO INC CO GUARNT 4.200% 06/01/32		05/22/2019	BANK OF AMERICA		3,717,669	3,730,000	1,167	2FE
94106L-BK-4	WASTE MANAGEMENT INC CO GUARNT 4.150% 07/15/49		05/14/2019	JP MORGAN SECURITIES		1,947,504	1,950,000		2FE
06367W-MQ-3	BANK OF MONTREAL SR UNSEC 2.500% 06/28/24	A	06/25/2019	BMO CAPITAL MARKETS		7,998,880	8,000,000		1FE
05971K-AC-3	BANCO SANTANDER SA Banco Santander SA 3.306% 06/27 3.306% 06/27/29	D	06/20/2019	BANK OF AMERICA		11,600,000	11,600,000		1FE
05971K-AD-1	BANCO SANTANDER SA Banco Santander SA 2.706% 06/27 2.706% 06/27/24	D	06/20/2019	BANK OF AMERICA		5,000,000	5,000,000		1FE
456837-AP-8	ING GROEP NV SR UNSEC 3.550% 04/09/24	D	04/02/2019	CITIGROUP GLOBAL MARKETS INC		1,148,275	1,150,000		1FE
456837-AQ-6	ING GROEP NV SR UNSEC 4.050% 04/09/29	D	04/11/2019	Various		12,062,142	12,025,000	5,164	1FE
8399999. Subtotal - Bonds - Industrial and Miscellaneous (Unaffiliated)						406,450,527	406,838,046	716,157	XXX
8399997. Total - Bonds - Part 3						427,554,873	427,650,144	784,232	XXX
8399998. Total - Bonds - Part 5						XXX	XXX	XXX	XXX
8399999. Total - Bonds						427,554,873	427,650,144	784,232	XXX
8999997. Total - Preferred Stocks - Part 3							XXX		XXX
8999998. Total - Preferred Stocks - Part 5						XXX	XXX	XXX	XXX
8999999. Total - Preferred Stocks							XXX		XXX
9799997. Total - Common Stocks - Part 3							XXX		XXX
9799998. Total - Common Stocks - Part 5						XXX	XXX	XXX	XXX
9799999. Total - Common Stocks							XXX		XXX
9899999. Total - Preferred and Common Stocks							XXX		XXX
9999999 - Totals						427,554,873	XXX	784,232	XXX

(a) For all common stock bearing the NAIC market indicator "U" provide: the number of such issues .....

STATEMENT AS OF JUNE 30, 2019 OF THE TIAA-CREF LIFE INSURANCE COMPANY

SCHEDULE D - PART 4

Show All Long-Term Bonds and Stock Sold, Redeemed or Otherwise Disposed of During the Current Quarter

1	2	3	4	5	6	7	8	9	10	Change In Book/Adjusted Carrying Value					16	17	18	19	20	21	22
										11	12	13	14	15							
CUSIP Ident- ification	Description	For- eign	Disposal Date	Name of Purchaser	Number of Shares of Stock	Consid- eration	Par Value	Actual Cost	Prior Year Book/ Adjusted Carrying Value	Unrealized Valuation Increase/ (Decrease)	Current Year's (Amor- tization)/ Accretion	Current Year's Other Than Temporary Impairment Recog- nized	Total Change in Book/ Adjusted Carrying Value (11 + 12 - 13)	Total Foreign Exchange Change in Book /Adjusted Carrying Value	Book/ Adjusted Carrying Value at Disposal Date	Foreign Exchange Gain (Loss) on Disposal	Realized Gain (Loss) on Disposal	Total Gain (Loss) on Disposal	Bond Interest/ Stock Dividends Received During Year	Stated Con- tractual Maturity Date	NAIC Desig- nation and Admini- strative Symbol /Market Indicator (a)
29766D-AF-1	ETHIOPIAN LEASING 2012 US GOVT GUARANT 2.646% 05/12/26		05/12/2019	Redemption 100.0000		519,080	519,080	519,080	519,080						519,080				6,867	05/12/2026	1
29766D-AG-9	ETHIOPIAN LEASING 2012 US GOVT GUARANT 2.566% 08/14/26		05/14/2019	Redemption 100.0000		209,558	209,558	209,558	209,558						209,558				2,689	08/14/2026	1
30217T-AA-0	EXPORT LEASE TEN CO LLC US GOVT GUARANT 1.650% 05/07/25		05/07/2019	Redemption 100.0000		83,013	83,013	79,492	80,839		2,175		2,175		83,013				685	05/07/2025	1
361744-PJ-1	GN A04025 3.700% 10/15/33		06/01/2019	Paydown		108,975	108,975	112,244	111,691		(2,716)		(2,716)		108,975				1,681	10/15/2033	1
367333-AD-3	GATE CAPITAL CAYMAN TWO US GOVT GUARANT 2.637% 12/02/21		06/02/2019	Redemption 100.0000		300,031	300,031	300,031	300,031						300,031				3,956	12/02/2021	1
49549C-AA-6	KING INTL LEASING LLC US GOVT GUARANT 2.754% 10/15/22		04/15/2019	Redemption 100.0000		187,533	187,533	187,533	187,533						187,533				2,582	10/15/2022	1
59280P-AA-9	MEXICAN AIR FINANCE IV US GOVT GUARANT 2.537% 07/13/25		04/13/2019	Redemption 100.0000		308,235	308,235	308,235	308,235						308,235				3,910	07/13/2025	1
690353-SQ-1	OVERSEAS PRIVATE INV COR US GOVT GUARANT 3.430% 05/15/30		05/15/2019	Redemption 100.0000		75,000	75,000	75,000	75,000						75,000				1,286	05/15/2030	1
690353-WG-8	OVERSEAS PRIVATE INV COR US GOVT GUARANT 2.310% 11/15/30		05/15/2019	Redemption 100.0000		692,657	692,657	692,657	692,657						692,657				8,000	11/15/2030	1
690353-XM-4	OVERSEAS PRIVATE INV COR US GOVT GUARANT 3.590% 12/15/30		06/15/2019	Redemption 100.0000		35,714	35,714	35,714	35,714						35,714				641	12/15/2030	1
690353-XN-2	OVERSEAS PRIVATE INV COR US GOVT GUARANT 3.540% 06/15/30		06/15/2019	Redemption 100.0000		124,997	124,997	124,997	124,997						124,997				2,212	06/15/2030	1
690353-XR-3	OVERSEAS PRIVATE INV COR US GOVT GUARANT 3.938% 12/20/32		06/20/2019	Redemption 100.0000		68,915	68,915	68,915	68,915						68,915				1,357	12/20/2032	1
71654Q-BC-5	PETROLEOS MEXICANOS US GOVT GUARANT 2.000% 12/20/22		06/20/2019	Redemption 100.0000		665,000	665,000	667,062	665,833		(833)		(833)		665,000				6,650	12/20/2022	1
71654Q-BS-0	PETROLEOS MEXICANOS US GOVT GUARANT 2.947% 04/15/25		04/15/2019	Redemption 100.0000		125,000	125,000	123,125	123,796		1,204		1,204		125,000				1,870	04/15/2025	1
746388-AA-5	PURPLE CHEN 2011 LLC US GOVT GUARANT 2.735% 08/01/23		05/01/2019	Redemption 100.0000		556,549	556,549	556,549	556,549						556,549				7,611	08/01/2023	1
797224-AB-8	SAN CLEMENTE LEASING LLC US GOVT GUARANT 3.350% 06/07/22		06/07/2019	Redemption 100.0000		93,716	93,716	93,716	93,716						93,716				1,570	06/07/2022	1
797224-AC-6	SAN CLEMENTE LEASING LLC US GOVT GUARANT 3.030% 11/22/22		05/22/2019	Redemption 100.0000		181,287	181,287	181,287	181,287						181,287				2,747	11/22/2022	1
79977T-AA-7	SANDLIWOOD 2013 LLC US GOVT GUARANT 2.836% 07/10/25		04/10/2019	Redemption 100.0000		361,415	361,415	361,415	361,415						361,415				5,125	07/10/2025	1
79977T-AB-5	SANDLIWOOD 2013 LLC US GOVT GUARANT 2.897% 07/10/25		04/10/2019	Redemption 100.0000		318,896	318,896	318,896	318,896						318,896				4,619	07/10/2025	1
805649-AA-8	SAYARRA LTD US GOVT GUARANT 2.774% 10/29/21		04/29/2019	Redemption 100.0000		247,692	247,692	247,692	247,692						247,692				3,435	10/29/2021	1
876780-AA-5	TAYARRA LTD US GOVT GUARANT 3.628% 02/15/22		05/15/2019	Redemption 100.0000		117,567	117,567	117,567	117,567						117,567				2,133	02/15/2022	1
89609G-AA-0	TRICAHUE LEASING LLC US GOVT GUARANT 3.503% 11/19/21		05/19/2019	Redemption 100.0000		116,042	116,042	116,042	116,042						116,042				2,032	11/19/2021	1
89609G-AB-8	TRICAHUE LEASING LLC US GOVT GUARANT 3.744% 02/26/22		05/28/2019	Redemption 100.0000		87,004	87,004	87,004	87,004						87,004				11,103	02/26/2022	1
90373R-AA-8	ULANI MSN 35940 LLC US GOVT GUARANT 2.227% 05/16/25		05/16/2019	Redemption 100.0000		208,333	208,333	208,333	208,333						208,333				2,320	05/16/2025	1
92242V-AB-2	VCK LEASE SA US GOVT GUARANT 2.591% 07/24/26		04/25/2019	Redemption 100.0000		420,318	420,318	420,318	420,318						420,318				5,445	07/24/2026	1
98913L-AB-9	ZARAPITO LEASING LLC US GOVT GUARANT 2.628% 11/12/26		05/12/2019	Redemption 100.0000		199,085	199,085	199,085	199,085						199,085				2,616	11/12/2026	1
0599999.	Subtotal - Bonds - U.S. Governments					6,411,612	6,411,612	6,411,547	6,411,783		(170)		(170)		6,411,612				95,142	XXX	XXX
14440P-AA-1	CARPINTERO FINANCE LTD GOVT GTD. 2.004% 09/18/24	D	06/18/2019	Redemption 100.0000		218,731	218,731	218,731	218,731						218,731				2,192	09/18/2024	1
1099999.	Subtotal - Bonds - All Other Governments					218,731	218,731	218,731	218,731						218,731				2,192	XXX	XXX



STATEMENT AS OF JUNE 30, 2019 OF THE TIAA-CREF LIFE INSURANCE COMPANY

SCHEDULE D - PART 4

Show All Long-Term Bonds and Stock Sold, Redeemed or Otherwise Disposed of During the Current Quarter

1	2	3	4	5	6	7	8	9	10	Change In Book/Adjusted Carrying Value					16	17	18	19	20	21	22
										11	12	13	14	15							
CUSIP Ident- ification	Description	For- eign	Disposal Date	Name of Purchaser	Number of Shares of Stock	Consid- eration	Par Value	Actual Cost	Prior Year Book/ Adjusted Carrying Value	Unrealized Valuation Increase/ (Decrease)	Current Year's (Amor- tization)/ Accretion	Current Year's Other Than Temporary Impairment Recog- nized	Total Change in Book/ Adjusted Carrying Value (11 + 12 - 13)	Total Foreign Exchange Change in Book /Adjusted Carrying Value	Book/ Adjusted Carrying Value at Disposal Date	Foreign Exchange Gain (Loss) on Disposal	Realized Gain (Loss) on Disposal	Total Gain (Loss) on Disposal	Bond Interest/ Stock Dividends Received During Year	Stated Con- tractual Maturity Date	NAIC Desig- nation and Admini- strative Symbol /Market Indicator (a)
..035240-AD-2	ANHEUSER-BUSCH INBEV WOR CO GUARNT 3.750% 01/15/22		04/25/2019	Call 102.8313 .....		7,352,440	7,150,000	7,428,450	7,321,728		(17,109)		(17,109)		7,304,619		(154,619)	(154,619)	410,982	01/15/2022	2FE
..05523U-AJ-9	BAE SYSTEMS HOLDINGS INC CO GUARNT 6.375%		06/01/2019	Maturity .....		130,000	130,000	151,141	131,964		(1,964)		(1,964)		130,000				4,144	06/01/2019	2FE
..05607U-AA-7	BXGNT 2018-A A SEQ 3.770% 02/02/34		06/02/2019	Paydown .....		186,238	186,238	186,191	186,192		46		46		186,238				2,934	02/02/2034	1FE
..06051G-FD-6	BANK OF AMERICA CORP SR UNSEC 2.650%		04/01/2019	Maturity .....		11,000,000	11,000,000	11,068,420	11,003,655		(3,655)		(3,655)		11,000,000				145,750	04/01/2019	1FE
..06051G-HH-5	BANK OF AMERICA CORP SR UNSEC 3.499%		05/17/22	CREDIT SUISSE SECURITIES US LL .....		4,041,400	4,000,000	4,000,000	4,000,000						4,000,000		41,400	41,400	72,701	05/17/2022	1FE
..06406H-BM-0	BANK OF NY MELLON CORP SR UNSEC 5.450%		05/15/2019	Maturity .....		2,500,000	2,500,000	2,496,750	2,499,847		153		153		2,500,000				68,125	05/15/2019	1FE
..12200B-AA-6	BURLINGTN NO SF 04-1 TR PT CERTS 4.575%		01/15/21	Redemption 100.0000 .....		33,567	33,567	33,311	33,537		30		30		33,567				2,090	01/15/2021	1FE
..14314M-AC-7	CARIX 2016-2 A3 SEQ 1.520% 02/16/21		06/15/2019	Paydown .....		168,638	168,638	168,629	168,636		2		2		168,638				1,061	02/16/2021	1FE
..20847T-BL-4	CNFHE 2001-D M2 MEZ FLT AFC IRC 4.144%		11/15/32	Paydown .....		179,490	179,490	187,144	192,948		(13,458)		(13,458)		179,490				2,951	11/15/2032	1FM
..252724-AA-7	DROT 2018-1 A SEQ 3.700% 01/21/31		06/20/2019	Paydown .....		740,032	740,032	740,024	740,023		8		8		740,032				11,457	01/21/2031	1FE
..30259M-AA-4	FCITL 2019-1A A SEQ 3.630% 02/18/31		06/15/2019	Paydown .....		1,079,378	1,079,378	1,079,194	1,079,194		185		185		1,079,378				3,992	02/18/2031	1FE
..31359U-PG-4	FNW 1998-W2 B1 SUB 6.500% 06/25/28		06/01/2019	Paydown .....		26,579	26,579	25,441	25,791		788		788		26,579				726	06/25/2028	2FE
..31359U-PH-2	FNW 1998-W2 B2 SUB 6.500% 06/25/28		06/01/2019	Paydown .....		26,579	26,579	25,050	25,533		1,046		1,046		26,579				726	06/25/2028	4FE
..340711-AQ-3	FLORIDA GAS TRANSMISSION SR UNSEC 7.900%		05/15/2019	Maturity .....		5,000,000	5,000,000	4,991,000	4,999,538		462		462		5,000,000				197,500	05/15/2019	2FE
..345397-WK-5	FORD MOTOR CREDIT CO LLC SR UNSEC 4.375%		08/06/23	CREDIT SUISSE SECURITIES US LL .....		2,008,460	2,000,000	1,981,320	1,990,380		781		781		1,991,162		17,298	17,298	71,458	08/06/2023	2FE
..369604-BD-4	GENERAL ELECTRIC CO SR UNSEC 2.700%		10/09/22	WELLS FARGO .....		7,302,879	7,325,000	7,307,786	7,317,960		857		857		7,318,817		(15,938)	(15,938)	140,640	10/09/2022	2FE
..369604-BG-7	GENERAL ELECTRIC CO SR UNSEC 3.375%		03/11/24	Various .....		8,436,153	8,275,000	8,197,298	8,231,338		3,683		3,683		8,235,022		201,131	201,131	219,438	03/11/2024	2FE
..375558-AV-5	GILEAD SCIENCES INC SR UNSEC 2.050%		04/01/2019	Maturity .....		5,375,000	5,375,000	5,365,701	5,374,523		477		477		5,375,000				55,094	04/01/2019	1FE
..42770L-AA-1	HERO 2015-1A A SEQ 3.840% 09/21/40		06/20/2019	Paydown .....		114,370	114,370	114,318	114,343		26		26		114,370				2,284	09/21/2040	1FE
..42771L-AB-8	HERO 2017-2A A1 SEQ 3.280% 09/20/48		06/20/2019	Paydown .....		86,975	86,975	86,964	86,964		11		11		86,975				1,480	09/20/2048	1FE
..43284B-AA-0	HGVT 2018-AA A SEQ 3.540% 02/25/32		06/25/2019	Paydown .....		79,417	79,417	79,392	79,392		24		24		79,417				1,165	02/25/2032	1FE
..46640L-AB-8	JPMBB 2013-C14 A2 SEQ 3.019% 08/15/46		06/01/2019	Paydown .....		1,985,666	1,985,666	2,057,336	1,987,506		(1,840)		(1,840)		1,985,666				47,389	08/15/2046	1FM
..46648H-AE-3	JPMMT 2017-2 A5 EXCH AFC SEQ SSNR 3.500%		05/25/47	Paydown .....		154,634	154,634	151,251	151,271		3,363		3,363		154,634				2,461	05/25/2047	1FM
..46648U-AE-4	JPMMT 2017-4 A5 EXCH AFC SEQ SSNR 3.500%		11/25/48	Paydown .....		690,998	690,998	682,577	684,187		6,812		6,812		690,998				10,504	11/25/2048	1FM
..46649Y-AE-5	JPMMT 2018-9 A5 EXCH AFC SEQ SSNR 4.000%		02/25/49	Paydown .....		1,282,076	1,282,076	1,296,900			(14,824)		(14,824)		1,282,076				8,935	02/25/2049	1FM
..485260-BL-6	KANSAS GAS & ELECTRIC CO 1ST MORTG 6.700%		06/15/2019	Maturity .....		275,000	275,000	328,023	280,309		(5,309)		(5,309)		275,000				9,213	06/15/2019	1FE
..52521R-AS-0	LMT 2007-5 2A3 FLT SSNR AS 2.734% 06/25/37		06/25/2019	Paydown .....		1,638	4,091	917	797		1,286		1,286		2,083		(445)	(445)	41	06/25/2037	1FM
..525221-EB-9	LXS 2005-8 2A1B STEP AFC AS 5.560% 12/25/35		06/01/2019	Paydown .....		67,070	67,117	2,972	2,972		64,100		64,100		67,072		(2)	(2)	1,761	12/25/2035	1FM
..553896-AA-9	MVVIOT 2017-1A A SEQ 2.420% 12/20/34		06/20/2019	Paydown .....		551,728	551,728	547,380	547,509		4,219		4,219		551,728				5,514	12/20/2034	1FE
..620076-BD-0	MOTOROLA SOLUTIONS INC SR UNSEC 3.500%		09/01/21	TENDER SALE .....		14,523,000	15,000,000	14,818,350	14,925,763		10,466		10,466		14,936,229		(413,229)	(413,229)	383,542	09/01/2021	2FE
..62848B-AA-9	MVVIOT 2018-1A A SEQ 3.450% 01/21/36		06/20/2019	Paydown .....		523,569	523,569	523,667	523,668		(99)		(99)		523,569				7,622	01/21/2036	1FE
..694308-HR-1	PACIFIC GAS & ELECTRIC SR UNSEC 3.300%		12/01/46	Various .....		2,098,888	2,500,000	1,878,125	2,455,803						1,878,125		220,763	220,763		12/01/2046	6FE
..694308-HM-0	PACIFIC GAS & ELECTRIC SR UNSEC 3.950%		12/01/27	CITIGROUP GLOBAL MARKETS INC .....		2,625,000	3,000,000	2,400,000	2,991,988						2,400,000		225,000	225,000		12/01/2027	6FE
..694308-HY-6	PACIFIC GAS & ELECTRIC SR UNSEC 3.950%		12/01/47	BTIG L.L.C. ....		5,936,250	7,000,000	5,276,250	6,970,204						5,276,250		660,000	660,000		12/01/2047	6FE

## E05.3

## E05.3

### E05.3

### E05.3

STATEMENT AS OF JUNE 30, 2019 OF THE TIAA-CREF LIFE INSURANCE COMPANY

SCHEDULE D - PART 4

Show All Long-Term Bonds and Stock Sold, Redeemed or Otherwise Disposed of During the Current Quarter																					
1	2	3	4	5	6	7	8	9	10	Change In Book/Adjusted Carrying Value					16	17	18	19	20	21	22
										11	12	13	14	15							
CUSIP Ident- ification	Description	For- eign	Disposal Date	Name of Purchaser	Number of Shares of Stock	Consid- eration	Par Value	Actual Cost	Prior Year Book/ Adjusted Carrying Value	Unrealized Valuation Increase/ (Decrease)	Current Year's (Amor- tization)/ Accretion	Current Year's Other Than Temporary Impairment Recog- nized	Total Change in Book/ Adjusted Carrying Value (11 + 12 - 13)	Total Foreign Exchange Change in Book /Adjusted Carrying Value	Book/ Adjusted Value at Disposal Date	Foreign Exchange Gain (Loss) on Disposal	Realized Gain (Loss) on Disposal	Total Gain (Loss) on Disposal	Bond Interest/ Stock Dividends Received During Year	Stated Con- tractual Maturity Date	NAIC Desig- nation and Admini- strative Symbol /Market Indicator (a)
9899999. Total - Preferred and Common Stocks							XXX													XXX	XXX
9999999 - Totals						236,884,106	XXX	236,855,701	234,252,739		(502,590)		(502,590)		235,637,959		916,237	916,237	5,343,844	XXX	XXX
(a) For all common stock bearing the NAIC market indicator "U" provide: the number of such issues.....																					



Schedule DB - Part A - Section 1 - Options, Caps, Floors, Collars, Swaps and Forwards Open

**N O N E**

Schedule DB - Part B - Section 1 - Futures Contracts Open

**N O N E**

Schedule DB - Part B - Section 1B - Brokers with whom cash deposits have been made

**N O N E**

Schedule DB - Part D - Section 1 - Counterparty Exposure for Derivative Instruments Open

**N O N E**

Schedule DB - Part D-Section 2 - Collateral for Derivative Instruments Open - Pledged By

**N O N E**

Schedule DB - Part D-Section 2 - Collateral for Derivative Instruments Open - Pledged To

**N O N E**

Schedule DL - Part 1 - Reinvested Collateral Assets Owned

**N O N E**

Schedule DL - Part 2 - Reinvested Collateral Assets Owned

**N O N E**

SCHEDULE E - PART 1 - CASH

Month End Depository Balances

1	2	3	4	5	Book Balance at End of Each Month During Current Quarter			9
					6	7	8	
					First Month	Second Month	Third Month	
Depository	Code	Rate of Interest	Amount of Interest Received During Current Quarter	Amount of Interest Accrued at Current Statement Date				*
Citibank , N.A. .... New Castle, DE .....					(95,849)	(28,905)	(42,508)	.XXX.
Citibank , N.A. .... New York, NY .....					4,951,188	5,404,367	3,933,091	.XXX.
Harris, N.A. .... Chicago, IL .....					93,412	9,912	165,600	.XXX.
JPMorgan Chase Bank, N.A. .... New York, NY .....					1,889,807	1,252,083	1,035,017	.XXX.
The Northern Trust Company .... Chicago, IL .....					20,000	20,000	20,000	.XXX.
Wells Fargo, N.A. .... Philadelphia, PA .....					(10,272,601)	(3,061,919)	(5,271,376)	.XXX.
0199998. Deposits in ... depositories that do not exceed the allowable limit in any one depository (See instructions) - Open Depositories	XXX	XXX						XXX
0199999. Totals - Open Depositories	XXX	XXX			(3,414,043)	3,595,537	(160,176)	XXX
0299998. Deposits in ... depositories that do not exceed the allowable limit in any one depository (See instructions) - Suspended Depositories	XXX	XXX						XXX
0299999. Totals - Suspended Depositories	XXX	XXX						XXX
0399999. Total Cash on Deposit	XXX	XXX			(3,414,043)	3,595,537	(160,176)	XXX
0499999. Cash in Company's Office	XXX	XXX	XXX	XXX				XXX
0599999. Total - Cash	XXX	XXX			(3,414,043)	3,595,537	(160,176)	XXX

## SCHEDULE E - PART 2 - CASH EQUIVALENTS

[illegible]