

QUARTERLY STATEMENT

OF THE

TIAA-CREF LIFE INSURANCE COMPANY

TO THE

Insurance Department


OF THE

STATE OF

**FOR THE QUARTER ENDED
JUNE 30, 2018**

LIFE AND ACCIDENT AND HEALTH

2018



LIFE AND ACCIDENT AND HEALTH COMPANIES - ASSOCIATION EDITION

QUARTERLY STATEMENT

AS OF JUNE 30, 2018

OF THE CONDITION AND AFFAIRS OF THE

TIAA-CREF Life Insurance Company

NAIC Group Code 1216 1216 NAIC Company Code 60142 Employer's ID Number 13-3917848
(Current) (Prior)

Organized under the Laws of New York, State of Domicile or Port of Entry NY

Country of Domicile United States of America

Incorporated/Organized 11/20/1996 Commenced Business 12/18/1996

Statutory Home Office 730 Third Avenue, New York, NY, US 10017
(Street and Number) (City or Town, State, Country and Zip Code)

Main Administrative Office 730 Third Avenue
(Street and Number)
New York, NY, US 10017 212-490-9000
(City or Town, State, Country and Zip Code) (Area Code) (Telephone Number)

Mail Address 730 Third Avenue, New York, NY, US 10017
(Street and Number or P.O. Box) (City or Town, State, Country and Zip Code)

Primary Location of Books and Records 730 Third Avenue
(Street and Number)
New York, NY, US 10017 212-490-9000
(City or Town, State, Country and Zip Code) (Area Code) (Telephone Number)

Internet Website Address tiaa.org

Statutory Statement Contact Stacy Koon Eisenhauer, 704-988-4560
(Name) (Area Code) (Telephone Number)
seisenhauer@tiaa.org 704-988-4914
(E-mail Address) (FAX Number)

OFFICERS

President & Chief Executive Officer Christopher James Weyrauch Vice President & CFO Stacy Koon Eisenhauer
Secretary Marjorie (NMN) Pierre-Merritt Vice President & Actuary Sue Ann Collins

OTHER

DIRECTORS OR TRUSTEES

Rashmi Dilip Badwe Elizabeth Davenport Black Sue Ann Collins
Eric Thomas Jones Meredith J Kornreich Russell Gordon Noles
Scot Harrison Parnell Christopher Antoine Van Buren Christopher James Weyrauch

State of New York SS:
County of New York

The officers of this reporting entity being duly sworn, each depose and say that they are the described officers of said reporting entity, and that on the reporting period stated above, all of the herein described assets were the absolute property of the said reporting entity, free and clear from any liens or claims thereon, except as herein stated, and that this statement, together with related exhibits, schedules and explanations therein contained, annexed or referred to, is a full and true statement of all the assets and liabilities and of the condition and affairs of the said reporting entity as of the reporting period stated above, and of its income and deductions therefrom for the period ended, and have been completed in accordance with the NAIC Annual Statement Instructions and Accounting Practices and Procedures manual except to the extent that: (1) state law may differ; or, (2) that state rules or regulations require differences in reporting not related to accounting practices and procedures, according to the best of their information, knowledge and belief, respectively. Furthermore, the scope of this attestation by the described officers also includes the related corresponding electronic filing with the NAIC, when required, that is an exact copy (except for formatting differences due to electronic filing) of the enclosed statement. The electronic filing may be requested by various regulators in lieu of or in addition to the enclosed statement.

Christopher James Weyrauch Marjorie (NMN) Pierre-Merritt Stacy Koon Eisenhauer
Christopher James Weyrauch Marjorie (NMN) Pierre-Merritt Stacy Koon Eisenhauer
President & Chief Executive Officer Secretary Vice President & CFO

Subscribed and sworn to before me this 27th day of July, 2018

- a. Is this an original filing? Yes [X] No []
b. If no,
1. State the amendment number.....
2. Date filed
3. Number of pages attached.....

Deborah D Ward

DEBORAH D WARD
NOTARY PUBLIC, STATE OF NEW YORK
Registration No. 01WA6171463
Qualified in Richmond County
Commission Expires July 23, 2019

STATEMENT AS OF JUNE 30, 2018 OF THE TIAA-CREF LIFE INSURANCE COMPANY

ASSETS

	Current Statement Date			4 December 31 Prior Year Net Admitted Assets
	1 Assets	2 Nonadmitted Assets	3 Net Admitted Assets (Cols. 1 - 2)	
1. Bonds	7,689,095,939		7,689,095,939	7,240,086,311
2. Stocks:				
2.1 Preferred stocks	182,882		182,882	182,882
2.2 Common stocks				
3. Mortgage loans on real estate:				
3.1 First liens				
3.2 Other than first liens				
4. Real estate:				
4.1 Properties occupied by the company (less \$ encumbrances)				
4.2 Properties held for the production of income (less \$ encumbrances)				
4.3 Properties held for sale (less \$ encumbrances)				
5. Cash (\$(2,665,143)), cash equivalents (\$123,883,388) and short-term investments (\$)	121,218,245		121,218,245	102,645,585
6. Contract loans (including \$ premium notes)	29,593,168		29,593,168	27,016,210
7. Derivatives				
8. Other invested assets	4,716,359		4,716,359	4,725,214
9. Receivables for securities	350,275		350,275	399,177
10. Securities lending reinvested collateral assets				
11. Aggregate write-ins for invested assets				
12. Subtotals, cash and invested assets (Lines 1 to 11)	7,845,156,868		7,845,156,868	7,375,055,379
13. Title plants less \$ charged off (for Title insurers only)				
14. Investment income due and accrued	67,847,014		67,847,014	63,092,116
15. Premiums and considerations:				
15.1 Uncollected premiums and agents' balances in the course of collection	1,723,028		1,723,028	2,068,992
15.2 Deferred premiums, agents' balances and installments booked but deferred and not yet due (including \$ earned but unbilled premiums)	51,321,742	34,228,418	17,093,324	16,770,453
15.3 Accrued retrospective premiums (\$) and contracts subject to redetermination (\$)				
16. Reinsurance:				
16.1 Amounts recoverable from reinsurers				11,430,000
16.2 Funds held by or deposited with reinsured companies				
16.3 Other amounts receivable under reinsurance contracts	5,943,975		5,943,975	16,745,733
17. Amounts receivable relating to uninsured plans				
18.1 Current federal and foreign income tax recoverable and interest thereon				
18.2 Net deferred tax asset	42,411,677	26,798,800	15,612,877	17,005,816
19. Guaranty funds receivable or on deposit	258,943		258,943	256,393
20. Electronic data processing equipment and software				
21. Furniture and equipment, including health care delivery assets (\$)				
22. Net adjustment in assets and liabilities due to foreign exchange rates				
23. Receivables from parent, subsidiaries and affiliates	1,213,711		1,213,711	
24. Health care (\$) and other amounts receivable				
25. Aggregate write-ins for other than invested assets	1,522,073	7,299	1,514,774	1,737,191
26. Total assets excluding Separate Accounts, Segregated Accounts and Protected Cell Accounts (Lines 12 to 25)	8,017,399,031	61,034,517	7,956,364,514	7,504,162,073
27. From Separate Accounts, Segregated Accounts and Protected Cell Accounts	5,114,623,196		5,114,623,196	5,052,500,484
28. Total (Lines 26 and 27)	13,132,022,227	61,034,517	13,070,987,710	12,556,662,557
DETAILS OF WRITE-INS				
1101.				
1102.				
1103.				
1198. Summary of remaining write-ins for Line 11 from overflow page				
1199. Totals (Lines 1101 through 1103 plus 1198)(Line 11 above)				
2501. Sundry receivables	1,522,073	7,299	1,514,774	1,737,191
2502.				
2503.				
2598. Summary of remaining write-ins for Line 25 from overflow page				
2599. Totals (Lines 2501 through 2503 plus 2598)(Line 25 above)	1,522,073	7,299	1,514,774	1,737,191

The failure of items to add to the totals shown throughout the statement is due to the rounding of figures to the nearest dollar.

STATEMENT AS OF JUNE 30, 2018 OF THE TIAA-CREF LIFE INSURANCE COMPANY

LIABILITIES, SURPLUS AND OTHER FUNDS

	1 Current Statement Date	2 December 31 Prior Year
1. Aggregate reserve for life contracts \$3,405,768,772 less \$ included in Line 6.3 (including \$239,314,362 Modco Reserve)	3,405,768,772	3,287,996,066
2. Aggregate reserve for accident and health contracts (including \$ Modco Reserve)		
3. Liability for deposit-type contracts (including \$ Modco Reserve)	4,030,215,571	3,700,450,692
4. Contract claims:		
4.1 Life	9,202,243	8,443,487
4.2 Accident and health		
5. Policyholders' dividends \$ and coupons \$ due and unpaid		
6. Provision for policyholders' dividends and coupons payable in following calendar year - estimated amounts:		
6.1 Dividends apportioned for payment (including \$ Modco)		
6.2 Dividends not yet apportioned (including \$ Modco)		
6.3 Coupons and similar benefits (including \$ Modco)		
7. Amount provisionally held for deferred dividend policies not included in Line 6		
8. Premiums and annuity considerations for life and accident and health contracts received in advance less \$ discount; including \$ accident and health premiums	136,171	110,711
9. Contract liabilities not included elsewhere:		
9.1 Surrender values on canceled contracts		
9.2 Provision for experience rating refunds, including the liability of \$ accident and health experience rating refunds of which \$ is for medical loss ratio rebate per the Public Health Service Act		
9.3 Other amounts payable on reinsurance, including \$ assumed and \$7,760,592 ceded	7,760,592	18,347,465
9.4 Interest Maintenance Reserve	14,922,682	13,795,504
10. Commissions to agents due or accrued-life and annuity contracts \$, accident and health \$ and deposit-type contract funds \$	1,110,352	1,275,715
11. Commissions and expense allowances payable on reinsurance assumed		
12. General expenses due or accrued		
13. Transfers to Separate Accounts due or accrued (net) (including \$(5,999,995) accrued for expense allowances recognized in reserves, net of reinsured allowances)	(5,015,073)	(4,638,259)
14. Taxes, licenses and fees due or accrued, excluding federal income taxes		
15.1 Current federal and foreign income taxes, including \$ on realized capital gains (losses)	2,192,203	2,286,641
15.2 Net deferred tax liability		
16. Unearned investment income		
17. Amounts withheld or retained by company as agent or trustee	1,072,107	744,468
18. Amounts held for agents' account, including \$ agents' credit balances		
19. Remittances and items not allocated	4,723,866	4,238,625
20. Net adjustment in assets and liabilities due to foreign exchange rates		
21. Liability for benefits for employees and agents if not included above		
22. Borrowed money \$ and interest thereon \$		
23. Dividends to stockholders declared and unpaid		
24. Miscellaneous liabilities:		
24.01 Asset valuation reserve	49,610,482	46,915,610
24.02 Reinsurance in unauthorized and certified (\$) companies	2,597,982	13,940,718
24.03 Funds held under reinsurance treaties with unauthorized and certified (\$) reinsurers		
24.04 Payable to parent, subsidiaries and affiliates	13,589,201	12,306,588
24.05 Drafts outstanding		
24.06 Liability for amounts held under uninsured plans		
24.07 Funds held under coinsurance		
24.08 Derivatives		
24.09 Payable for securities	7,500,000	
24.10 Payable for securities lending		
24.11 Capital notes \$ and interest thereon \$		
25. Aggregate write-ins for liabilities	114,592	127,383
26. Total liabilities excluding Separate Accounts business (Lines 1 to 25)	7,545,501,743	7,106,341,414
27. From Separate Accounts Statement	5,100,452,965	5,038,780,302
28. Total liabilities (Lines 26 and 27)	12,645,954,708	12,145,121,716
29. Common capital stock	2,500,000	2,500,000
30. Preferred capital stock		
31. Aggregate write-ins for other than special surplus funds		
32. Surplus notes		
33. Gross paid in and contributed surplus	457,500,000	457,500,000
34. Aggregate write-ins for special surplus funds		
35. Unassigned funds (surplus)	(34,966,998)	(48,459,159)
36. Less treasury stock, at cost:		
36.1 shares common (value included in Line 29 \$)		
36.2 shares preferred (value included in Line 30 \$)		
37. Surplus (Total Lines 31+32+33+34+35-36) (including \$14,170,230 in Separate Accounts Statement)	422,533,002	409,040,841
38. Totals of Lines 29, 30 and 37	425,033,002	411,540,841
39. Totals of Lines 28 and 38 (Page 2, Line 28, Col. 3)	13,070,987,710	12,556,662,557
DETAILS OF WRITE-INS		
2501. Miscellaneous liabilities	114,592	127,383
2502.		
2503.		
2598. Summary of remaining write-ins for Line 25 from overflow page		
2599. Totals (Lines 2501 through 2503 plus 2598)(Line 25 above)	114,592	127,383
3101.		
3102.		
3103.		
3198. Summary of remaining write-ins for Line 31 from overflow page		
3199. Totals (Lines 3101 through 3103 plus 3198)(Line 31 above)		
3401.		
3402.		
3403.		
3498. Summary of remaining write-ins for Line 34 from overflow page		
3499. Totals (Lines 3401 through 3403 plus 3498)(Line 34 above)		

STATEMENT AS OF JUNE 30, 2018 OF THE TIAA-CREF LIFE INSURANCE COMPANY

SUMMARY OF OPERATIONS

	1 Current Year To Date	2 Prior Year To Date	3 Prior Year Ended December 31
1. Premiums and annuity considerations for life and accident and health contracts	330,967,305	349,721,461	734,602,544
2. Considerations for supplementary contracts with life contingencies	821,886	71,532	322,402
3. Net investment income	131,166,213	114,818,774	240,431,031
4. Amortization of Interest Maintenance Reserve (IMR)	541,113	156,660	(36,387)
5. Separate Accounts net gain from operations excluding unrealized gains or losses	(31,881)	443,157	77,837
6. Commissions and expense allowances on reinsurance ceded	9,213,058	11,649,859	24,168,934
7. Reserve adjustments on reinsurance ceded	6,882,309	16,162,873	32,733,077
8. Miscellaneous Income:			
8.1 Income from fees associated with investment management, administration and contract guarantees from Separate Accounts	12,313,361	12,736,286	25,660,363
8.2 Charges and fees for deposit-type contracts			
8.3 Aggregate write-ins for miscellaneous income	94,463	56,715	196,992
9. Totals (Lines 1 to 8.3)	491,967,827	505,817,317	1,058,156,793
10. Death benefits	10,319,841	7,454,330	22,954,350
11. Matured endowments (excluding guaranteed annual pure endowments)			
12. Annuity benefits	33,415,298	23,213,128	53,695,055
13. Disability benefits and benefits under accident and health contracts	54,272	27,475	86,996
14. Coupons, guaranteed annual pure endowments and similar benefits			
15. Surrender benefits and withdrawals for life contracts	97,121,118	78,494,402	146,209,170
16. Group conversions			
17. Interest and adjustments on contract or deposit-type contract funds	30,856,800	22,587,772	49,155,140
18. Payments on supplementary contracts with life contingencies	150,356	115,029	256,061
19. Increase in aggregate reserves for life and accident and health contracts	117,772,707	169,168,857	327,489,320
20. Totals (Lines 10 to 19)	289,690,392	301,060,993	599,846,092
21. Commissions on premiums, annuity considerations, and deposit-type contract funds (direct business only)	11,336,851	12,780,708	27,374,816
22. Commissions and expense allowances on reinsurance assumed			
23. General insurance expenses	63,520,226	54,232,715	115,447,907
24. Insurance taxes, licenses and fees, excluding federal income taxes	6,896,157	6,786,853	13,621,985
25. Increase in loading on deferred and uncollected premiums	925,775	744,149	(1,487,920)
26. Net transfers to or (from) Separate Accounts net of reinsurance	102,174,351	110,260,110	241,680,620
27. Aggregate write-ins for deductions	12,535,974	8,125,716	23,429,641
28. Totals (Lines 20 to 27)	487,079,726	493,991,244	1,019,913,141
29. Net gain from operations before dividends to policyholders and federal income taxes (Line 9 minus Line 28)	4,888,101	11,826,073	38,243,652
30. Dividends to policyholders			
31. Net gain from operations after dividends to policyholders and before federal income taxes (Line 29 minus Line 30)	4,888,101	11,826,073	38,243,652
32. Federal and foreign income taxes incurred (excluding tax on capital gains)	2,333,568	6,787,759	10,907,050
33. Net gain from operations after dividends to policyholders and federal income taxes and before realized capital gains or (losses) (Line 31 minus Line 32)	2,554,533	5,038,314	27,336,602
34. Net realized capital gains (losses) (excluding gains (losses) transferred to the IMR) less capital gains tax of \$ (596,476) (excluding taxes of \$ 443,470) transferred to the IMR	595,393	1,039,447	1,900,039
35. Net income (Line 33 plus Line 34)	3,149,926	6,077,761	29,236,641
CAPITAL AND SURPLUS ACCOUNT			
36. Capital and surplus, December 31, prior year	411,540,841	409,673,730	409,673,730
37. Net income (Line 35)	3,149,926	6,077,761	29,236,641
38. Change in net unrealized capital gains (losses) less capital gains tax of \$	(201,711)	(101,618)	(573,529)
39. Change in net unrealized foreign exchange capital gain (loss)			
40. Change in net deferred income tax	(572,177)	1,223,327	(26,980,357)
41. Change in nonadmitted assets	1,986,331	740,159	21,195,508
42. Change in liability for reinsurance in unauthorized and certified companies	11,342,735	1,731,759	(10,827,919)
43. Change in reserve on account of change in valuation basis, (increase) or decrease			
44. Change in asset valuation reserve	(2,694,873)	(3,726,768)	(6,089,391)
45. Change in treasury stock			
46. Surplus (contributed to) withdrawn from Separate Accounts during period			
47. Other changes in surplus in Separate Accounts Statement	481,930	711,116	(4,093,842)
48. Change in surplus notes			
49. Cumulative effect of changes in accounting principles			
50. Capital changes:			
50.1 Paid in			
50.2 Transferred from surplus (Stock Dividend)			
50.3 Transferred to surplus			
51. Surplus adjustment:			
51.1 Paid in			
51.2 Transferred to capital (Stock Dividend)			
51.3 Transferred from capital			
51.4 Change in surplus as a result of reinsurance			
52. Dividends to stockholders			
53. Aggregate write-ins for gains and losses in surplus			
54. Net change in capital and surplus for the year (Lines 37 through 53)	13,492,161	6,655,736	1,867,111
55. Capital and surplus, as of statement date (Lines 36 + 54)	425,033,002	416,329,466	411,540,841
DETAILS OF WRITE-INS			
08.301. Miscellaneous income	94,463	56,715	196,992
08.302.			
08.303.			
08.398. Summary of remaining write-ins for Line 8.3 from overflow page			
08.399. Totals (Lines 08.301 through 08.303 plus 08.398) (Line 8.3 above)	94,463	56,715	196,992
2701. Miscellaneous deductions	12,535,974	8,125,716	23,429,641
2702.			
2703.			
2798. Summary of remaining write-ins for Line 27 from overflow page			
2799. Totals (Lines 2701 through 2703 plus 2798)(Line 27 above)	12,535,974	8,125,716	23,429,641
5301.			
5302.			
5303.			
5398. Summary of remaining write-ins for Line 53 from overflow page			
5399. Totals (Lines 5301 through 5303 plus 5398)(Line 53 above)			

STATEMENT AS OF JUNE 30, 2018 OF THE TIAA-CREF LIFE INSURANCE COMPANY

CASH FLOW

	1 Current Year To Date	2 Prior Year To Date	3 Prior Year Ended December 31
Cash from Operations			
1. Premiums collected net of reinsurance	321,502,776	345,038,228	736,564,085
2. Net investment income	125,978,611	110,894,762	231,848,369
3. Miscellaneous income	26,861,783	28,452,171	49,058,417
4. Total (Lines 1 to 3)	474,343,170	484,385,161	1,017,470,871
5. Benefit and loss related payments	128,881,344	97,635,505	223,772,671
6. Net transfers to Separate Accounts, Segregated Accounts and Protected Cell Accounts	102,008,779	109,937,434	240,596,570
7. Commissions, expenses paid and aggregate write-ins for deductions	82,137,483	73,745,250	156,462,795
8. Dividends paid to policyholders			
9. Federal and foreign income taxes paid (recovered) net of \$ tax on capital gains (losses)	2,275,000	3,074,305	15,544,822
10. Total (Lines 5 through 9)	315,302,606	284,392,494	636,376,858
11. Net cash from operations (Line 4 minus Line 10)	159,040,564	199,992,667	381,094,013
Cash from Investments			
12. Proceeds from investments sold, matured or repaid:			
12.1 Bonds	407,006,169	213,889,492	572,415,314
12.2 Stocks			345,574
12.3 Mortgage loans			
12.4 Real estate			
12.5 Other invested assets	1,000,000	5,313,465	5,313,465
12.6 Net gains or (losses) on cash, cash equivalents and short-term investments	1,612	434	(1,579)
12.7 Miscellaneous proceeds	7,548,902	25,223,327	161,241
12.8 Total investment proceeds (Lines 12.1 to 12.7)	415,556,683	244,426,718	578,234,015
13. Cost of investments acquired (long-term only):			
13.1 Bonds	853,465,172	806,942,667	1,694,574,935
13.2 Stocks			
13.3 Mortgage loans			
13.4 Real estate			
13.5 Other invested assets			
13.6 Miscellaneous applications		4,507,395	
13.7 Total investments acquired (Lines 13.1 to 13.6)	853,465,172	811,450,062	1,694,574,935
14. Net increase (or decrease) in contract loans and premium notes	2,576,958	2,274,678	3,159,299
15. Net cash from investments (Line 12.8 minus Line 13.7 and Line 14)	(440,485,447)	(569,298,022)	(1,119,500,219)
Cash from Financing and Miscellaneous Sources			
16. Cash provided (applied):			
16.1 Surplus notes, capital notes			
16.2 Capital and paid in surplus, less treasury stock			
16.3 Borrowed funds			
16.4 Net deposits on deposit-type contracts and other insurance liabilities	299,062,345	474,406,334	816,788,257
16.5 Dividends to stockholders			
16.6 Other cash provided (applied)	955,198	(3,322,655)	(3,867,821)
17. Net cash from financing and miscellaneous sources (Line 16.1 through Line 16.4 minus Line 16.5 plus Line 16.6)	300,017,543	471,083,679	812,920,436
RECONCILIATION OF CASH, CASH EQUIVALENTS AND SHORT-TERM INVESTMENTS			
18. Net change in cash, cash equivalents and short-term investments (Line 11, plus Lines 15 and 17)	18,572,660	101,778,324	74,514,230
19. Cash, cash equivalents and short-term investments:			
19.1 Beginning of year	102,645,585	28,131,355	28,131,355
19.2 End of period (Line 18 plus Line 19.1)	121,218,245	129,909,679	102,645,585
Note: Supplemental disclosures of cash flow information for non-cash transactions:			
20.0001. Security exchanges	113,132,642	32,439,650	72,445,231
20.0002. Capitalized interest on bonds	812,195	570,857	1,230,320

EXHIBIT 1

DIRECT PREMIUMS AND DEPOSIT-TYPE CONTRACTS

	1 Current Year To Date	2 Prior Year To Date	3 Prior Year Ended December 31
1. Industrial life			
2. Ordinary life insurance	178,825,956	178,365,502	392,533,045
3. Ordinary individual annuities	161,458,871	175,006,798	354,565,475
4. Credit life (group and individual)			
5. Group life insurance	37,500,866	51,945,963	101,411,456
6. Group annuities			
7. A & H - group			
8. A & H - credit (group and individual)			
9. A & H - other	3,429,028	3,366,808	6,842,834
10. Aggregate of all other lines of business			
11. Subtotal	381,214,721	408,685,071	855,352,810
12. Deposit-type contracts	625,037,239	738,453,703	1,586,032,585
13. Total	1,006,251,960	1,147,138,774	2,441,385,395
DETAILS OF WRITE-INS			
1001.			
1002.			
1003.			
1098. Summary of remaining write-ins for Line 10 from overflow page			
1099. Totals (Lines 1001 through 1003 plus 1098)(Line 10 above)			

NOTES TO FINANCIAL STATEMENTS**1. Summary of Significant Accounting Policies and Going Concern****A. Accounting Principles**

The financial statements of TIAA-CREF Life Insurance Company (“TC Life” or the “Company”) have been presented on the basis of statutory accounting principles prescribed or permitted by the New York State Department of Financial Services (the “Department”). The Department requires insurance companies domiciled in the State of New York to prepare their statutory basis financial statements in accordance with the National Association of Insurance Commissioners’ (“NAIC”) *Accounting Practices and Procedures Manual* (“NAIC SAP”), subject to any deviation prescribed or permitted by the Department (“New York SAP”).

A reconciliation of the Company’s income and capital and surplus between NAIC SAP and practices prescribed or permitted by the State of New York is shown below:

	SSAP#	F/S Page	F/S Line	06/30/2018	12/31/2017
Net Income, New York SAP				\$ 3,149,926	\$ 29,236,641
New York SAP Prescribed Practices that are an increase/(decrease) from NAIC SAP:					
Additional Reserves for Term Conversions.....	51R	4	19	(669,755)	(1,533,925)
Net Income, NAIC SAP				\$ 3,819,681	\$ 30,770,566
Capital and Surplus, New York SAP				\$ 425,033,002	\$ 411,540,841
New York SAP Prescribed Practices that are an increase/(decrease) from NAIC SAP:					
Deferred Premium Asset Limitation.....	61R	2	15.2	(34,228,418)	(35,406,099)
Book Value Separate Account Assets	56	2	27	43,954,654	13,364,951
Book Value Separate Account Liabilities.....	56	3	27	(38,992,544)	(8,884,771)
Additional Reserves for Term Conversions.....	51R	3	1	(5,263,294)	(4,593,539)
Capital and Surplus, NAIC SAP				\$ 459,562,604	\$ 447,060,299

The Company’s risk based capital as of June 30, 2018 and December 31, 2017 would not have triggered a regulatory event without the use of the New York SAP prescribed practices.

B. Use of Estimates in Preparation of the Financial Statements

No material change

C. Accounting Policy

(1) - (5) No material change

(6) Included within bonds are loan-backed and structured securities. Estimated future cash flows and expected prepayment speeds are used to determine the amortization of loan-backed and structured securities under the prospective method. Expected future cash flows and prepayment speeds are evaluated quarterly. Certain loan-backed and structured securities are reported at the lower of amortized cost or fair value as a result of the NAIC modeling process.

For loan-backed and structured securities, which the Company has the intent and ability to hold for a period of time sufficient to recover the amortized cost basis, when an other-than-temporary impairment (“OTTI”) has occurred because the Company does not expect to recover the entire amortized cost basis of the security, the amount of the OTTI recognized as a realized loss is the difference between the security’s amortized cost basis and the present value of cash flows expected to be collected, discounted at the loan-backed or structured security’s effective interest rate.

For loan-backed and structured securities, when an OTTI has occurred because the Company intends to sell the security or the Company does not have the intent and ability to retain the security for a period of time sufficient to recover the amortized cost basis, the amount of the OTTI realized is the difference between the security’s amortized cost basis and fair value at the balance sheet date.

In periods subsequent to the recognition of an OTTI loss for a loan-backed or structured security, the Company accounts for the other-than-temporarily impaired security as if the security had been purchased on the measurement date of the impairment. The difference between the new amortized cost basis and the cash flows expected to be collected is accreted as interest income in future periods based on prospective changes in cash flow estimates.

(7) - (13) No material change

NOTES TO FINANCIAL STATEMENTS**D. Going Concern**

The Company does not have any doubt about its ability to continue as a going concern. In addition, the Company has a financial support agreement with its parent, Teachers Insurance and Annuity Association of America ("TIAA"). Under this agreement, TIAA will provide support so the Company will have the greater of (a) capital and surplus of \$250,000,000, (b) the amount of capital and surplus necessary to maintain the Company's capital and surplus at a level not less than 150% of the NAIC Risk Based Capital model or (c) such other amount as necessary to maintain the Company's financial strength rating at least the same as TIAA's rating at all times. This agreement is not an evidence of indebtedness or an obligation or liability of TIAA and does not provide any creditor of the Company with recourse to TIAA.

2. Accounting Changes and Corrections of Errors

No material change

3. Business Combinations and Goodwill

Not applicable

4. Discontinued Operations

Not applicable

5. Investments**A. Mortgage Loans**

Not applicable

B. Debt Restructuring

Not applicable

C. Reverse Mortgages

Not applicable

D. Loan-Backed Securities

(1) The near-term prepayment assumptions for loan-backed and structured securities are based on historical averages drawing from performance experience for a particular transaction and may vary by security type. The long-term assumptions are adjusted based on expected performance.

(2) For the period ended June 30, 2018, the Company recognized no other-than-temporary impairment ("OTTI") on securities it lacked the ability to hold or had the intent to sell.

(3) The Company has no loan-backed and structured securities that recognized OTTI as of June 30, 2018.

(4) All impaired securities (fair value is less than cost or amortized cost) for which an OTTI has not been recognized in earnings as a realized loss (including securities with a recognized OTTI for non-interest related declines when a non-recognized interest related impairment remains):

a. The aggregate amount of unrealized losses:

1. Less than 12 Months	14,282,056
2. 12 Months or Longer	18,305,614

b. The aggregate related fair value of securities with unrealized losses:

1. Less than 12 Months	570,881,893
2. 12 Months or Longer	353,654,748

(5) The Company's management periodically reviews the investment portfolios and identifies investments which may have deteriorated in credit quality and are candidates for impairment. The Company develops cash flows as part of its impairment review process. Where the cash flows support the recovery of the principal balance, the Company concludes that the impairment is not other-than-temporary.

E. Dollar Repurchase Agreements and/or Securities Lending Transactions

Not applicable

F. Repurchase Agreements Transactions Accounted for as Secured Borrowing

Not applicable

NOTES TO FINANCIAL STATEMENTS

G. Reverse Repurchase Agreements Transactions Accounted for as Secured Borrowing

Not applicable

H. Repurchase Agreements Transactions Accounted for as a Sale

Not applicable

I. Reverse Repurchase Agreements Transactions Accounted for as a Sale

Not applicable

J. Real Estate

Not applicable

K. Low Income Housing Tax Credits (“LIHTC”)

Not applicable

L. Restricted Assets

No material change

M. Working Capital Financial Investments

Not applicable

N. Offsetting and Netting of Assets and Liabilities

Not applicable

O. Structured Notes

Not applicable

P. 5* Securities

No material change

Q. Short Sales

Not applicable

R. Prepayment Penalty and Acceleration Fees

No material change

6. Joint Ventures, Partnerships and Limited Liability Companies

No material change

7. Investment Income

No material change

8. Derivative Instruments

Not applicable

9. Federal Income Tax

No material change

10. Information Concerning Parent, Subsidiaries and Affiliates

No material change

11. Debt

Not applicable

NOTES TO FINANCIAL STATEMENTS**12. Retirement Plans, Deferred Compensation, Postemployment Benefits and Compensated Absences and Other Post Retirement Benefit Plans**

Not applicable

13. Capital and Surplus, Shareholders' Dividend Restrictions and Quasi-Reorganization

No material change

14. Liabilities, Contingencies and Assessments

No material change

15. Leases

Not applicable

16. Information About Financial Instruments With Off-Balance Sheet Risk And Financial Instruments With Concentrations of Credit Risk

Not applicable

17. Sale, Transfer and Servicing of Financial Assets and Extinguishments of Liabilities**A. Transfers of Receivables Reported as Sales**

Not applicable

B. Transfer and Servicing of Financial Assets

Not applicable

C. Wash Sales

(1) In the course of the Company's asset management, securities may be sold and reacquired within 30 days of the date of sale. The securities involved in these transactions are generally invested to enhance the Company's yield on its investment portfolio and mitigate market risks or for short-term cash management purposes.

(2) There were no securities with an NAIC Designation of 3 or below, or that do not have an NAIC designation, excluding money market mutual funds, that were sold and reacquired within the thirty days of the sale.

18. Gain or Loss to the Reporting Entity from Uninsured Plans and the Uninsured Portion of Partially Insured Plans

Not applicable

19. Direct Premium Written/Produced by Managing General Agents/Third Party Administrators

Not applicable

20. Fair Value Measurements

A. Included in the Company's financial statements are certain financial instruments carried at fair value. Other financial instruments are periodically measured at fair value, such as when impaired, or for certain bonds and preferred stock when carried at the lower of cost or fair value.

Fair value is the price that would be received to sell an asset or paid to transfer a liability in an orderly transaction between market participants at the measurement date.

Fair values of financial instruments are based on quoted market prices when available. When market prices are not available, fair values are primarily provided by a third party pricing service for identical or comparable assets, or through the use of valuation methodologies using observable market inputs. These fair values are generally estimated using discounted cash flow analysis, incorporating current market inputs for similar financial instruments with comparable terms and credit quality. In instances where there is little or no market activity for the same or similar instruments, the Company estimates fair value using methods, models and assumptions that management believes market participants would use to determine a current transaction price. These valuation techniques involve management estimation and judgment for many factors including market bid/ask spreads, and such estimations may become significant with increasingly complex instruments or pricing models.

The Company's financial assets and liabilities measured and reported at fair value have been classified, for disclosure purposes, based on a hierarchy defined by SSAP No. 100, Fair Value Measurements. The fair value hierarchy prioritizes the inputs to valuation techniques used to measure fair value into three broad levels. The hierarchy gives the highest ranking to fair values determined using unadjusted quoted prices in active markets for identical assets and

NOTES TO FINANCIAL STATEMENTS

liabilities (Level 1) and the lowest ranking to fair values determined using methodologies and models with unobservable inputs (Level 3). An asset's or a liability's classification is based on the lowest level input that is significant to its measurement. For example, a Level 3 fair value measurement may include inputs that are both observable (Levels 1 and Level 2) and unobservable (Level 3). The levels of the fair value hierarchy are as follows:

Level 1 – Inputs are unadjusted quoted prices in active markets for identical assets and liabilities that the Company has the ability to access at the measurement date.

Level 2 – Other than quoted prices within Level 1 inputs that are observable for the asset or liability, either directly or indirectly.

Level 2 inputs include:

- Quoted prices for similar assets or liabilities in active markets,
- Quoted prices for identical or similar assets or liabilities in markets that are not active,
- Inputs other than quoted prices that are observable for the asset or liability,
- Inputs that are derived principally from or corroborated by observable market data by correlation or other means.

Level 3 – Inputs are unobservable inputs for the asset or liability supported by little or no market activity. Unobservable inputs reflect the Company's own assumptions about the assumptions that market participants would use in pricing the asset or liability. The Company's data used to develop unobservable inputs is adjusted if information is reasonably available without undue cost and effort that indicates that market participants would use different assumptions.

Considerable judgment is required to interpret market data in developing the estimates of fair value for financial instruments for which there are no available market value quotations. The estimates presented are not necessarily indicative of the amounts the Company could have realized in a market exchange. The use of different market assumptions and/or estimation methodologies may have a material effect on the estimated fair value amounts.

(1) Financial assets and liabilities measured and reported at fair value

The following table provides information about the Company's financial assets and liabilities measured and reported at fair value at June 30, 2018:

	Level 1	Level 2	Level 3	Total
Assets at fair value:				
Separate account assets	\$ 2,963,640,462	\$ 43,315,025	\$ —	\$ 3,006,955,487
Total assets at fair value	<u>\$ 2,963,640,462</u>	<u>\$ 43,315,025</u>	<u>\$ —</u>	<u>\$ 3,006,955,487</u>
Total liabilities at fair value.....	<u>\$ —</u>	<u>\$ —</u>	<u>\$ —</u>	<u>\$ —</u>

Transfers between Level 1 and Level 2

Periodically, the Company has transfers between Level 1 and Level 2 due to the availability of quoted prices for identical assets in active markets at the measurement date. The Company's policy is to recognize transfers between levels as of the actual date of the event or change in circumstances that caused the transfer.

As of June 30, 2018, the Company had no transfers between Level 1 and Level 2 of the fair value hierarchy.

(2) Reconciliation of Level 3 assets and liabilities measured and reported at fair value:

At June 30, 2018 and December 31, 2017, there were no assets or liabilities measured and reported at fair value using Level 3 inputs.

(3) The Company's policy is to recognize transfers into and out of Level 3 at the actual date of the event or change in circumstances that caused the transfer.

(4) See 20.B.

(5) Not applicable.

B. The estimated fair values of the financial assets and liabilities presented within this note are determined by the Company using market information available as of June 30, 2018. The following is a summary of the valuation techniques and inputs used in the fair value measurements for all financial instruments, including those assets and liabilities carried at fair value in the Company's statement of financial position.

Level 1 financial instruments

Unadjusted quoted prices for these securities are provided to the Company by independent pricing services. Common stocks, preferred stocks, and separate account assets in Level 1 primarily include exchange traded equities and

NOTES TO FINANCIAL STATEMENTS

mutual fund investments valued by the respective mutual fund companies. Cash, cash equivalents, and short term assets in Level 1 consist of currency denominated in US dollars.

Level 2 financial instruments

Bonds (long term, short term, and cash equivalents) included in Level 2 are valued principally by third party pricing services using market observable inputs. Because most bonds do not trade daily, independent pricing services regularly derive fair values using recent trades of securities with similar features. When recent trades are not available, pricing models are used to estimate the fair values of securities by discounting future cash flows at estimated market interest rates. Typical inputs to models used by independent pricing services include but are not limited to benchmark yields, reported trades, broker-dealer quotes, issuer spreads, benchmark securities, bids, offers, reference data, and industry and economic events. Additionally, for loan-backed and structured securities, valuation is based primarily on market inputs including benchmark yields, expected prepayment speeds, loss severity, delinquency rates, weighted average coupon, weighted average maturity and issuance specific information. Issuance specific information includes collateral type, payment terms of underlying assets, payment priority within the tranche, structure of the security, deal performance and vintage of loans.

Separate account assets in Level 2 consist principally of corporate bonds, short term government agency notes and commercial paper.

Cash, cash equivalents, and short-term investments included in Level 2 are valued principally by third party services using market observable inputs.

Level 3 financial instruments

Valuation techniques for bonds included in Level 3 are generally the same as those described in Level 2 except that the techniques utilize inputs that are not readily observable in the market, including illiquidity premiums and spread adjustments to reflect industry trends or specific credit-related issues. The Company assesses the significance of unobservable inputs for each security and classifies that security in Level 3 as a result of the significance of unobservable inputs.

Contract loans are fully collateralized by the cash surrender value of underlying insurance policies and are valued based on the carrying value of the loan, which approximates fair value, and are classified as Level 3.

Separate account liabilities are accounted for at fair value, except for deposit-type contracts, and reflect the contractual obligations of the insurer arising out of the provisions of the insurance contract.

Deposit-type contracts are valued based on the accumulated account value, which approximates fair value, and are classified as Level 3.

C. Aggregate fair value for all financial instruments:

The aggregate fair value for all financial instruments and the level within the fair value hierarchy:

Assets:	Aggregate Fair Value	Admitted Assets	Level 1	Level 2	Level 3	Not Practicable (Carrying Value)
Bonds	\$ 7,597,348,945	\$ 7,689,095,939	\$ —	\$ 7,584,033,160	\$ 13,315,785	\$ —
Preferred stock	2,721,263	182,882	2,721,263	—	—	—
Separate account assets	5,070,668,543	5,114,623,196	2,989,490,802	2,081,177,741	—	—
Contract loans	29,593,168	29,593,168	—	—	29,593,168	—
Cash, cash equivalent & short term investments	121,220,347	121,218,245	(2,665,143)	123,885,490	—	—
Total	\$ 12,821,552,266	\$ 12,954,713,430	\$ 2,989,546,922	\$ 9,789,096,391	\$ 42,908,953	\$ —

Liabilities:	Aggregate Fair Value	Liabilities	Level 1	Level 2	Level 3	Not Practicable (Carrying Value)
Deposit-type contracts	\$ 4,030,215,571	\$ 4,030,215,571	\$ —	\$ —	\$ 4,030,215,571	\$ —
Separate account liabilities	5,100,452,965	5,100,452,965	—	—	5,100,452,965	—
Total	\$ 9,130,668,536	\$ 9,130,668,536	\$ —	\$ —	\$ 9,130,668,536	\$ —

(D) Not applicable.

21. Other Items

No material change

22. Events Subsequent

Subsequent events have been considered through August 7, 2018 for the statutory statement issued on August 7, 2018. No subsequent events were noted.

NOTES TO FINANCIAL STATEMENTS

23. Reinsurance

No material change

24. Retrospectively Rated Contracts and Contracts Subject to Redetermination

Not applicable

25. Changes in Incurred Losses and Loss Adjustment Expenses

Not applicable

26. Intercompany Pooling Arrangements

Not applicable

27. Structured Settlements

Not applicable

28. Health Care Receivables

Not applicable

29. Participating Policies

Not applicable

30. Premium Deficiency Reserves

Not applicable

31. Reserves for Life Contracts and Annuity Contracts

No material change

32. Analysis of Annuity Actuarial Reserves and Deposit Type Liabilities by Withdrawal Characteristics

No material change

33. Premiums and Annuity Considerations Deferred and Uncollected

No material change

34. Separate Accounts

No material change

35. Loss/Claims Adjustment Expense

No material change

GENERAL INTERROGATORIES

PART 1 - COMMON INTERROGATORIES

GENERAL

- 1.1 Did the reporting entity experience any material transactions requiring the filing of Disclosure of Material Transactions with the State of Domicile, as required by the Model Act? Yes [] No [X]
- 1.2 If yes, has the report been filed with the domiciliary state? Yes [] No []
- 2.1 Has any change been made during the year of this statement in the charter, by-laws, articles of incorporation, or deed of settlement of the reporting entity? Yes [] No [X]
- 2.2 If yes, date of change:
- 3.1 Is the reporting entity a member of an Insurance Holding Company System consisting of two or more affiliated persons, one or more of which is an insurer? Yes [X] No []
If yes, complete Schedule Y, Parts 1 and 1A.
- 3.2 Have there been any substantial changes in the organizational chart since the prior quarter end? Yes [] No [X]
- 3.3 If the response to 3.2 is yes, provide a brief description of those changes.
- 3.4 Is the reporting entity publicly traded or a member of a publicly traded group? Yes [] No [X]
- 3.5 If the response to 3.4 is yes, provide the CIK (Central Index Key) code issued by the SEC for the entity/group.
- 4.1 Has the reporting entity been a party to a merger or consolidation during the period covered by this statement? Yes [] No [X]
- 4.2 If yes, provide the name of the entity, NAIC Company Code, and state of domicile (use two letter state abbreviation) for any entity that has ceased to exist as a result of the merger or consolidation.

1	2	3
Name of Entity	NAIC Company Code	State of Domicile

5. If the reporting entity is subject to a management agreement, including third-party administrator(s), managing general agent(s), attorney-in-fact, or similar agreement, have there been any significant changes regarding the terms of the agreement or principals involved? Yes [] No [X] N/A []
If yes, attach an explanation.
- 6.1 State as of what date the latest financial examination of the reporting entity was made or is being made. 12/31/2013
- 6.2 State the as of date that the latest financial examination report became available from either the state of domicile or the reporting entity. This date should be the date of the examined balance sheet and not the date the report was completed or released. 12/31/2013
- 6.3 State as of what date the latest financial examination report became available to other states or the public from either the state of domicile or the reporting entity. This is the release date or completion date of the examination report and not the date of the examination (balance sheet date). 06/10/2015
- 6.4 By what department or departments?
New York State Department of Financial Services
- 6.5 Have all financial statement adjustments within the latest financial examination report been accounted for in a subsequent financial statement filed with Departments? Yes [] No [] N/A [X]
- 6.6 Have all of the recommendations within the latest financial examination report been complied with? Yes [] No [] N/A [X]
- 7.1 Has this reporting entity had any Certificates of Authority, licenses or registrations (including corporate registration, if applicable) suspended or revoked by any governmental entity during the reporting period? Yes [] No [X]
- 7.2 If yes, give full information:
- 8.1 Is the company a subsidiary of a bank holding company regulated by the Federal Reserve Board? Yes [] No [X]
- 8.2 If response to 8.1 is yes, please identify the name of the bank holding company.
- 8.3 Is the company affiliated with one or more banks, thrifts or securities firms? Yes [X] No []
- 8.4 If response to 8.3 is yes, please provide below the names and location (city and state of the main office) of any affiliates regulated by a federal regulatory services agency [i.e. the Federal Reserve Board (FRB), the Office of the Comptroller of the Currency (OCC), the Federal Deposit Insurance Corporation (FDIC) and the Securities Exchange Commission (SEC)] and identify the affiliate's primary federal regulator.

1	2	3	4	5	6
Affiliate Name	Location (City, State)	FRB	OCC	FDIC	SEC
TIAA, FSB	Jacksonville, Florida		YES		
TIAA FSB Holdings, Inc.	Jacksonville, Florida	YES			
TIAA-CREF Individual & Institutional Services, LLC.	New York, New York				YES
Teachers Personal Investors Services, Inc.	New York, New York				YES
TIAA Board of Overseers	New York, New York	YES			
Teachers Insurance & Annuity Association of America	New York, New York	YES			
Nuveen Securities, LLC.	Chicago, Illinois				YES
EverTrade Direct Brokerage, Inc.	St.Louis, Missouri				YES

GENERAL INTERROGATORIES

- 9.1 Are the senior officers (principal executive officer, principal financial officer, principal accounting officer or controller, or persons performing similar functions) of the reporting entity subject to a code of ethics, which includes the following standards? Yes No
 (a) Honest and ethical conduct, including the ethical handling of actual or apparent conflicts of interest between personal and professional relationships;
 (b) Full, fair, accurate, timely and understandable disclosure in the periodic reports required to be filed by the reporting entity;
 (c) Compliance with applicable governmental laws, rules and regulations;
 (d) The prompt internal reporting of violations to an appropriate person or persons identified in the code; and
 (e) Accountability for adherence to the code.
- 9.11 If the response to 9.1 is No, please explain:
- 9.2 Has the code of ethics for senior managers been amended? Yes No
- 9.21 If the response to 9.2 is Yes, provide information related to amendment(s).
- 9.3 Have any provisions of the code of ethics been waived for any of the specified officers? Yes No
- 9.31 If the response to 9.3 is Yes, provide the nature of any waiver(s).

FINANCIAL

- 10.1 Does the reporting entity report any amounts due from parent, subsidiaries or affiliates on Page 2 of this statement? Yes No
- 10.2 If yes, indicate any amounts receivable from parent included in the Page 2 amount: \$

INVESTMENT

- 11.1 Were any of the stocks, bonds, or other assets of the reporting entity loaned, placed under option agreement, or otherwise made available for use by another person? (Exclude securities under securities lending agreements.) Yes No
- 11.2 If yes, give full and complete information relating thereto:
 State deposits: \$8,205,835.
12. Amount of real estate and mortgages held in other invested assets in Schedule BA: \$
13. Amount of real estate and mortgages held in short-term investments: \$
- 14.1 Does the reporting entity have any investments in parent, subsidiaries and affiliates? Yes No
- 14.2 If yes, please complete the following:

	1	2
	Prior Year-End Book/Adjusted Carrying Value	Current Quarter Book/Adjusted Carrying Value
14.21 Bonds	\$	\$
14.22 Preferred Stock	\$	\$
14.23 Common Stock	\$	\$
14.24 Short-Term Investments	\$	\$
14.25 Mortgage Loans on Real Estate	\$	\$
14.26 All Other	\$ 1,201,711	\$
14.27 Total Investment in Parent, Subsidiaries and Affiliates (Subtotal Lines 14.21 to 14.26)	\$ 1,201,711	\$
14.28 Total Investment in Parent included in Lines 14.21 to 14.26 above	\$	\$

- 15.1 Has the reporting entity entered into any hedging transactions reported on Schedule DB? Yes No
- 15.2 If yes, has a comprehensive description of the hedging program been made available to the domiciliary state? Yes No
 If no, attach a description with this statement.

STATEMENT AS OF JUNE 30, 2018 OF THE TIAA-CREF LIFE INSURANCE COMPANY
GENERAL INTERROGATORIES

16. For the reporting entity's security lending program, state the amount of the following as of the current statement date:
- 16.1 Total fair value of reinvested collateral assets reported on Schedule DL, Parts 1 and 2\$
- 16.2 Total book adjusted/carrying value of reinvested collateral assets reported on Schedule DL, Parts 1 and 2\$
- 16.3 Total payable for securities lending reported on the liability page\$

17. Excluding items in Schedule E - Part 3 - Special Deposits, real estate, mortgage loans and investments held physically in the reporting entity's offices, vaults or safety deposit boxes, were all stocks, bonds and other securities, owned throughout the current year held pursuant to a custodial agreement with a qualified bank or trust company in accordance with Section 1, III - General Examination Considerations, F. Outsourcing of Critical Functions, Custodial or Safekeeping Agreements of the NAIC Financial Condition Examiners Handbook? Yes [X] No []
- 17.1 For all agreements that comply with the requirements of the NAIC Financial Condition Examiners Handbook, complete the following:

1 Name of Custodian(s)	2 Custodian Address
Citibank, N.A.	388 Greenwich Street 24th Floor New York, NY 10013
JPMorgan Chase Bank, N.A.	270 Park Avenue New York, NY 10017

- 17.2 For all agreements that do not comply with the requirements of the NAIC Financial Condition Examiners Handbook, provide the name, location and a complete explanation:

1 Name(s)	2 Location(s)	3 Complete Explanation(s)

- 17.3 Have there been any changes, including name changes, in the custodian(s) identified in 17.1 during the current quarter? Yes [] No [X]
- 17.4 If yes, give full information relating thereto:

1 Old Custodian	2 New Custodian	3 Date of Change	4 Reason

- 17.5 Investment management – Identify all investment advisors, investment managers, broker/dealers, including individuals that have the authority to make investment decisions on behalf of the reporting entity. For assets that are managed internally by employees of the reporting entity, note as such. ["...that have access to the investment accounts"; "...handle securities"]

1 Name of Firm or Individual	2 Affiliation
Teachers Advisors, LLC	A.....

- 17.5097 For those firms/individuals listed in the table for Question 17.5, do any firms/individuals unaffiliated with the reporting entity (i.e. designated with a "U") manage more than 10% of the reporting entity's assets?..... Yes [] No []
- 17.5098 For firms/individuals unaffiliated with the reporting entity (i.e. designated with a "U") listed in the table for Question 17.5, does the total assets under management aggregate to more than 50% of the reporting entity's assets?..... Yes [] No []

- 17.6 For those firms or individuals listed in the table for 17.5 with an affiliation code of "A" (affiliated) or "U" (unaffiliated), provide the information for the table below.

1 Central Registration Depository Number	2 Name of Firm or Individual	3 Legal Entity Identifier (LEI)	4 Registered With	5 Investment Management Agreement (IMA) Filed
107157	Teachers Advisors, LLC	Q3EVPQ17HQS1MVRLOU14	Securities and Exchange Commission ...	DS.....

- 18.1 Have all the filing requirements of the Purposes and Procedures Manual of the NAIC Investment Analysis Office been followed? Yes [X] No []
- 18.2 If no, list exceptions:

19. By self-designating 5*GI securities, the reporting entity is certifying the following elements for each self-designated 5*GI security:
- a. Documentation necessary to permit a full credit analysis of the security does not exist.
- b. Issuer or obligor is current on all contracted interest and principal payments.
- c. The insurer has an actual expectation of ultimate payment of all contracted interest and principal.
- Has the reporting entity self-designated 5*GI securities? Yes [] No [X]

GENERAL INTERROGATORIES**PART 2 - LIFE & HEALTH**

1.	Report the statement value of mortgage loans at the end of this reporting period for the following categories:	1 Amount
1.1	Long-Term Mortgages In Good Standing	
1.11	Farm Mortgages	\$
1.12	Residential Mortgages	\$
1.13	Commercial Mortgages	\$
1.14	Total Mortgages in Good Standing	\$ _____
1.2	Long-Term Mortgages In Good Standing with Restructured Terms	
1.21	Total Mortgages in Good Standing with Restructured Terms	\$ _____
1.3	Long-Term Mortgage Loans Upon which Interest is Overdue more than Three Months	
1.31	Farm Mortgages	\$
1.32	Residential Mortgages	\$
1.33	Commercial Mortgages	\$
1.34	Total Mortgages with Interest Overdue more than Three Months	\$ _____
1.4	Long-Term Mortgage Loans in Process of Foreclosure	
1.41	Farm Mortgages	\$
1.42	Residential Mortgages	\$
1.43	Commercial Mortgages	\$
1.44	Total Mortgages in Process of Foreclosure	\$
1.5	Total Mortgage Loans (Lines 1.14 + 1.21 + 1.34 + 1.44) (Page 2, Column 3, Lines 3.1 + 3.2)	\$ _____
1.6	Long-Term Mortgages Foreclosed, Properties Transferred to Real Estate in Current Quarter	
1.61	Farm Mortgages	\$
1.62	Residential Mortgages	\$
1.63	Commercial Mortgages	\$
1.64	Total Mortgages Foreclosed and Transferred to Real Estate	\$ _____
2.	Operating Percentages:	
2.1	A&H loss percent	0.000 %
2.2	A&H cost containment percent	0.000 %
2.3	A&H expense percent excluding cost containment expenses	0.000 %
3.1	Do you act as a custodian for health savings accounts?	Yes [] No [X]
3.2	If yes, please provide the amount of custodial funds held as of the reporting date	\$
3.3	Do you act as an administrator for health savings accounts?	Yes [] No [X]
3.4	If yes, please provide the balance of the funds administered as of the reporting date	\$
4.	Is the reporting entity licensed or chartered, registered, qualified, eligible or writing business in at least two states?	Yes [X] No []
4.1	If no, does the reporting entity assume reinsurance business that covers risks residing in at least one state other than the state of domicile of the reporting entity?	Yes [] No []

SCHEDULE S - CEDED REINSURANCE

Showing All New Reinsurance Treaties - Current Year to Date

1 NAIC Company Code	2 ID Number	3 Effective Date	4 Name of Reinsurer	5 Domiciliary Jurisdiction	6 Type of Reinsurance Ceded	7 Type of Reinsurer	8 Certified Reinsurer Rating (1 through 6)	9 Effective Date of Certified Reinsurer Rating
NONE								

STATEMENT AS OF JUNE 30, 2018 OF THE TIAA-CREF LIFE INSURANCE COMPANY
SCHEDULE T - PREMIUMS AND ANNUITY CONSIDERATIONS

Current Year To Date - Allocated by States and Territories

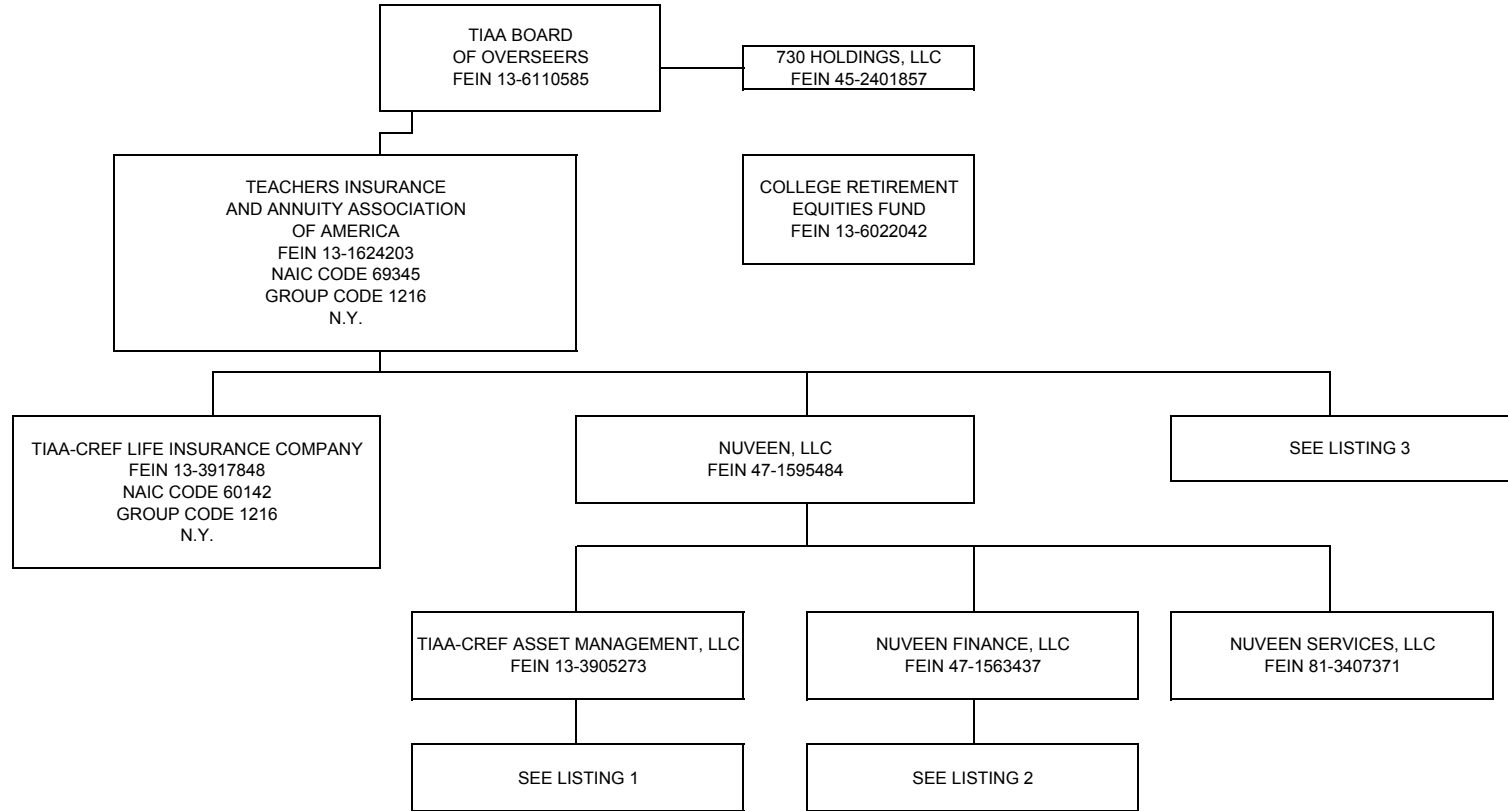
States, Etc.	1	Life Contracts		Direct Business Only			
		2	3	4	5	6	7
	Active Status (a)	Life Insurance Premiums	Annuity Considerations	Accident and Health Insurance Premiums, Including Policy, Membership and Other Fees	Other Considerations	Total Columns 2 Through 5	Deposit-Type Contracts
1. Alabama	AL	L	3,146,008	1,888,425	75,233	5,109,666	
2. Alaska	AK	L	421,548	128,232		549,779	
3. Arizona	AZ	L	2,160,505	1,073,715	57,278	3,291,499	
4. Arkansas	AR	L	836,806	1,265,195	7,179	2,109,179	293,532
5. California	CA	L	14,754,485	13,554,101	101,852	28,410,438	199,810,726
6. Colorado	CO	L	2,913,756	3,166,560		6,080,316	240,020
7. Connecticut	CT	L	4,492,765	2,490,959	78,609	7,062,332	87,669,564
8. Delaware	DE	L	3,708,597	212,330	24,472	3,945,399	239,394
9. District of Columbia	DC	L	1,350,337	564,480	46,626	1,961,443	
10. Florida	FL	L	12,366,646	15,629,222	456,206	28,452,074	1,070,662
11. Georgia	GA	L	4,289,583	2,365,654	96,349	6,751,585	64,758,865
12. Hawaii	HI	L	265,341	38,014	3,308	306,664	
13. Idaho	ID	L	275,266	62,400	19,041	356,708	
14. Illinois	IL	L	10,307,693	6,899,306	79,644	17,286,643	922,312
15. Indiana	IN	L	4,631,257	2,388,495	58,323	7,078,075	187,062
16. Iowa	IA	L	3,689,509	5,224,295	37,679	8,951,483	
17. Kansas	KS	L	559,857	1,100,404	12,086	1,672,346	
18. Kentucky	KY	L	1,337,944	1,157,578	3,564	2,499,086	6,103,420
19. Louisiana	LA	L	561,314	1,144,890		1,706,205	
20. Maine	ME	L	687,627	111,736	10,562	809,926	
21. Maryland	MD	L	8,165,593	4,099,906	138,237	12,403,737	250,098
22. Massachusetts	MA	L	7,288,987	5,516,379	238,494	13,043,860	338,389
23. Michigan	MI	L	4,908,761	3,587,781	154,305	8,650,847	128,187,779
24. Minnesota	MN	L	3,040,207	1,042,637	24,451	4,107,295	41,117,831
25. Mississippi	MS	L	114,881	30,000		144,881	5,606,699
26. Missouri	MO	L	2,778,178	5,699,824	67,191	8,545,193	166,064
27. Montana	MT	L	196,279	215,917		412,196	
28. Nebraska	NE	L	1,051,632	2,301,370	15,757	3,368,759	
29. Nevada	NV	L	653,089	4,358,410	17,132	5,028,630	
30. New Hampshire	NH	L	1,075,843	2,392,912		3,468,754	
31. New Jersey	NJ	L	8,685,129	4,210,429	111,477	13,007,035	95,025
32. New Mexico	NM	L	368,478	80,052		448,530	
33. New York	NY	L	39,662,204	17,757,255	560,594	57,980,053	2,020,603
34. North Carolina	NC	L	7,779,298	4,206,346	71,178	12,056,823	111,706
35. North Dakota	ND	L	93,212	486,673		579,885	
36. Ohio	OH	L	5,306,023	4,645,954	105,656	10,057,632	201,477
37. Oklahoma	OK	L	1,235,688	1,436,054	30,355	2,702,097	24,201,969
38. Oregon	OR	L	2,277,605	638,107	56,610	2,972,322	19,057,418
39. Pennsylvania	PA	L	12,305,626	8,906,015	231,829	21,443,471	92,750
40. Rhode Island	RI	L	670,386	873,509	26,744	1,570,639	
41. South Carolina	SC	L	2,792,697	690,822	49,451	3,532,971	
42. South Dakota	SD	L	1,756,414	2,500	1,022	1,759,935	
43. Tennessee	TN	L	2,875,676	3,641,462	31,218	6,548,356	
44. Texas	TX	L	12,644,234	5,184,645	34,791	17,863,670	1,863,429
45. Utah	UT	L	1,538,795	691,609	2,851	2,233,255	
46. Vermont	VT	L	1,752,933	717,023	28,672	2,498,628	8,128,254
47. Virginia	VA	L	5,012,582	11,721,472	99,869	16,833,923	144,417
48. Washington	WA	L	3,817,696	2,400,055	60,372	6,278,124	670,574
49. West Virginia	WV	L	692,803	2,017,579	33,878	2,744,261	
50. Wisconsin	WI	L	2,158,303	1,246,081	65,493	3,469,877	31,487,199
51. Wyoming	WY	L	848,142	192,458	3,390	1,043,990	
52. American Samoa	AS	N					
53. Guam	GU	N					
54. Puerto Rico	PR	N	85,257			85,257	
55. U.S. Virgin Islands	VI	N	166			166	
56. Northern Mariana Islands	MP	N					
57. Canada	CAN	N		1,643		1,643	
58. Aggregate Other Aliens	OT	XXX	184,249			184,249	
59. Subtotal	XXX		216,573,889	161,458,871	3,429,028	381,461,789	625,037,239
90. Reporting entity contributions for employee benefits plans	XXX						
91. Dividends or refunds applied to purchase paid-up additions and annuities	XXX						
92. Dividends or refunds applied to shorten endowment or premium paying period	XXX						
93. Premium or annuity considerations waived under disability or other contract provisions	XXX	54,272				54,272	
94. Aggregate or other amounts not allocable by State	XXX						
95. Totals (Direct Business)	XXX	216,628,161	161,458,871	3,429,028		381,516,061	625,037,239
96. Plus Reinsurance Assumed	XXX						
97. Totals (All Business)	XXX	216,628,161	161,458,871	3,429,028		381,516,061	625,037,239
98. Less Reinsurance Ceded	XXX	46,818,389		3,429,028		50,247,417	
99. Totals (All Business) less Reinsurance Ceded	XXX	169,809,773	161,458,871			331,268,644	625,037,239
DETAILS OF WRITE-INS							
58001. ZZZ Other Alien	XXX	184,249				184,249	
58002.	XXX						
58003.	XXX						
58998. Summary of remaining write-ins for Line 58 from overflow page	XXX						
58999. Totals (Lines 58001 through 58003 plus 58998)(Line 58 above)	XXX	184,249				184,249	
9401.	XXX						
9402.	XXX						
9403.	XXX						
9498. Summary of remaining write-ins for Line 94 from overflow page	XXX						
9499. Totals (Lines 9401 through 9403 plus 9498)(Line 94 above)	XXX						

(a) Active Status Counts:

- L - Licensed or Chartered - Licensed Insurance carrier or domiciled RRG.....51
- E - Eligible - Reporting entities eligible or approved to write surplus lines in the state.....
- N - None of the above - Not allowed to write business in the state.....6
- R - Registered - Non-domiciled RRGs.....
- Q - Qualified - Qualified or accredited reinsurer.....

Ordinary Life Insurance, Individual Accident and Health, and Individual Annuity Premiums allocated by current residence. Group Life Insurance allocated according to location of group contract holder.

STATEMENT AS OF JUNE 30, 2018 OF THE TIAA-CREF LIFE INSURANCE COMPANY
 SCHEDULE Y - INFORMATION CONCERNING ACTIVITIES OF INSURER MEMBERS OF A HOLDING COMPANY GROUP
 PART 1 - ORGANIZATIONAL CHART



STATEMENT AS OF JUNE 30, 2018 OF THE TIAA-CREF LIFE INSURANCE COMPANY

SCHEDULE Y - INFORMATION CONCERNING ACTIVITIES OF INSURER MEMBERS OF A HOLDING COMPANY GROUP

PART 1 - ORGANIZATIONAL CHART

LISTING 1 (TIAA-CREF ASSET MANAGEMENT, LLC):

COMPANY	FEIN	RELATIONSHIP	COMPANY	FEIN	RELATIONSHIP	COMPANY	FEIN	RELATIONSHIP
L&C Special Member Holdco, LLC	81-1272900	SUBSIDIARY	Nuveen Alternative Holdings, LLC (continued)			Nuveen Alternative Holdings, LLC (continued)		
GTR Special Member Holdco LLC	46-3889185	SUBSIDIARY	Nuveen Alternative Services, LLC	45-4288091	SUBSIDIARY	TH Real Estate Global, LLC	81-4262460	SUBSIDIARY
Teachers Personal Investors Services, Inc.	13-3752992	SUBSIDIARY	GAP II NZ GP Limited		SUBSIDIARY	TH Real Estate Global Cities Advisors, LLC	82-3426937	SUBSIDIARY
TIAA International GP LLC	81-4374969	SUBSIDIARY	TIAA European Farmland Fund GP LP	98-1310748	SUBSIDIARY (4)	THRE Global Investments LLC	26-2748598	SUBSIDIARY
TIAA-CREF Investment Management, LLC	13-3586142	SUBSIDIARY	TCAS Global Investments LLC	47-1515836	SUBSIDIARY	THRE GP Holding Company LLC	82-2986445	SUBSIDIARY
Nuveen Alternative Holdings, LLC	46-3870972	SUBSIDIARY	Nuveen International Holdings LLC	26-2719001	SUBSIDIARY	THRE CRED GP Member LLC	82-4598778	SUBSIDIARY
AGR Partners LLC	81-1467545	SUBSIDIARY	Nuveen Australia Pty Ltd		SUBSIDIARY	CRED GP LLC		SUBSIDIARY
AGR Services LLC	36-4853276	SUBSIDIARY (1)	Nuveen Canada Company		SUBSIDIARY	U.S. Cities Retail Fund GP LLC		SUBSIDIARY
TGAM Agribusiness Fund GP LLC	81-1870559	SUBSIDIARY	Nuveen UK, Limited		SUBSIDIARY	THRE Permian Investor Asset Manager Member LLC	81-5466713	SUBSIDIARY
AGR Services LLC	36-4853278	SUBSIDIARY (1)	TGAM APAC LLC	81-4290269	SUBSIDIARY (5)	THRE Permian Investor GP Member LLC	82-0607358	SUBSIDIARY
Beaver Investments Holdings, LLC	45-5558395	SUBSIDIARY	TGAM HK HC LLC	81-4323796	SUBSIDIARY (6)	Permian Investor GP LLC	81-5433582	SUBSIDIARY
GreenWood Resources, Inc.	80-0026976	SUBSIDIARY	Nuveen Hong Kong Limited		SUBSIDIARY	TIAA International Holdings 1 Limited	98-1162850	SUBSIDIARY
Greenwood Resources Brasil, Ltda.		SUBSIDIARY (2)	TGAM Asia LLC	81-4306975	SUBSIDIARY (7)	Nuveen Real Estate Limited	98-1125673	SUBSIDIARY (10)
GreenWood Resources Capital Management, LLC	45-1875074	SUBSIDIARY	TGAM HK HC LLC	81-4323796	SUBSIDIARY (6)	TIAA International Holdings 2 Limited	98-1163394	SUBSIDIARY
GTFP GP, LLC	20-8501127	SUBSIDIARY	TIAA International APAC LLC	81-4495397	SUBSIDIARY (8)	TIAA International Holdings 3 Limited	98-1163894	SUBSIDIARY
GWR-GTFF Investment, LLC	20-6955976	SUBSIDIARY	TGAM HK HC LLC	81-4323796	SUBSIDIARY (6)	Nuveen Real Estate Limited	98-1125673	SUBSIDIARY (10)
GWR International Ltd.		SUBSIDIARY	TIAA International Asia LLC	81-4359164	SUBSIDIARY (9)	TH RE Administration Ltd	98-1127648	SUBSIDIARY
GWR China Ltd.	20-3188681	SUBSIDIARY	TGAM HK HC LLC	81-4323796	SUBSIDIARY (6)	TH RE AIFM Group Ltd	98-1128805	SUBSIDIARY
GreenWood Resources China Ltd.	98-0595429	SUBSIDIARY	TIAA International Subsidiary HC LLC	81-4390558	SUBSIDIARY (5)	Henderson European Retail Property Fund Management Sarl		SUBSIDIARY
GreenWood Resources Beijing Forestry Co.	98-0595436	SUBSIDIARY	TGAM Asia LLC	81-4306975	SUBSIDIARY (7)	Nuveen Fund Management (Jersey) Limited		SUBSIDIARY
GWR SA Ltd.		SUBSIDIARY	TIAA International APAC LLC	81-4495397	SUBSIDIARY (8)	Nuveen Fund Management Vanquish (Jersey) Limited		SUBSIDIARY
GreenWood Resources Chile, S.A.		SUBSIDIARY	TGAM APAC LLC	81-4290269	SUBSIDIARY (5)	TIAA International Asia LLC		SUBSIDIARY
GWR Europe Ltd.	98-1016332	SUBSIDIARY	TGAM Asia LLC	81-4306975	SUBSIDIARY (7)	Nuveen Management AIFM Limited		SUBSIDIARY
GWR Property Management International, LLC	47-4557075	SUBSIDIARY	TIA International APAC LLC	81-4495397	SUBSIDIARY (8)	Nuveen Management Company (Luxembourg) No 1 Sarl		SUBSIDIARY
Greenwood Resources Brasil, Ltda.		SUBSIDIARY (2)	TGAM International APAC LLC	81-4359164	SUBSIDIARY (9)	Nuveen Property Management (Jersey) Limited		SUBSIDIARY
GWR Uruguay S.A.		SUBSIDIARY	TIAA International Asia LLC	81-4359164	SUBSIDIARY (9)	TH RE FCACO Ltd	98-1128787	SUBSIDIARY
Monterrey Forestal GWR S.A.S		SUBSIDIARY	Nuveen Investments Canada Co.		SUBSIDIARY	Nuveen Real Estate Management Ltd		SUBSIDIARY
CAM HR Resources LLC	36-4851864	SUBSIDIARY (3)	TCGA BT AIV, LLC	46-5367344	SUBSIDIARY	Nuveen Shopping Centre Verwaltungs GmbH		SUBSIDIARY
Churchill Asset Management LLC	47-3156644	SUBSIDIARY	TCGA Investor Fund GP, LLC	45-5139523	SUBSIDIARY	TIAA-CREF Asset Management UK Ltd	98-0582851	SUBSIDIARY
CAM HR Resources LLC	36-4851864	SUBSIDIARY (3)	T-C U.S. Super Regional Mall Fund GP LLC	47-3126089	SUBSIDIARY			
Churchill Special Member LLC	82-0735838	SUBSIDIARY	TCGA II Investor Fund GP, LLC	47-3511076	SUBSIDIARY			
Churchill Agency Services LLC	82-3187734	SUBSIDIARY	TGAM International GP LLC	81-4330570	SUBSIDIARY			
Churchill Warehouse LLC	82-3784145	SUBSIDIARY	TH Property Holdings, L.L.C.	06-1217855	SUBSIDIARY			
TGAM Churchill Fund GP LLC	81-1817732	SUBSIDIARY	Casa Grande Investments I, LLC	06-1384746	SUBSIDIARY			
Global AG AIV (CN) GP, LLC	45-5044435	SUBSIDIARY	Casa Grande Investments II, LP	45-5044681	SUBSIDIARY			
Global Ag II AIV GP LLC	47-1192644	SUBSIDIARY	Casa Partners VI GP, LLC	30-0794692	SUBSIDIARY			
Global Agriculture II AIV, LP	47-1197292	SUBSIDIARY	Casa Partners VII GP, LLC	47-5190671	SUBSIDIARY			
Global Ag II US Corp.	47-1208275	SUBSIDIARY	CASA Partners VIII GP, LLC	82-4363605	SUBSIDIARY			
Global Ag Properties II USA LLC	47-1069783	SUBSIDIARY	Casa Student Housing Fund GP, LLC	47-2134971	SUBSIDIARY			
Sugarloaf East Vineyard, LLC	47-3001338	SUBSIDIARY	Global Investors GP I, L.L.C.	20-2537749	SUBSIDIARY			
True Oak Napa Vineyard, LLC	47-4945982	SUBSIDIARY	Global Investors GP II, L.L.C.	20-2537749	SUBSIDIARY			
GTR Investor Fund GP LLC	47-1208361	SUBSIDIARY	Global Investors GP IV, L.L.C.	20-3070768	SUBSIDIARY			
Nuveen Alternatives Advisors, LLC	45-4288013	SUBSIDIARY						
TPS Investors GP LLC								

- (1) AGR Services LLC is ultimately controlled and owned entirely by TIAA, with 99% owned by AGR Partners LLC and 1% owned by Nuveen Alternative Holdings, LLC.
- (2) Greenwood Resources Brasil, Ltda. is ultimately controlled and owned entirely by TIAA, with 99% owned by GWR Property Management International, LLC and 1% owned by Greenwood Resources, Inc.
- (3) CAM HR Resources LLC is ultimately controlled and owned entirely by TIAA, with 99% owned by Churchill Asset Management LLC and 1% owned by Nuveen Alternative Holdings, LLC.
- (4) TIAA European Farmland Fund GP LP is ultimately controlled and owned entirely by TIAA, with 50% owned by Nuveen Alternative Services, LLC and 50% owned by TEFF Holdco LLC
- (5) TGAM APAC LLC is ultimately controlled and owned entirely by TIAA, with TGAM Subsidiary HC LLC, TIAA International Subsidiary HC LLC and Nuveen International Holdings LLC each owning 33.33%
- (6) TGAM HK HC LLC is ultimately controlled and owned entirely by TIAA, with TGAM APAC LLC, TGAM Asia LLC, TIAA International APAC LLC and TIAA International Asia LLC each owning 25%
- (7) TGAM Asia LLC is ultimately controlled and owned entirely by TIAA, with TGAM Subsidiary HC LLC, TIAA International Subsidiary HC LLC and Nuveen International Holdings LLC each owning 33.33%
- (8) TIAA International APAC LLC is ultimately controlled and owned entirely by TIAA, with TGAM Subsidiary HC LLC, TIAA International Subsidiary HC LLC and Nuveen International Holdings LLC each owning 33.33%
- (9) TIAA International Asia LLC is ultimately controlled and owned entirely by TIAA, with TGAM Subsidiary HC LLC, TIAA International Subsidiary HC LLC and Nuveen International Holdings LLC each owning 33.33%
- (10) Nuveen Real Estate Limited is ultimately controlled and owned entirely by TIAA, with 99% owned by TIAA International Holdings 3, Ltd. and 1% owned by TIAA International Holdings 1, Ltd.

STATEMENT AS OF JUNE 30, 2018 OF THE TIAA-CREF LIFE INSURANCE COMPANY

SCHEDULE Y - INFORMATION CONCERNING ACTIVITIES OF INSURER MEMBERS OF A HOLDING COMPANY GROUP

PART 1 - ORGANIZATIONAL CHART

LISTING 1 (TIAA-CREF ASSET MANAGEMENT, LLC) (continued):

COMPANY	FEIN	RELATIONSHIP
Nuveen Alternative Holdings, LLC (continued)		
TH RE Group Holdings Ltd	98-1127632	SUBSIDIARY
AREFM (BV) Limited		AFFILIATE
CLOF II (GP) Limited		SUBSIDIARY
CLOF II Vanquish Limited		SUBSIDIARY
CLOF II (No 1 GP) Limited		SUBSIDIARY
CLOF II (No 1 Nominee) Limited		SUBSIDIARY
CLOF II (No 2 GP) Limited		SUBSIDIARY
CLOF II (No 3 GP) Limited	98-1165678	SUBSIDIARY
Enhanced Debt Carry (GP) Sarl		SUBSIDIARY
Enhanced Debt Carry SCSp		SUBSIDIARY
ERES APAC II (GP) S.a.r.l		SUBSIDIARY
European Cities Partnership (GP) S.a.r.l		SUBSIDIARY
European Cities Partnership SCSp		AFFILIATE (11)
Henderson Joint Ventures Property Funds Management S.a.r.l		SUBSIDIARY
Isiazul General Partner S.a.r.l		SUBSIDIARY
Matador LP General Partner Limited		SUBSIDIARY
Nuveen Beteiligungs Verwaltungs GmbH		SUBSIDIARY
Nuveen Immobilien GmbH		AFFILIATE
Nuveen Investment Consultancy (Beijing) Co Limited		SUBSIDIARY
Nuveen Investment Consulting (Shanghai) Co Ltd		SUBSIDIARY
Nuveen Management Austria GmbH		SUBSIDIARY
Nuveen Management Finland Oy		SUBSIDIARY
Nuveen Real Estate Debt Partners (GP) Sarl		SUBSIDIARY
Nuveen Real Estate Debt Partners - Fund II (UK) SCSp		AFFILIATE (12)
Nuveen Real Estate Nominees Limited		SUBSIDIARY
Nuveen Singapore Private Limited		SUBSIDIARY
OMP (GP) Limited		SUBSIDIARY
T-C Lux Investments GP Sarl		SUBSIDIARY
TH Real Estate (Australia) Ltd		SUBSIDIARY
THRE Australia Real Estate Pty Ltd		SUBSIDIARY
THRE Melbourne Retail Holding 1 Pty Ltd		SUBSIDIARY
THRE Melbourne Retail Asset 1 Pty Ltd		SUBSIDIARY
TH Real Estate (France) SAS		SUBSIDIARY
TH Real Estate Limited		SUBSIDIARY
TH Real Estate PELV GP Sarl		SUBSIDIARY
TH RE Corporate Secretarial Services Limited		SUBSIDIARY
TH RE Italy Srl		SUBSIDIARY
TH RE Operations Limited		SUBSIDIARY
TIAA-CREF Luxembourg S.a.r.l	98-1014834	SUBSIDIARY
Tokyo Multifamily GP PTE Ltd		SUBSIDIARY
UK OM (LP1) (GP) Limited		SUBSIDIARY
UK OM (LP1) Limited		SUBSIDIARY
UK OM (LP2) (GP) Limited		SUBSIDIARY
UK OM (LP2) Limited		SUBSIDIARY
UK OM (LP3) (GP) Limited		SUBSIDIARY
UK OM (LP3) Limited		SUBSIDIARY
TH RE US Limited		SUBSIDIARY

LISTING 2 (NUVEEN FINANCE, LLC):

COMPANY	FEIN	RELATIONSHIP
Nuveen Alternative Holdings, LLC (continued)		
TH Real Estate U.S. Strategic Industrial Fund I GP, LLC	81-2388576	SUBSIDIARY
TIAA Global Ag Special Member LLC	45-1532009	SUBSIDIARY
Global Agriculture AIV, LLC	45-1502502	SUBSIDIARY
Global AG US Corp.	45-1502684	SUBSIDIARY
TIAA Global Ag II Special Member LLC	81-1749609	SUBSIDIARY
TPS Investors Carry-Co, LLC	82-2126174	SUBSIDIARY
U.S. Cities Fund GP, LLC	20-1394681	SUBSIDIARY
U.S. Cities Fund, LP	20-1371171	SUBSIDIARY (13)
U.S. Cities Industrial Fund GP LLC	81-3698954	SUBSIDIARY
U.S. Cities Multifamily Fund GP LLC	81-3647870	SUBSIDIARY
U.S. Cities Office Fund GP LLC	81-3734470	SUBSIDIARY
U.S. Cities Retail CFF Fund GP LLC	81-3495929	SUBSIDIARY
Westchester Group Investment Management Holding Company, Inc.	27-3416812	SUBSIDIARY
Westchester Group Investment Management, Inc.	27-3417683	SUBSIDIARY
Plata Wine Partners, LLC	87-0735516	SUBSIDIARY
Premier Agricultural Management International, LLC	26-2747489	SUBSIDIARY
Terra Land Co.	37-1261935	SUBSIDIARY
The Plata Wine Partners Trust	37-6589484	SUBSIDIARY
Westchester Group Asset Management, Inc.	27-3419683	SUBSIDIARY
Westchester Group Farm Management, Inc.	37-1193973	SUBSIDIARY
Westchester Group of Australia Pty Ltd.		SUBSIDIARY
Westchester Group of Europe Ltd.		SUBSIDIARY
Westchester Group of Poland Sp. Z.o.o.		SUBSIDIARY (14)
Westchester Group SRL		SUBSIDIARY (14)
Westchester Group Real Estate, Inc.	37-1194491	SUBSIDIARY
Westchester Group South America Gestao de Investimentos Ltda.		SUBSIDIARY (15)
Westchester Group South America Gestao de Investimentos Ltda.		SUBSIDIARY (15)
Nuveen Holdings 1, Inc.	81-3425820	SUBSIDIARY
Nuveen Holdings, Inc.	26-0373324	SUBSIDIARY
Nuveen Investments, Inc.	36-3817266	SUBSIDIARY
Gresham Asset Management LLC	26-0627593	SUBSIDIARY
Gresham Investment Management LLC	20-1930384	SUBSIDIARY
Gresham Investment Management Asia Pte. Ltd.		SUBSIDIARY
Nuveen Alternative Investments, LLC	36-4839486	SUBSIDIARY
Nuveen Fund Advisors, LLC	31-0842504	SUBSIDIARY
Nuveen Asset Management, LLC	27-4357327	SUBSIDIARY
Nuveen Investments Advisers, LLC	04-3714572	SUBSIDIARY
NIS/R&T, Inc.	36-3293941	SUBSIDIARY
Nuveen WCM Holdings, LLC	37-1695518	SUBSIDIARY
Winslow Capital Management, LLC	90-0860896	SUBSIDIARY
Growth Capital GP I, LLC	81-0730906	SUBSIDIARY
Nuveen NWQ Holdings, LLC	36-4709028	SUBSIDIARY
NWQ Partners, LLC	30-0892190	SUBSIDIARY
NWQ Investment Management Company, LLC	47-0875103	SUBSIDIARY
Nuveen Securities, LLC	36-2639476	SUBSIDIARY
Nuveen Tradewinds Holdings, LLC	02-0767175	SUBSIDIARY
Tradewinds Global Investors, LLC	02-0767178	SUBSIDIARY (16)
Santa Barbara Asset Management, LLC	20-3432117	SUBSIDIARY
Symphony Asset Management LLC	94-3252504	SUBSIDIARY (17)
Nuveen Investments Holdings, Inc.	36-7364377	SUBSIDIARY
Tradewinds Global Investors, LLC	02-0767178	SUBSIDIARY (16)
Symphony Asset Management LLC	94-3252504	SUBSIDIARY (17)
Symphony Risk Retention Finance LLC		SUBSIDIARY
SFR I LLC	30-1032009	SUBSIDIARY
Teachers Advisors, LLC	13-3760073	SUBSIDIARY
Colinvest Member LLC	82-1157427	SUBSIDIARY
CLO Colinvest I LLC		SUBSIDIARY

(11) European Cities Partnership SCSp is owned 31.9% by T-C Lux Investments Special Limited Partnership and 1% by European Cities Partnership (GP) S.a.r.l.

(12) Global Real Estate Debt Partners - Fund II (UK) SCSp is ultimately controlled by TIAA, with 18.75% owned by TIAA, and 0.5% owned by Nuveen Real Estate Debt Partners II (GP) S.a.r.l.

(13) U.S. Cities Fund, LP is controlled by TIAA, and partially owned indirectly by ND Properties, Inc., which owns 26.7%, and U.S. Cities Fund GP, LLC, which owns less than .01%.

(14) Westchester Group SRL is controlled and owned entirely by TIAA, with 99% owned by Westchester Group of Europe Ltd. and 1% owned by Westchester Group of Poland Sp. Z.o.o.

(15) Westchester Group South America Gestao de Investimentos Ltda. is controlled and owned entirely by TIAA, with 99% owned by Westchester Group Investment Management, Inc. and 1% owned by Westchester Group Real Estate, Inc.

(16) Tradewinds Global Investors, LLC is ultimately controlled and owned entirely by TIAA, with 99.95% owned by Nuveen Tradewinds Holdings, LLC and 0.05% owned by Nuveen Investments, Inc.

(17) Symphony Asset Management, LLC is ultimately controlled and owned entirely by TIAA, with 51% owned by Nuveen Investments, Inc. and 49% owned by Nuveen Investments Holdings, Inc.

STATEMENT AS OF JUNE 30, 2018 OF THE TIAA-CREF LIFE INSURANCE COMPANY

SCHEDULE Y - INFORMATION CONCERNING ACTIVITIES OF INSURER MEMBERS OF A HOLDING COMPANY GROUP

PART 1 - ORGANIZATIONAL CHART

LISTING 3:

COMPANY	FEIN	RELATIONSHIP	COMPANY	FEIN	RELATIONSHIP	COMPANY	FEIN	RELATIONSHIP
485 Properties, LLC	13-3987258	SUBSIDIARY	CCM Series, LLC	13-1624203	SUBSIDIARY	Dionysus Properties, LLC (continued)		
JWL Properties, Inc.	13-3371278	SUBSIDIARY	CCAP Fund 6 - 2015, L.P.	47-4069196	SUBSIDIARY	Silverado Winegrowers Holdings, LLC	43-3997217	SUBSIDIARY
T-Investment Properties Corp.	13-3550737	SUBSIDIARY	CCAP Fund 6 - 2016, L.P.	81-1205888	SUBSIDIARY	Silverado Winegrowers LLC	68-0443927	SUBSIDIARY
TCPC Associates, LLC	16-1735872	SUBSIDIARY	CCAP Fund 6 - 2017, L.P.	81-4732595	SUBSIDIARY	Alta Loma Vineyard, LLC	94-3357571	SUBSIDIARY
TIAA Gemini Office, LLC	20-8218167	SUBSIDIARY	CCAP Fund 6 - 2018, L.P.	82-3167398	SUBSIDIARY	Oak Knoll Napa Vineyards, LLC	94-3312405	SUBSIDIARY
730 Data Centers, LLC	81-3091169	SUBSIDIARY	CCAP Fund 8 - 2015, L.P.	47-4079472	SUBSIDIARY	Silverado Suscol, LLC	91-1806950	SUBSIDIARY
730 Aviator, LLC	82-0793232	SUBSIDIARY	CCAP Fund 8 - 2016, L.P.	81-1212188	SUBSIDIARY	SWG Paso Vineyard, LLC	45-4820104	SUBSIDIARY
730 Databridge, LLC	81-3106043	SUBSIDIARY	CCAP Fund 8 - 2017, L.P.	81-3718876	SUBSIDIARY	Distressed Opportunities Fund, L.P.	26-3561447	SUBSIDIARY
730 Power Development, LLC	47-2616735	SUBSIDIARY	CCAP Fund 8 - 2018, L.P.	82-3182368	SUBSIDIARY	DWM Inclusive Finance Equity Fund II		AFFILIATE
730 Carroll, LLC	47-2622825	SUBSIDIARY	CCAP Fund HFD, L.P.	81-0821374	SUBSIDIARY	DYCAP Fund GE, L.P.	99-0980879	SUBSIDIARY
730 Cricket, LLC	81-2580089	SUBSIDIARY	CCAP Fund MRA, L.P.	81-0801804	SUBSIDIARY	Enterprise Homes Preservation Fund, LLC		SUBSIDIARY
730 Westlands, LLC	81-2580089	SUBSIDIARY	CCAP Fund PDS, L.P.	81-0813037	SUBSIDIARY	Envisage Information Systems, LLC	04-3718449	SUBSIDIARY
730 Telecom LLC	47-5363027	SUBSIDIARY	CCM Series 2, LLC	13-1624203	SUBSIDIARY	EPP LFG I, LLC	30-0701953	AFFILIATE
730 Texas Forest Holdings, Inc.	13-4042885	SUBSIDIARY	CCAP Fund FI, L.P.	81-0753491	SUBSIDIARY	Global Real Estate Debt Partners - Fund I (UK)		SUBSIDIARY
730 Texas Timberlands II, Ltd.	51-0494351	SUBSIDIARY	Ceres Agricultural Properties, LLC	56-2672630	SUBSIDIARY	Global Real Estate Debt Partners - Fund II (UK) SCSp		(22)
730 Texas Timberlands, Ltd.	13-4042888	SUBSIDIARY	Premiere Agricultural Properties, LLC	37-1555322	SUBSIDIARY	GREDDP II Holding S.a.r.l		SUBSIDIARY
730 Texas Timberlands II, Ltd.	51-0494351	SUBSIDIARY	Loma del Rio Vineyards, LLC	80-0843991	SUBSIDIARY	GREDDP II Lending Limited		SUBSIDIARY
TIAA Timberlands I, LLC	13-4040842	SUBSIDIARY	Premiere Columbia Properties, LLC	36-4620107	SUBSIDIARY	Gresham CMS Fund, LLC	20-1930384	SUBSIDIARY
730 Texas Timberlands, Ltd.	13-4042888	SUBSIDIARY	Premiere Farm Properties, LLC	30-0449681	SUBSIDIARY	GreshamQuant ACAR Fund LLC	32-0509812	SUBSIDIARY
TIAA Timberlands II, LLC	13-4085431	SUBSIDIARY	Demeter Agricultural Properties II, LLC	26-3484719	SUBSIDIARY	Growth Capital Fund I, L.P.	81-0737062	SUBSIDIARY
Active Extension Fund III, LLC	26-1870966	SUBSIDIARY	International Agricultural Investors, LLC	26-0352203	SUBSIDIARY	Infra Alpha, LLC	27-4149157	SUBSIDIARY
Actoil, LLC	38-3847245	SUBSIDIARY	IAI Australia Trust		SUBSIDIARY	Inception Partners IV, LP	46-2031403	AFFILIATE
Almond Processors, LLC	45-2285816	SUBSIDIARY	IAI USA, LLC	26-0460488	SUBSIDIARY	Inception Partners V, LP	46-2062147	AFFILIATE
ASC Holdings, LLC		AFFILIATE	International Agricultural Investors Fund II, LLC	26-2745365	SUBSIDIARY	Infra Alpha, LLC	27-4149157	SUBSIDIARY
Broadleaf Timberland Investments, LLC	46-1952974	SUBSIDIARY	IAI Australia Fund II, Pty., Ltd.		SUBSIDIARY	EMG Investments, LLC	27-3900641	AFFILIATE
Quercus Forestland Account, LLC	26-4647417	SUBSIDIARY	IAI Australia Fund II Trust		SUBSIDIARY	Lewis & Clark Timberlands, LLC	47-4169877	SUBSIDIARY
Quercus Panama, LLC		SUBSIDIARY	IAI USA Fund II, LLC	26-2747755	SUBSIDIARY	L&C Log Co, LLC	47-4187541	SUBSIDIARY
Quercus Algoma Corporation		SUBSIDIARY	Churchill Middle Market CLO IV Ltd.	98-1402136	AFFILIATE	L&C Tree Farms, LLC	47-4196668	SUBSIDIARY
Quercus Algoma Land Corporation		SUBSIDIARY	Churchill Middle Market SLO Fund, LP		SUBSIDIARY	L&C TRS LLC	47-5300478	SUBSIDIARY
Quercus West Virginia, LLC	46-2916514	SUBSIDIARY	Demeter Agricultural Properties, LLC	26-3049305	SUBSIDIARY	Liberty M & R SPV II, LP	27-2007833	SUBSIDIARY
Casa Student Housing Fund Holdings, LLC	47-2167228	SUBSIDIARY	Mansilla Participacoes LTDA		SUBSIDIARY	Mansilla Participacoes LTDA		SUBSIDIARY
Shf-33d North Apts, LLC	47-3994280	SUBSIDIARY	Dionysus Properties, LLC	45-2632248	SUBSIDIARY	Nova Amaralina S.A. Propriedades Agricolas		AFFILIATE
Shf-Millennium One Apts, LLC	47-4155469	SUBSIDIARY	Silverado Premium Properties, LLC	94-3306131	SUBSIDIARY	Nova Agricola Ponte Alta S.A.		AFFILIATE
Shf-The Rocks Apts, LLC	81-2450195	SUBSIDIARY	Chalk Ridge Vineyard, LLC	75-3025596	SUBSIDIARY	Nova Santa Barbara Agricola S.A.		AFFILIATE
PEP-TH CASA Student Housing, LLC	47-4556810	SUBSIDIARY	Hobson Avenue Vineyard, LLC	20-3964695	SUBSIDIARY	Terras da Ponte Alta S.A.		AFFILIATE
CSHF-PEP Purdue LLC	47-4455303	SUBSIDIARY	Marsino Vineyard, LLC	26-1542713	SUBSIDIARY	Proud Participacoes S.A.		AFFILIATE
CSHF-PEP USF LLC	30-0965548	SUBSIDIARY	Silverado Los Alamos Vineyards, LLC	20-2103733	SUBSIDIARY	Vale De Ponte Alta S.A.		AFFILIATE
			Silverado Sonoma Vineyard, LLC	20-2103738	SUBSIDIARY	Bioinvestments Negocios e Participacoes		AFFILIATE
			SPP Napa Vineyards, LLC	68-0466083	SUBSIDIARY	Aguas de Ponte Alta S.A.		AFFILIATE
			Stanly Ranch Vineyards, LLC	94-3361818	SUBSIDIARY	Silva Fund, LLC	20-2490906	SUBSIDIARY
			Suscol Mountain Vineyards, LLC	26-3774024	SUBSIDIARY	M/Vest Corporation	47-0902011	SUBSIDIARY

(18) 730 Texas Timberlands II, Ltd. is ultimately controlled and owned entirely by TIAA, which directly owns 99.5%. 730 Texas Forest Holdings, Inc., which is owned 100% by TIAA, owns .5%.

(19) 730 Texas Timberlands, Ltd. is ultimately controlled and owned entirely by TIAA, with 99.5% owned by TIAA Timberlands I, LLC and .5% owned by 730 Texas Forest Holdings, Inc.

(20) Loma del Rio Vineyards, LLC is ultimately controlled and owned entirely by TIAA, with 45% owned by Premiere Agricultural Properties, LLC and 55% owned by Global Ag Properties USA, LLC.

(21) Mansilla Participacoes LTDA is ultimately controlled and owned entirely by TIAA, which directly owns 99.9%. Demeter Agricultural Properties, LLC, which is owned 100% by TIAA, owns 0.1%.

(22) Global Real Estate Debt Partners - Fund I (UK) is controlled by TIAA, which owns 36.3%. T-C Lux Investments Special Limited Partnership, which is 100% owned by TIAA, also owns 36.3%.

(12) Global Real Estate Debt Partners - Fund II (UK) SCSp is ultimately controlled by TIAA, with 18.75% owned by TIAA and 0.5% owned by Nuveen Real Estate Debt Partners II (GP) S.a.r.l.

STATEMENT AS OF JUNE 30, 2018 OF THE TIAA-CREF LIFE INSURANCE COMPANY

SCHEDULE Y - INFORMATION CONCERNING ACTIVITIES OF INSURER MEMBERS OF A HOLDING COMPANY GROUP

PART 1 - ORGANIZATIONAL CHART

LISTING 3 (CONTINUED):

COMPANY	FEIN	RELATIONSHIP	COMPANY	FEIN	RELATIONSHIP	COMPANY	FEIN	RELATIONSHIP
ND Properties, Inc.	11-3034756	SUBSIDIARY	ND Properties, Inc. (continued)			ND Properties, Inc. (continued)		
Norteshopping Retail and Leisure Centre BV		SUBSIDIARY	HV Properties S.a.r.l.		SUBSIDIARY	T-C Savier Street Flats LLC	47-2532161	SUBSIDIARY
Norteshopping - Centro Commercial, S.A		SUBSIDIARY	HV Freehold S.a.r.l.		SUBSIDIARY	T-C State House on Congress Apartments LLC	27-4180357	SUBSIDIARY
TIAA Stafford-Harrison LLC	11-3034756	SUBSIDIARY	KS Freehold S.a.r.l.		SUBSIDIARY	T-C Stonecrest LLC	14-2005711	SUBSIDIARY
ND Europe S.a.r.l.		SUBSIDIARY	Cityhold Participations S.a.r.l.		SUBSIDIARY	T-C Trio Apartments LLC	45-2892182	SUBSIDIARY
ND Europe Office Holding S.a.r.l.		SUBSIDIARY	SMA Investment S.a.r.l.		SUBSIDIARY	TCPF 300 SW 27 LLC	81-3629374	SUBSIDIARY
Cityhold Nympe S.a.r.l.		SUBSIDIARY	TIAA Lux 9 S.a.r.l.		SUBSIDIARY	U.S. Cities Industrial Fund LP	81-3738136	SUBSIDIARY
Cityhold Propco 11 S.a.r.l.		SUBSIDIARY	SAS Malachite		SUBSIDIARY	U.S. Cities Industrial Fund REIT LLC	81-3681230	SUBSIDIARY
Cityhold Euro S.a.r.l.		SUBSIDIARY	SNC Garnet-TIAA		SUBSIDIARY	U.S. Cities Industrial Fund Operating GP LLC	81-3671343	SUBSIDIARY
Cityhold Office Partnership S.a.r.l.		SUBSIDIARY	SNC La Des		SUBSIDIARY	U.S. Cities Industrial Fund Operating GP LLC	81-3757117	SUBSIDIARY
Cityhold Iconic Holding SAS		SUBSIDIARY	SNC Lazuli		SUBSIDIARY	T-C Business Parkway LLC	30-0977024	SUBSIDIARY
Cityhold Iconic Hotel SNC		SUBSIDIARY	SNC Peridot		SUBSIDIARY	T-C Gorman Road LLC	37-1853906	SUBSIDIARY
Cityhold Iconic Office SCI		SUBSIDIARY	T-C Neuperlach Development S.a.r.l.		SUBSIDIARY	T-C Hermosa Avenue LLC	36-4863777	SUBSIDIARY
Cityhold Iconic Retail SNC		SUBSIDIARY	T-C Pep Holding S.a.r.l.		SUBSIDIARY	T-C Lakewood Corporate Center LLC	35-2589556	SUBSIDIARY
Cityhold Iconic Youth Hostel SNC		SUBSIDIARY	T-C Pep Property S.a.r.l.		SUBSIDIARY	T-C Miraloma Avenue LLC		SUBSIDIARY
Cityhold Nympe S.a.r.l.		SUBSIDIARY	T-C Pep Asset S.a.r.l.		SUBSIDIARY	U.S. Cities Multifamily Fund LP	81-3765537	SUBSIDIARY
Cityhold Propco 6 S.a.r.l.		SUBSIDIARY	Villabe SAS		SUBSIDIARY	U.S. Cities Multifamily Fund REIT LLC	81-3870674	SUBSIDIARY
Cityhold Iconic Hotel OPOCO SAS		SUBSIDIARY	Des Brateaux SARL		SUBSIDIARY	U.S. Cities Multifamily Fund Operating GP LLC	81-3716920	SUBSIDIARY
Cityhold Iconic Investment S.a.r.l.		SUBSIDIARY	Bruyeres I SAS		SUBSIDIARY	U.S. Cities Multifamily Fund Operating GP LLC	81-3794611	SUBSIDIARY
Cityhold Propco 9 S.a.r.l.		SUBSIDIARY	Olympe Holding SARL		SUBSIDIARY	U.S. Cities Office Fund LP	81-3814378	SUBSIDIARY
SAS Roosevelt		SUBSIDIARY	Servin EURL		SUBSIDIARY	U.S. Cities Office Fund Operating GP LLC	81-3881522	SUBSIDIARY
SNC Roosevelt		SUBSIDIARY	Bruyeres II SAS		SUBSIDIARY	U.S. Cities Office Fund Operating GP LLC	81-3839479	SUBSIDIARY
Roosevelt Participation S.a.r.l.		SUBSIDIARY	Servin Holding SARL		SUBSIDIARY	U.S. Cities Office Fund Operating LP	81-3839479	SUBSIDIARY
SNC Roosevelt		SUBSIDIARY	TIAA Lux 11 S.a.r.l.		SUBSIDIARY	Servin EURL	47-4841790	SUBSIDIARY
154 Rue De L'Universite SAS		SUBSIDIARY	Gropius Passagen Verwaltungs GmbH		SUBSIDIARY	T-C Ridgepointe Corporate Center LLC	30-0977037	SUBSIDIARY
154 Rue De L'Universite S.a.r.l.		SUBSIDIARY	Gropius Passagen GmbH & Co KG		SUBSIDIARY	T-C Township 14 LLC	38-4031398	SUBSIDIARY
Courcelles 70 SAS		SUBSIDIARY	Gropius Passagen GmbH & Co KG		SUBSIDIARY	T-C World Trade Center North LLC	35-2589573	SUBSIDIARY
Cityhold Euro S.a.r.l.		SUBSIDIARY	Gropius S.a.r.l.		SUBSIDIARY	U.S. Cities Retail CPF Fund LP	81-3437405	SUBSIDIARY
Cityhold Propco 7 S.a.r.l.		SUBSIDIARY	Gropius Passagen GmbH & Co KG		SUBSIDIARY	U.S. Cities Retail CPF Fund REIT LLC	81-3573421	SUBSIDIARY
Cityhold Propco 10 S.a.r.l.		SUBSIDIARY	TIAA Lux 5 S.a.r.l.		SUBSIDIARY	CPF/UIR Joint Venture TRS LLC	81-3925904	SUBSIDIARY
Cityhold Propco 12 S.a.r.l.		SUBSIDIARY	Erlangen Arcaden GmbH & Co. KG		SUBSIDIARY	U.S. Cities Retail CPF Fund Operating GP LLC	81-3578259	SUBSIDIARY
Redevelopment Property II B.V.		SUBSIDIARY	Erlangen Arcaden GmbH & Co. KG		SUBSIDIARY	CPF/UIR JV Member LLC	81-2914954	SUBSIDIARY
Cityhold Sterling S.a.r.l.		SUBSIDIARY	U.S. Cities Fund, LP	20-1371171	SUBSIDIARY	CPF/UIR Joint Venture LLC	81-2928112	SUBSIDIARY
Cityhold UK Holding S.a.r.l.		SUBSIDIARY	U.S. Cities Fund REIT, LLC	20-1371379	SUBSIDIARY	CPF 636 Sixth Avenue LLC	81-2955427	SUBSIDIARY
Cityhold UK Investment S.a.r.l.		SUBSIDIARY	T-C Coronado LLC	81-2193218	SUBSIDIARY	T-C 636 Sixth Avenue Retail LLC	47-2264739	SUBSIDIARY
London Belgrave Unit Trust		SUBSIDIARY	U.S. Cities Fund Operating GP, LLC	20-1364650	SUBSIDIARY	CPF 856 Market Street LLC	81-2982618	SUBSIDIARY
New Fetter Lane Unit Trust		SUBSIDIARY	U.S. Cities Fund Operating, LP	20-1371235	SUBSIDIARY	CPF 1511 Third Avenue LLC	81-2973332	SUBSIDIARY
60 Great Portland Street Unit Trust		SUBSIDIARY	T-C 40 Broad Street LLC	45-3755756	SUBSIDIARY	T-C 1608 Chestnut General Partner LLC		SUBSIDIARY
70 St Mary Axe Unit Trust		SUBSIDIARY	T-C 3333 Wisconsin Avenue LLC	45-4768909	SUBSIDIARY	1608 Chestnut Partners LP		SUBSIDIARY
London Belgrave Unit Trust		SUBSIDIARY	T-C Ellington LLC	45-2612359	SUBSIDIARY	T-C 1608 Chestnut Limited Partner LLC		SUBSIDIARY
CLOF Victoria Nominee 1 Limited		SUBSIDIARY	T-C Falls Center Townhouses LLC	46-5061808	SUBSIDIARY	T-C Potomac Promenade LLC	27-4116676	SUBSIDIARY
CLOF Victoria Nominee 2 Limited		SUBSIDIARY	T-C King Street Station LLC	26-1700245	SUBSIDIARY	T-C Roosevelt Square LLC	26-1963207	SUBSIDIARY
New Fetter Lane Unit Trust		SUBSIDIARY	T-C Newbury Common LLC	27-3760906	SUBSIDIARY	TCAM Core Prop Fund REIT 2 LLC	47-4935916	SUBSIDIARY
60 Great Portland Street Unit Trust		SUBSIDIARY	T-C Park 19 LLC	47-2474310	SUBSIDIARY	T-C 51 Sleeper Street LLC	47-4016470	SUBSIDIARY
SMA Holding S.a.r.l.		SUBSIDIARY	T-C Park 19 LLC	47-2474310	SUBSIDIARY			
70 St Mary Axe Unit Trust		SUBSIDIARY						

(23) Cityhold Nympe S.a.r.l. (Nympe) is ultimately controlled by TIAA via a 50% ownership of Cityhold Office Partnership S.a.r.l., which owns 88% of Nympe, and 6% owned by wholly-owned ND Europe Office Holding S.a.r.l.

(24) Cityhold Euro S.a.r.l. (CES) is ultimately controlled by TIAA via a 50% ownership of Cityhold Propco 9 S.a.r.l., which owns 88% of CES, and 6% owned by wholly-owned ND Europe Office Holding S.a.r.l.

(25) SNC Roosevelt is ultimately controlled by TIAA via a 50% ownership of Cityhold Propco 9 S.a.r.l., which owns SAS Roosevelt (99.99% of SNC Roosevelt) and Roosevelt Participation S.a.r.l. (0.01%).

(26) London Belgrave Unit Trust (LBUT) is ultimately controlled by TIAA via a 50% ownership of Cityhold Office Partnership S.a.r.l., which owns Cityhold UK Holding S.a.r.l. (99.8% of LBUT) and Cityhold UK Investment S.a.r.l. (0.2%).

(27) New Fetter Lane Unit Trust (NFLUT) is ultimately controlled by TIAA via a 50% ownership of Cityhold Office Partnership S.a.r.l., which owns Cityhold UK Holding S.a.r.l. (99.9% of NFLUT) and Cityhold UK Investment S.a.r.l. (0.1%).

(28) 60 Great Portland Street Unit Trust (60GPS) is ultimately controlled by TIAA via a 50% ownership of Cityhold Office Partnership S.a.r.l., which owns Cityhold UK Holding S.a.r.l. (99.4% of 60GPS) and Cityhold UK Investment S.a.r.l. (0.6%).

(29) 70 St. Mary Axe Unit Trust (SMAUT) is ultimately controlled by TIAA via a 50% ownership of Cityhold Office Partnership S.a.r.l., which owns SMA Holding S.a.r.l. (99.9% of SMAUT) and Cityhold UK Investment S.a.r.l. (0.1%).

(30) Gropius Passagen GmbH & Co KG is controlled by TIAA, and partially owned by Gropius S.a.r.l., which owns 99.8% and TIAA Lux 11 S.a.r.l. which owns 0.16%.

(31) Erlangen Arcaden GmbH & Co. KG is controlled by TIAA, and partially owned by TIAA Lux 5 S.a.r.l., which owns 94.9% and Erlangen Arcaden Verwaltungen GmbH which owns 5.1%.

(13) U.S. Cities Fund, LP is controlled by TIAA, and partially owned indirectly by ND Properties, Inc., which owns 26.7%, and U.S. Cities Fund GP, LLC, which owns less than .01%.

(32) 1608 Chestnut Partners LP is ultimately controlled by TIAA, with 99% owned by T-C 1608 Chestnut Limited Partner LLC and 1% owned by T-C 1608 Chestnut General Partner LLC.

STATEMENT AS OF JUNE 30, 2018 OF THE TIAA-CREF LIFE INSURANCE COMPANY

SCHEDULE Y - INFORMATION CONCERNING ACTIVITIES OF INSURER MEMBERS OF A HOLDING COMPANY GROUP

PART 1 - ORGANIZATIONAL CHART

LISTING 3 (CONTINUED):

COMPANY	FEIN	RELATIONSHIP
Occator Agricultural Properties, LLC	26-4750562	SUBSIDIARY
AGR Agricultural Investments, LLC	46-1768969	SUBSIDIARY
Ridley Corporation Limited		AFFILIATE
Mandala Food Co-Investment Holdings II SPV		SUBSIDIARY
Materra, LLC	45-1125143	AFFILIATE
Teays River Investments, LLC	26-4621336	AFFILIATE
Oleum Holding Company, Inc	26-4248579	SUBSIDIARY
Polar Star Canadian Oil and Gas Holding, Inc.		SUBSIDIARY
Adastra Management, Inc.		SUBSIDIARY
Nova Star Oil and Gas Inc.		SUBSIDIARY
Polar Star Canadian Oil and Gas, Inc.		SUBSIDIARY
Pinnacle Third Avenue, LP	26-3821015	AFFILIATE
Primary Residential Individual Mortgage Entity Trust	81-6646838	SUBSIDIARY
Renewable Timber Europe, LLC	45-2792614	SUBSIDIARY
Renewable Timber Netherlands B.V.		SUBSIDIARY
Topola Lasy Spolka z.o.o.		SUBSIDIARY
Renewable Timber Resources, LLC	61-1640765	SUBSIDIARY
Forestal y Agrícola Silvoligna Chile Limitada		SUBSIDIARY
RT Tri-State LLC	11-3564797	AFFILIATE
Siguler Guff Third Avenue, L.P.	03-0543113	SUBSIDIARY
Social Infra, LLC		SUBSIDIARY
T-C 101 Miller Street Holding Company LLC	47-2092098	SUBSIDIARY
T-C 101 Miller Street LLC	47-2081462	SUBSIDIARY
T-C 20 Hunter Street (AUS) Pty Investment AB	61-1754745	SUBSIDIARY
T-C 20 Hunter Street (US), LLC	46-3922951	SUBSIDIARY
T-C 400 Montgomery, LLC	81-2525521	SUBSIDIARY
400 Montgomery Investors, LLC		SUBSIDIARY
T-C 685 Third Avenue Member, LLC	27-4123754	SUBSIDIARY
T-C 685 Third Avenue Venture, LLC	27-3835063	SUBSIDIARY
T-C 685 Third Avenue, LLC	27-3095569	SUBSIDIARY
T-C 685 Third Avenue Mezzanine LLC	47-2986461	SUBSIDIARY
T-C 699 Bourke Street LLC	46-4969690	SUBSIDIARY
T-C Australia RE Holdings I, LLC	81-2490530	SUBSIDIARY
T-C Australia RE Holdings II, LLC	81-2506975	SUBSIDIARY
TIAA Australia Real Estate Trust		SUBSIDIARY
T-C 20 Hunter Street (AUS) Trust		SUBSIDIARY
TIAA Melbourne Retail Holding 1 Trust		SUBSIDIARY
TGA Miller Street Trust		SUBSIDIARY
TIAA Melbourne Retail Holding 1 Trust		SUBSIDIARY
TIAA Melbourne Retail Asset 1 Trust		SUBSIDIARY
T-C Europe Holding	47-2363168	SUBSIDIARY
T-C Europe LP	47-2369576	SUBSIDIARY
T-C Europe LP	47-2369576	SUBSIDIARY
T-C Europe S.à r.l.		SUBSIDIARY
Nightingale LuxCo S.à r.l.		SUBSIDIARY
T-C Nordics Investment AB		SUBSIDIARY
Sweden Nova Lund 1 AB		SUBSIDIARY
Sweden Nova Lund 2 AB		SUBSIDIARY

COMPANY	FEIN	RELATIONSHIP
T-C Europe, LP (continued)		
T-C Luxembourg Neptune Holdings S.à r.l.		SUBSIDIARY
T-C Neptune Holdings S. à r.l.		SUBSIDIARY
Neptune Property Venture S.à r.l.		SUBSIDIARY
Neptune Polish Property Venture BV		SUBSIDIARY
Neptune Krakow SP, z.o.o.		SUBSIDIARY
Neptune Annapol SP, z.o.o.		SUBSIDIARY
Neptune Poznan SP, z.o.o.		SUBSIDIARY
Neptune Holding Spain, S.L.		SUBSIDIARY
Neptune OPCI SAS		SUBSIDIARY
Roppenheim Holding SAS		SUBSIDIARY
Roppenheim Outlet SNC		SUBSIDIARY
Neptune Polish HoldCo 2 B.V.		SUBSIDIARY
Neptune Ursus SP, z.o.o.		SUBSIDIARY
Neptune Roppenheim Holding S.à r.l.		SUBSIDIARY
Roppenheim Outlet SNC		SUBSIDIARY
Neptune Vicolungo I S.r.l.		SUBSIDIARY
Castel Gueffo I SRL		SUBSIDIARY
Neptune Madrid Holdco S.L.		SUBSIDIARY
Neptune Getafe Proppo S.L.		SUBSIDIARY
Neptune San Sebastian Outlet S.L.		SUBSIDIARY
Neptune Las Rozas Outlet S.L.		SUBSIDIARY
T-C GA Real Estate Holdings, LLC	45-2877772	SUBSIDIARY
8 Spruce Street GA Investor, LLC	46-0959792	SUBSIDIARY
FC 8 Spruce Holdings, LLC	46-1403221	AFFILIATE
FC 8 Spruce Street Residential, LLC		AFFILIATE
Nuveen Global Cities REIT, Inc.	82-1419222	SUBSIDIARY
Nuveen Global Cities REIT LP, LLC	82-1502883	SUBSIDIARY
Nuveen Global Cities REIT OP, LP	82-1507998	SUBSIDIARY
NR 844 North LLC	82-3527067	SUBSIDIARY
NR Devoor Hills LLC	82-5519657	SUBSIDIARY
NR Denver Industrial Portfolio LLC	82-3539243	SUBSIDIARY
NR ECF Investor Ltd.		SUBSIDIARY
NR Kirkland Crossing LLC	82-3556058	SUBSIDIARY
T-C 2 Herald Square Member LLC	47-1535030	SUBSIDIARY
T-C 2 Herald Square Venture LLC	47-1650509	SUBSIDIARY
T-C 2 Herald Square Owner LLC	47-1488131	SUBSIDIARY
T-C 1101 Pennsylvania Avenue LLC	27-2952349	SUBSIDIARY
T-C 1101 Pennsylvania Avenue Owner LLC	27-2952860	SUBSIDIARY
T-C 33 Arch Street Member, LLC	46-1851206	SUBSIDIARY
T-C 33 Arch Street Venture, LLC	46-1805501	SUBSIDIARY
T-C 33 Arch Street, LLC	45-2792699	SUBSIDIARY
T-C 470 Park Avenue South Venture LLC	46-1754709	SUBSIDIARY
T-C 470 Park Avenue South Venture LLC	46-1744112	SUBSIDIARY
T-C 470 Park Avenue South Owner LLC	46-1754243	SUBSIDIARY

COMPANY	FEIN	RELATIONSHIP
T-C GA Real Estate Holdings, LLC (continued)		
T-C 475 Fifth Avenue Member, LLC	46-1828055	SUBSIDIARY
T-C 475 Fifth Avenue Venture LLC	46-1839003	SUBSIDIARY
T-C 475 Fifth Avenue, LLC	45-3229803	SUBSIDIARY
T-C 800 17th Street NW Member LLC	47-2189075	SUBSIDIARY
T-C 800 17th Street NW Venture LLC	47-2118640	SUBSIDIARY
T-C 800 17th Street NW Owner LLC	47-2069910	SUBSIDIARY
T-C 888 Brannan Member LLC	47-4665824	SUBSIDIARY
T-C 888 Brannan Venture LLC	47-4684031	SUBSIDIARY
T-C 888 Brannan Owner LLC	47-4674147	SUBSIDIARY
T-C 888 Brannan TRS, LLC	47-5605380	SUBSIDIARY
T-C 2300 Broadway, LLC	45-3479701	SUBSIDIARY
T-C Aspira LLC	46-1220681	SUBSIDIARY
T-C Franklin Square Member, LLC	46-1791581	SUBSIDIARY
T-C Franklin Square Venture LLC	46-1794486	SUBSIDIARY
TIAA Franklin Square, LLC	26-0011770	SUBSIDIARY
T-C Hall of States Member LLC	47-2023405	SUBSIDIARY
T-C Hall of States Venture LLC	47-2043468	SUBSIDIARY
T-C Hall of States Owner LLC	47-2034237	SUBSIDIARY
T-C Kings Crossing, LLC	45-4045658	SUBSIDIARY
T-C Legacy Place Member, LLC	46-1120016	SUBSIDIARY
Legacy Place Associates, LLC	46-0876833	SUBSIDIARY
Legacy Place Properties, LLC		SUBSIDIARY
T-C Republic Square Venture LLC	47-2930922	SUBSIDIARY
T-C Republic Square REIT LLC	47-3003681	SUBSIDIARY
T-C Republic Square Mezzanine LLC	47-3091198	SUBSIDIARY
T-C Republic Square Owner LLC	47-2793452	SUBSIDIARY
The Flats Holding Company LLC	47-1379500	SUBSIDIARY
The Flats 130 DC Residential LLC	47-1347366	SUBSIDIARY
The Flats 140 DC Residential LLC	47-1363564	SUBSIDIARY
T-C JK I, LLC	46-4567368	SUBSIDIARY
Adeoti Empreendimentos Imobiliários Ltda		SUBSIDIARY
T-C JK II, LLC	46-4587620	SUBSIDIARY
Adeoti Empreendimentos Imobiliários Ltda		SUBSIDIARY
NR Tacara at Steiner Venture LLC	47-4095803	SUBSIDIARY
T-C Lux Fund Holdings LLC		SUBSIDIARY
T-C Lux Investments Special Limited Partnership		SUBSIDIARY
European Cities Partnership SCSp		AFFILIATE
Global Real Estate Debt Partners – Fund I (UK)		SUBSIDIARY
T-C MV Member LLC	81-4583865	SUBSIDIARY
T-C Mt. Ommaney Centre Holding Company LLC	47-1954609	SUBSIDIARY
T-C Mt. Ommaney Centre LLC	47-1828871	SUBSIDIARY
T-C Permian Investor LLC	82-1023309	SUBSIDIARY
T-C SMA I, LLC	46-1754709	SUBSIDIARY
T-C SBMC Joint Venture LLC	46-3007720	SUBSIDIARY
T-C SMA I, LLC	20-8309587	SUBSIDIARY
CPPIB-TIAA US Real Property Fund LP	20-8309587	SUBSIDIARY
CPPIB-TIAA US Real Property Fund LP	20-8309597	SUBSIDIARY
C-T REIT, LLC	20-8309597	SUBSIDIARY
C-T Shenandoah, LLC	20-8309622	SUBSIDIARY

(33) T-C Europe LP is ultimately controlled and owned entirely by TIAA, with 99% owned by TIAA and 1% owned by T-C Europe Holding, Inc.

(34) Roppenheim Outlet SNC (ROSNC) is ultimately controlled by TIAA via a 61.6% ownership of Neptune Property Venture S.à r.l., which owns Roppenheim Holding SAS (99.99% of ROSNC) Neptune Roppenheim Holding S.à r.l. (0.01%).

(35) Adeoti Empreendimentos Imobiliários Ltda is ultimately controlled and owned entirely by TIAA, with 51% of ownership with T-C JK I, LLC and 49% of ownership with T-C JK II, LLC

(11) European Cities Partnership SCSp is owned 31.9% by T-C Lux Investments Special Limited Partnership and 1% by European Cities Partnership (GP) S.a.r.l.

(22) Global Real Estate Debt Partners – Fund I (UK) is controlled by TIAA, which owns 36.3%. T-C Lux Investments Special Limited Partnership, which is 100% owned by TIAA, owns 36.3%.

(36) CPPIB-TIAA US Real Property Fund LP is controlled by TIAA, which owns 50%. T-C SMA I, LLC, which is 100% owned by TIAA, is the General Partner and owns 1%.

STATEMENT AS OF JUNE 30, 2018 OF THE TIAA-CREF LIFE INSURANCE COMPANY

SCHEDULE Y - INFORMATION CONCERNING ACTIVITIES OF INSURER MEMBERS OF A HOLDING COMPANY GROUP
PART 1 - ORGANIZATIONAL CHART

LISTING 3 (CONTINUED):

COMPANY	FEIN	RELATIONSHIP	COMPANY	FEIN	RELATIONSHIP	COMPANY	FEIN	RELATIONSHIP
T-C SMA 2, LLC	36-4620008	SUBSIDIARY	T-C Waterford Blue Lagoon General Partner, LLC	47-5379777	SUBSIDIARY	TEFF Holdco LLC	81-2146865	SUBSIDIARY
PennMuni-TIAA U.S. Real Estate Fund, LLC	36-4619998	SUBSIDIARY	Waterford Blue Lagoon LP	47-5392075	SUBSIDIARY (38)	TIAA European Farmland Fund GP LP	98-1310748	SUBSIDIARY (4)
T-C 526 Route 46 LLC	47-1508630	SUBSIDIARY	T-C Waterford Blue Lagoon, LLC	47-5375805	SUBSIDIARY	TIAA European Farmland Fund LP	98-1310748	SUBSIDIARY
T-C Barton Springs LLC	26-2762767	SUBSIDIARY	Waterford Blue Lagoon LP	47-5392075	SUBSIDIARY (38)	TEFF Holding S a r l		SUBSIDIARY
T-C Century Plaza LLC	26-2719700	SUBSIDIARY	Westland At Waterford REIT General Partner LLC	81-0779617	SUBSIDIARY	TEFF Investments B.V.		SUBSIDIARY
T-C Copley LLC	47-2569491	SUBSIDIARY	Westland At Waterford REIT LP	47-5321319	SUBSIDIARY	Dangro Invest SA		SUBSIDIARY
T-C Des Peres Corners LLC	27-4023559	SUBSIDIARY	Westland At Waterford General Partner LLC	47-5635267	SUBSIDIARY	AGRA Spolka z o.o.		SUBSIDIARY
T-C Fairway Center II LLC	81-2272411	SUBSIDIARY	Westland At Waterford Operating LP	47-5580924	SUBSIDIARY	AGAT Spolka z o.o.		SUBSIDIARY
T-C RDC, LLC	46-3678318	SUBSIDIARY	Waterford Blue Lagoon REIT General Partner LLC		SUBSIDIARY	AGRAMAX Spolka z o.o.		SUBSIDIARY
T-C Scripps Ranch LLC	45-3525878	SUBSIDIARY	Waterford Blue Lagoon REIT LP	47-5305678	SUBSIDIARY	AGRIFARM Spolka z o.o.		SUBSIDIARY
T-C Shoppes at Monarch Lakes LLC	27-3415834	SUBSIDIARY	5201-5301 Waterford General Partner LLC	47-5642524	SUBSIDIARY	AGRO - DUBLINY SP z o.o.		SUBSIDIARY
T-C Uptown Apartments, LLC	46-4977129	SUBSIDIARY	5201-5301 Waterford Operating LP	47-5541032	SUBSIDIARY	AGROSERVICE Spolka z o.o.		SUBSIDIARY
T-C SMA III, LLC	27-1858182	SUBSIDIARY	5200 Waterford General Partner LLC	47-5672651	SUBSIDIARY	AMAL Spolka z o.o.		SUBSIDIARY
T-C The Edge at Flagler Village, LLC	81-2204918	SUBSIDIARY	5200 Waterford Operating LP	47-5498897	SUBSIDIARY	CISY Spolka z o.o.		SUBSIDIARY
T-C UK RE Holdings I, LLC	81-2676934	SUBSIDIARY	1000 Waterford General Partner LLC	81-0722154	SUBSIDIARY	KOLNO Spolka z o.o.		SUBSIDIARY
T-C UK RE Holdings II, LLC	81-2691474	SUBSIDIARY	1000 Waterford Operating LP	47-5479437	SUBSIDIARY	MILKOWO Sp. Z o.o.		SUBSIDIARY
Thurrock Retail Park Unit Trust		SUBSIDIARY (37)	703 Waterford General Partner LLC	47-5445045	SUBSIDIARY	SEE-AGRO SP z o.o.		SUBSIDIARY
T-C UK RE Holdings III, LLC	81-3299073	SUBSIDIARY	703 Waterford Operating LP	47-5471474	SUBSIDIARY	SATOPY Spolka z o.o.		SUBSIDIARY
Thurrock Retail Park Unit Trust		SUBSIDIARY (37)	701 Waterford General Partner LLC	47-5405436	SUBSIDIARY	Pszenrol SA		SUBSIDIARY
T-C U.S. Super Regional Mall Fund LP	47-3148337	SUBSIDIARY	701 Waterford Operating LP	47-5417563	SUBSIDIARY	AGROLAND Spolka z o.o.		SUBSIDIARY
SRMF Baybrook REIT LLC	83-0977309	SUBSIDIARY	Waterford Core General Partner LLC	81-0733012	SUBSIDIARY	Waterford Core Spolka z o.o.		SUBSIDIARY
SRMF Investors TRS LLC	83-0990258	SUBSIDIARY	Waterford Core Operating LP	47-5587163	SUBSIDIARY	BUDUS Spolka z o.o.		SUBSIDIARY
SRMF Investor Member LLC	83-1015425	SUBSIDIARY	Waterford Core REIT LP	82-2646233	SUBSIDIARY	CIESZYSLAW SP z o.o.		SUBSIDIARY
SRMF La Canterra REIT LLC	83-1046807	SUBSIDIARY	Waterford Core II General Partner LLC	82-2663579	SUBSIDIARY	Waterford Core II Spolka z o.o.		SUBSIDIARY
SRMF La Canterra Investor Member LLC	83-1046807	SUBSIDIARY	Waterford Core II Operating LP	82-2663579	SUBSIDIARY	JASIONNO Spolka z o.o.		SUBSIDIARY
SRMF TMIC REIT LLC	83-1059934	SUBSIDIARY	Waterford Core II General Partner LLC	82-2672297	SUBSIDIARY	ROLA Spolka z o.o.		SUBSIDIARY
SRMF TMIC Investor Member LLC	83-1070532	SUBSIDIARY	TGA FC Investor Member LLC		SUBSIDIARY	ROLPOL Spolka z o.o.		SUBSIDIARY
SRMF Town Square Investor Member LLC	81-4717093	SUBSIDIARY	Fenway Center Holding 1-2, LLC	82-2708488	SUBSIDIARY	ROLZBUD Spolka z o.o.		SUBSIDIARY
SRMF Town Square Venture LLC		SUBSIDIARY	Fenway Center Owner 1-2, LLC	82-2708488	SUBSIDIARY	SOBIERADZ Spolka z o.o.		SUBSIDIARY
SRMF Town Square Owner LLC		SUBSIDIARY	TGA Japan Holdings, LLC	81-3602072	SUBSIDIARY	TELYN SP z o.o.		SUBSIDIARY
T-C Pearl Reit 2 LLC	47-4447657	SUBSIDIARY	TGA Japan Holdings Pte Ltd		SUBSIDIARY	TURKUS SP z o.o.		SUBSIDIARY
TIAA FSB Holdings, Inc.	90-0615674	SUBSIDIARY	TGA Japan GK Holdings Pte Ltd		SUBSIDIARY	TURKUS SP z o.o.		SUBSIDIARY
Everbank Funding, LLC	37-17181179	SUBSIDIARY	TGA Ginza 115 GK		SUBSIDIARY	WALICHNOWY Sp. z o.o.		SUBSIDIARY
TIAA, FSB	59-3531592	SUBSIDIARY	TGA Ginza 115 TMK		SUBSIDIARY (39)	WEZINY SP z o.o.		SUBSIDIARY
AMIC Holding, Inc.	59-3547521	SUBSIDIARY	TGA Ginza 115 Holdings Pte Ltd		SUBSIDIARY	ZIEMROL Spolka z o.o.		SUBSIDIARY
Customerone Financial Network, Inc.	43-1823879	SUBSIDIARY	TGA Ginza 115 TMK		SUBSIDIARY (39)	LOZICE Sp. z o.o.		SUBSIDIARY
Evertrade Direct Brokerage, Inc.	43-1832741	SUBSIDIARY	TGA Ginza 115 ISH		SUBSIDIARY	Adamas SA		SUBSIDIARY
Business Property Lending, Inc.	36-1208070	SUBSIDIARY	TGA MKP Member LLC	82-1169084	SUBSIDIARY	AMBER SP z o.o.		SUBSIDIARY
Elite Lender Services, Inc.	11-3642567	SUBSIDIARY	TGA MKP Venture LLC	82-1198745	SUBSIDIARY	JAROSLAWSKO I SP z o.o.		SUBSIDIARY
Everbank Wealth Management, Inc.	27-3035172	SUBSIDIARY	TGA MKP REIT LLC	82-1187131	SUBSIDIARY	JAROSLAWSKO II SP z o.o.		SUBSIDIARY
Tygris Commercial Financial Group, Inc.	61-1560018	SUBSIDIARY	TGA Montague Investor Member, LLC	81-4232788	SUBSIDIARY	OGARDY SP z o.o.		SUBSIDIARY
Tygris Asset Finance, Inc.	26-2483829	SUBSIDIARY	TGA Montrose Residences Investor Member, LLC	81-3542251	SUBSIDIARY	OGARDY SP z o.o.		SUBSIDIARY
TGA 127-137 Franklin LLC	82-1029593	SUBSIDIARY	The Residences at La Colombe d'Or Investors LLC	81-2872565	SUBSIDIARY	SZAFIR SP z o.o.		SUBSIDIARY
TGA 299 Franklin LLC	81-2769108	SUBSIDIARY	TGA Yorktown Trinity Groves LLC	83-0723201	SUBSIDIARY	TIAA Administrative Services LLC	82-2826183	SUBSIDIARY
TGA 600 College Road LLC	81-3988795	SUBSIDIARY	TGAM Agribusiness Fund Holdings LP	81-1994278	SUBSIDIARY	TIAA CLO I Ltd		SUBSIDIARY
TGA 3851 Granite Way LLC	82-5387735	SUBSIDIARY	The TAP Commodity Builder Fund, L.L.C.	27-4871720	SUBSIDIARY	TIAA CLO II LLC		SUBSIDIARY
TGA 4341 Horizon North Parkway LLC	82-5387735	SUBSIDIARY	The Tap Fund, LLC	20-4410108	SUBSIDIARY	TIAA CLO III Ltd.		SUBSIDIARY
TGA APAC Fund Holdings, LLC	82-2225812	SUBSIDIARY				TIAA CLO III LLC		SUBSIDIARY
TGA Real Estate Fund Holdings, LLC	82-2311300	SUBSIDIARY				TIAA CLO IV Ltd.		SUBSIDIARY
TGA Connections at Athens Investor Member LLC	83-0780652	SUBSIDIARY				TIAA CLO IV LLC		SUBSIDIARY

(37) Thurrock Retail Park Unit Trust is ultimately controlled and owned entirely by TIAA with 99.5% owned by T-C UK RE Holdings III, LLC and 0.5% owned by T-C UK RE Holdings II, LLC.

(38) Waterford Blue Lagoon LP is controlled by TIAA, and partially owned indirectly by T-C Waterford Blue Lagoon LLC, which owns 50%, and T-C Waterford Blue Lagoon General Partner, LLC, which owns 1%.

(39) TGA Ginza 115 TMK is ultimately controlled and owned entirely by TIAA, with 51% owned by TGA Japan GK Holdings Pte Ltd and 49% of owned by TGA Ginza 115 Holdings Pte Ltd.

(4) TIAA European Farmland Fund GP LP is ultimately controlled and owned entirely by TIAA, with 50% owned by Nuveen Alternative Services, LLC and 50% owned by TEFF Holdco LLC

STATEMENT AS OF JUNE 30, 2018 OF THE TIAA-CREF LIFE INSURANCE COMPANY

SCHEDULE Y - INFORMATION CONCERNING ACTIVITIES OF INSURER MEMBERS OF A HOLDING COMPANY GROUP
PART 1 - ORGANIZATIONAL CHART

LISTING 3 (CONTINUED):

COMPANY	FEIN	RELATIONSHIP	COMPANY	FEIN	RELATIONSHIP	COMPANY	FEIN	RELATIONSHIP
TH Real Estate U.S. Strategic Industrial Fund I LP	81-2429791	SUBSIDIARY	TIAA Global Ag Holdco LLC (continued)			TIAA Infrastructure Investments, LLC	45-3479281	SUBSIDIARY
TH Real Estate U.S. Strategic Industrial Fund I Holdings, LLC	81-2410066	SUBSIDIARY	TIAA-CREF Global Agriculture LLC	27-5551341	SUBSIDIARY	730 Parking LLC	81-5307354	SUBSIDIARY
TH Real Estate U.S. Strategic Industrial Fund I OP, LP		SUBSIDIARY	Global AG Properties Australia Pty, Ltd		SUBSIDIARY	730 Interpark, LLC	81-5302296	SUBSIDIARY
SIF 301 Business Center Investor Member LLC	82-3685468	SUBSIDIARY	Global AG Properties Australia Trust		SUBSIDIARY	Aquilla Sonnet LP		AFFILIATE
301 Business Centre, LLC		SUBSIDIARY	Nova Gaia Brasil Participaco Ltda.		SUBSIDIARY	A-30 Canadian Transport Inc.		SUBSIDIARY
Buildings 100, 200, 300 LLC		SUBSIDIARY	Tellus Brasil Participaco S.A.		SUBSIDIARY	1867 Infrastructure Holdings Inc.		SUBSIDIARY
Building 400 LLC		SUBSIDIARY	Terraviva Brasil Participaco Ltda.		SUBSIDIARY	ACS NA30 Holding Inc.		SUBSIDIARY
SIF 60 Chapin Road LLC	82-4088352	SUBSIDIARY	Tellus Brasil Participaco S.A.		SUBSIDIARY	Iridium Nouvelle Autoroute 30 Inc.		SUBSIDIARY
SIF EBP Member LLC	82-3959987	SUBSIDIARY	Agrobio Investimentos e Participações S.A.		SUBSIDIARY	Nouvelle Autoroute 30, s.e.n.c.		SUBSIDIARY
SIF DP EBP Venture LLC	82-3944173	SUBSIDIARY	Corpon Participações S.A.		SUBSIDIARY	TOROEPP II, LLC	30-0701953	AFFILIATE
EBP Owner 1 LLC	82-3913810	SUBSIDIARY	Nova Ibiajara Propriedades Agricolas S.A.		SUBSIDIARY	1595 Toll Road, LLC	38-3857916	SUBSIDIARY
EBP Owner 2 LLC	30-1018623	SUBSIDIARY	Tellus Bahia Propriedades Agricolas Ltda.		SUBSIDIARY	I 595 Express, LLC	26-4139252	SUBSIDIARY
SIF Serrano Business Park Investor Member LLC	82-4165273	SUBSIDIARY	Jatoba Propriedades Agricolas Ltda.		SUBSIDIARY	North American Sustainable Energy Fund, L.P.	46-5279686	SUBSIDIARY
CRPF Bain IV, LLC		SUBSIDIARY	Terra do Sol Propriedades Agricolas S.A.		SUBSIDIARY	McCommas Bluff Holdings LLC		AFFILIATE
SIF Volta Industrial Center LLC	83-0763298	SUBSIDIARY	Terrainvest Propriedades Agricolas S.A.		SUBSIDIARY	Dallas Clean Energy, LLC		AFFILIATE
TIAA CMBS I, LLC	13-4173396	SUBSIDIARY	Tparone Participações S.A.		SUBSIDIARY	Dallas Clean Energy McCommas Bluff, LLC		AFFILIATE
TIAA CMBS I Trust	13-4173396	SUBSIDIARY	Toperone Agricola S.A.		SUBSIDIARY	Energy Power Investment Company, LLC		SUBSIDIARY
TIAA Diamond Investor, LLC	36-4450150	SUBSIDIARY	Tpartwo Participações S.A.		SUBSIDIARY	EPP Renewable Energy, LLC		SUBSIDIARY
TIAA Diversified Public Investments, LLC	47-4570655	SUBSIDIARY	Topertwo Agricola S.A.		SUBSIDIARY	EPP New Jersey Biogas, LLC		SUBSIDIARY
TIAA GBS Holding LLC	81-1241294	SUBSIDIARY	TIAA-CREF Global Agriculture BR, LLC	45-1502187	SUBSIDIARY	EPP New Jersey Solar, LLC		SUBSIDIARY
TIAA GBS Singapore Holding Company Pte. Ltd		SUBSIDIARY	Terraviva Brasil Participaco Ltda.		SUBSIDIARY	North American Sustainable Energy Fund GP, LLC	46-5268451	AFFILIATE
TIAA Global Business Services (India) Private Limited		SUBSIDIARY	Global Agriculture II AIV (US) LLC	47-1083514	SUBSIDIARY	North American Sustainable Energy Manager, LLC	61-1734097	AFFILIATE
TIAA Global Equity Income, LLC	46-2860100	SUBSIDIARY	TIAA-CREF Global Agriculture II LLC	47-0974399	SUBSIDIARY	TIAA Oil and Gas Investments, LLC	45-2665869	SUBSIDIARY
TIAA Global Public Investments, LLC	46-3881813	SUBSIDIARY	Agricola AG II Limitada		SUBSIDIARY	Actoil Bakken, LLC	46-3410649	SUBSIDIARY
TIAA GTR HoldCo, LLC	46-3210500	SUBSIDIARY	Global Ag II FFI LLC	47-3600919	SUBSIDIARY	Triangle Petroleum Corp	98-0430762	AFFILIATE
Global Timber Resources LLC	46-3909387	SUBSIDIARY	Global Ag Properties II Australia Pty, Ltd.		SUBSIDIARY	Actoil Colorado, LLC	46-3373066	SUBSIDIARY
Global Timber SA LLC	46-3899490	SUBSIDIARY	Global AG Properties II Australia Trust		SUBSIDIARY	Great Western Petroleum LLC		AFFILIATE
Global Timber International LLC	98-1206384	SUBSIDIARY	Global AG Properties II New Zealand LP		SUBSIDIARY	Great Western Exploration & Development, Inc.		AFFILIATE
Global Timber Spain, SL		SUBSIDIARY	Helios Brasil Participacoes, Ltda.		SUBSIDIARY	Actoil Utica, LLC	46-3628993	SUBSIDIARY
Forestal Monterrey Colombia SAS		SUBSIDIARY	Iris Brasil Participaco Ltda.		SUBSIDIARY	TIAA Wind Investments, LLC	45-4486211	SUBSIDIARY
Forestal GTR Chile Limitada		SUBSIDIARY	Janus Brasil Participacoes, S.A.		SUBSIDIARY	TIAA Park Evanston, LLC	26-1698274	SUBSIDIARY
Global Timber Resources Colombia S.A.S.		SUBSIDIARY	AGW Empreendimentos e Participações S.A.		SUBSIDIARY	TIAA Realty, LLC	11-3519531	SUBSIDIARY
Monte Fresnos Asociacion Agraria de Responsabilidad LTDA		SUBSIDIARY	Araucaria Propriedades Agricolas Ltda		SUBSIDIARY	T-C 77 Central LLC	81-0902394	SUBSIDIARY
Monte Fresnos, S.A.		SUBSIDIARY	Companhia Agricola Botucatu		SUBSIDIARY	T-C 680 Belleville LLC	47-2249307	SUBSIDIARY
Taurion Asociacion Agraria de Responsabilidad LTDA		SUBSIDIARY	Copaiba Propriedades Agricolas Ltda		SUBSIDIARY	T-C Port Northwest Development, LLC	46-2678242	SUBSIDIARY
Taurion, S.A.		SUBSIDIARY	Embauba Propriedades Agricolas Ltda		SUBSIDIARY	TGA 70 Federal Street LLC	81-3961919	SUBSIDIARY
GT Europe Cooperatief U.A.		SUBSIDIARY	Esus Brasil Participações S.A.		SUBSIDIARY	TIAA RFS, LLC	82-2885306	SUBSIDIARY
Global Timber NL, B.V.		SUBSIDIARY	Jatoba S.A.		SUBSIDIARY	TIAA Advisory, LLC	82-2335773	SUBSIDIARY
GTR Brasil Participacoes Ltda		SUBSIDIARY	Jequitibá Propriedades Agricolas Ltda		SUBSIDIARY	TIAA-CREF Insurance Agency, LLC	20-2904312	SUBSIDIARY
Brasilwood Reflorestamento S.A.		SUBSIDIARY	Oiti Propriedades Agricolas Ltda		SUBSIDIARY	TIAA Stonepeak Investments I, LLC	45-3029655	SUBSIDIARY
GAPK Investimentos Ltda.		SUBSIDIARY	Samambaia Propriedades Agricolas Ltda		SUBSIDIARY	TIAA Stonepeak Investments II, LLC	45-3030923	SUBSIDIARY
Brasilwood Reflorestamento S.A.		SUBSIDIARY	Tapia Propriedades Agricolas Ltda		SUBSIDIARY	Stonepeak GP Holdings LP	30-0696099	SUBSIDIARY
GAPK Investimentos S.A.		SUBSIDIARY	TIAA-CREF Global Agriculture II BR, LLC	47-1062423	SUBSIDIARY	Spring Bus Stop, LLC		SUBSIDIARY
Jatoba Brasil Investimentos Florestais Ltda		SUBSIDIARY				Stonepeak Advisors Holdings LLC	37-1645802	AFFILIATE
Paineira Investimentos Florestais S.A.		SUBSIDIARY				Stonepeak Advisors LLC		AFFILIATE
IPOPEMA 95 Closed Investment Fund of Non-Public Assets		SUBSIDIARY						
EKO Topola Sp. z o.o.		SUBSIDIARY						
TIAA Global Ag Holdco LLC	27-5551198	SUBSIDIARY						
Global Agriculture AIV (US) LLC	45-5044364	SUBSIDIARY						
Global Ag Properties USA LLC	45-1531685	SUBSIDIARY						
Loma del Rio Vineyards, LLC	80-0843991	SUBSIDIARY						
Sugarloaf Vineyard, LLC	46-2577906	SUBSIDIARY						

(40) Brasilwood Reflorestamento S.A. is owned 75% by GTR Brasil Participacoes Ltda and 25% by GAPK Investimentos Ltda.

(20) Loma del Rio Vineyards, LLC is ultimately controlled and owned entirely by TIAA, with 45% owned by Premiere Agricultural Properties, LLC and 55% owned by Global Ag Properties USA, LLC.

(41) Nova Gaia Brasil Participaco Ltda. is owned 99.99% by TIAA-CREF Global Agriculture LLC and 0.01% by TIAA-CREF Global Agriculture BR, LLC.

(42) Tellus Brasil Participaco S.A. is owned 48.9% by Terraviva Brasil Participaco Ltda. and 0.47% by Nova Gaia Brasil Participaco Ltda.

(43) Terraviva Brasil Participaco Ltda. is owned 99.99% by Nova Gaia Brasil Participaco Ltda. and 0.01% by TIAA-CREF Global Agriculture BR, LLC.

(44) Janus Brasil Participacoes, S.A. is owned 48.9% by Iris Brasil Participaco Ltda. and 0.47% by Helios Brasil Participacoes, Ltda.

STATEMENT AS OF JUNE 30, 2018 OF THE TIAA-CREF LIFE INSURANCE COMPANY
 SCHEDULE Y - INFORMATION CONCERNING ACTIVITIES OF INSURER MEMBERS OF A HOLDING COMPANY GROUP
 PART 1 - ORGANIZATIONAL CHART

LISTING 3 (CONTINUED):

COMPANY	FEIN	RELATIONSHIP
TIAA Super Regional Mall Member Sub, LLC	45-3164600	SUBSIDIARY
T-C Super Regional Mall Venture, LLC	45-3164764	SUBSIDIARY
T-C International Plaza REIT LLC	46-4623585	SUBSIDIARY
T-C International Plaza Investor GP LLC	46-4653326	SUBSIDIARY
T-C International Plaza Investor LP LLC	46-4680948	SUBSIDIARY
Tampa Westshore Associates Limited Partnership	38-3173536	AFFILIATE
T-C Las Vegas Retail REIT LLC	46-2713521	SUBSIDIARY
T-C Las Vegas Retail Investor LLC	46-2726147	SUBSIDIARY
Grand Canal Shoppes Holdings, LLC		AFFILIATE
T-C Midwest REIT, LLC	45-3165203	SUBSIDIARY
T-C Midwest Retail, LLC	45-2211957	SUBSIDIARY
CBL/T-C, LLC		SUBSIDIARY
T-C Montgomery Mall REIT, LLC	45-3164998	SUBSIDIARY
T-C Montgomery Mall, LLC	27-4117159	SUBSIDIARY
Montgomery Mall of Maryland, LLC	95-4658637	SUBSIDIARY
TIAA SynGas, LLC	45-1266366	SUBSIDIARY
730 Catsolar, LLC	13-1624203	SUBSIDIARY
Catalina Solar Lessee Holdco, LLC		SUBSIDIARY
Catalina Solar Lessee, LLC		SUBSIDIARY
730 Orion, LLC		SUBSIDIARY
SG Solutions, LLC	56-2492641	AFFILIATE
AE Investor II, LLC	27-0195010	SUBSIDIARY
TIAA-CREF LPHC, LLC	20-8384004	SUBSIDIARY
TCAM DOF GP, LLC	26-3561391	SUBSIDIARY
TIAA-CREF Real Property Fund GP, LLC	46-1191235	SUBSIDIARY
TIAA-CREF Individual & Institutional Services, LLC	55-0856733	SUBSIDIARY
TIAA-CREF Redwood, LLC	20-5591124	SUBSIDIARY
TIAA Endowment & Philanthropic Services, LLC	20-5631854	SUBSIDIARY
CCAP GP, LLC	35-2429521	SUBSIDIARY
TIAA-CREF Tuition Financing, Inc.	13-4026557	SUBSIDIARY
TIAA Union Place Phase I, LLC	20-8892977	SUBSIDIARY
Union Place Phase I, LLC	20-8281443	SUBSIDIARY
UK PPP Investments, LP		SUBSIDIARY
Wigg (Holdings) Limited		SUBSIDIARY
Wigg Investments Limited		SUBSIDIARY
Merseylink (Holdings) Limited		AFFILIATE
Merseylink Limited		AFFILIATE
Merseylink (Issuer) plc		AFFILIATE
U.S. Cities Retail Fund LP		SUBSIDIARY
U.S. Cities Retail Fund REIT LLC		SUBSIDIARY
U.S. Cities Retail Fund Operating GP LLC		SUBSIDIARY
U.S. Cities Retail Fund Operating LP		SUBSIDIARY
T-C 919 N. Michigan Avenue Retail, LLC	46-0750331	SUBSIDIARY
USCRF KRG JV Investor Member LLC		SUBSIDIARY
KRG – USCRF Retail Portfolio LLC		SUBSIDIARY
U.S. Core-Plus Real Estate Debt Fund LP		SUBSIDIARY
CRED REIT LLC		SUBSIDIARY
CRED REIT Holdco LLC		SUBSIDIARY
CRED REIT Holdco TRS LLC		SUBSIDIARY
WRC Properties, LLC	51-0141732	SUBSIDIARY
Stichting Bewaarder Ziemeis Fund		AFFILIATE

STATEMENT AS OF JUNE 30, 2018 OF THE TIAA-CREF LIFE INSURANCE COMPANY

SCHEDULE Y

PART 1A - DETAIL OF INSURANCE HOLDING COMPANY SYSTEM

1	2	3	4	5	6	7	8	9	10	11	12	13	14	15	16
Group Code	Group Name	NAIC Company Code	ID Number	Federal RSSD	CIK	Name of Securities Exchange if Publicly Traded (U.S. or International)	Names of Parent, Subsidiaries Or Affiliates	Domiciliary Location	Relationship to Reporting Entity	Directly Controlled by (Name of Entity/Person)	Type of Control (Ownership, Board, Management, Attorney-in-Fact, Influence, Other)	If Control is Ownership Provide Percentage	Ultimate Controlling Entity(ies)/Person(s)	Is an SCA Filing Required? (Y/N)	*
			13-6110585	3792687			TIAA Board of Overseers	NY	UIP					N	
1216	Teachers Insurance and Annuity Association of America	69345	13-1624203	1607170	315038		Teachers Insurance and Annuity Association of America	NY	UDP	TIAA Board of Overseers	Ownership	100.000	TIAA Board of Overseers	N	
			45-2401857	4618298			730 Holdings, LLC	DE	NIA	TIAA Board of Overseers	Ownership	100.000	TIAA Board of Overseers	N	
			13-6022042		777535		College Retirement Equities Fund	NY	NIA	CREF Board of Overseers	Board		CREF Board of Overseers	N	
1216	Teachers Insurance and Annuity Association of America	60142	13-3917848	4314415	1429401		TIAA-CREF Life Insurance Company	NY		Teachers Insurance and Annuity Association of America	Ownership	100.000	TIAA Board of Overseers	N	
			47-1595484	4747826			Nuveen, LLC	DE	DS	Teachers Insurance and Annuity Association of America	Ownership	100.000	TIAA Board of Overseers	N	
			81-3407371	5042621			Nuveen Services, LLC	DE	NIA	Nuveen, LLC	Ownership	100.000	TIAA Board of Overseers	N	
			13-3905273	4599865			TIAA-CREF Asset Management, LLC	DE	NIA	Nuveen, LLC	Ownership	100.000	TIAA Board of Overseers	N	
			81-1272900	4952732			L&C Special Member Holdco, LLC	DE	NIA	TIAA-CREF Asset Management, LLC	Ownership	100.000	TIAA Board of Overseers	N	
			46-3889185	4866932			GTR Special Member Holdco LLC	DE	NIA	TIAA-CREF Asset Management, LLC	Ownership	100.000	TIAA Board of Overseers	N	
			13-3752992	4313230	923530		Teachers Personal Investors Services, Inc.	DE	NIA	TIAA-CREF Asset Management, LLC	Ownership	100.000	TIAA Board of Overseers	N	
			81-4374969				TIAA International GP LLC	DE	NIA	TIAA-CREF Asset Management, LLC	Ownership	100.000	TIAA Board of Overseers	N	
			13-3586142	4314303	887793		TIAA-CREF Investment Management, LLC	DE	NIA	TIAA-CREF Asset Management, LLC	Ownership	100.000	TIAA Board of Overseers	N	
			46-3870972	4716541			Nuveen Alternative Holdings, LLC	DE	NIA	TIAA-CREF Asset Management, LLC	Ownership	100.000	TIAA Board of Overseers	N	
			81-1467545	4974190			AGR Partners LLC	DE	NIA	Nuveen Alternative Holdings, LLC	Ownership	100.000	TIAA Board of Overseers	N	
			36-4853278				AGR Services LLC	DE	NIA	Nuveen Alternative Holdings, LLC	Ownership	1.000	TIAA Board of Overseers	N	100
			36-4853278				AGR Services LLC	DE	NIA	AGR Partners LLC	Ownership	99.000	TIAA Board of Overseers	N	100
			81-1870559	5010657			TGAM Agribusiness Fund GP LLC	DE	NIA	AGR Partners LLC	Ownership	100.000	TIAA Board of Overseers	N	
			45-5558395	4724096			Beaver Investments Holdings, LLC	DE	NIA	Nuveen Alternative Holdings, LLC	Ownership	100.000	TIAA Board of Overseers	N	
			80-0026976	4724108	1392090		Greenwood Resources, Inc.	DE	NIA	Beaver Investments Holdings, LLC	Ownership	88.000	TIAA Board of Overseers	N	
				4961006			Greenwood Resources Brasil, Ltda.	BRA	NIA	GreenWood Resources, Inc.	Ownership	1.000	TIAA Board of Overseers	N	200
			45-1875074	4724153			GreenWood Resources Capital Management, LLC	DE	NIA	GreenWood Resources, Inc.	Ownership	100.000	TIAA Board of Overseers	N	
			20-8501127	4868413			GTFP GP, LLC	DE	NIA	GreenWood Resources, Inc.	Ownership	100.000	TIAA Board of Overseers	N	
			20-8955976	4867863			GWR-GTFP Investment, LLC	DE	NIA	GreenWood Resources, Inc.	Ownership	100.000	TIAA Board of Overseers	N	
				4724144			GWR International Ltd.	VGB	NIA	GreenWood Resources, Inc.	Ownership	100.000	TIAA Board of Overseers	N	
			20-3188681	4724386			GWR China Ltd.	VGB	NIA	GWR International Ltd.	Ownership	100.000	TIAA Board of Overseers	N	
			98-0595429	4868338			GreenWood Resources China Ltd.	HKG	NIA	GWR China Ltd.	Ownership	100.000	TIAA Board of Overseers	N	
			98-0595436	4868347			GreenWood Resources Beijing Forestry Co.	CHN	NIA	GreenWood Resources China Ltd.	Ownership	100.000	TIAA Board of Overseers	N	
				4724377			GWR SA, Ltd.	VGB	NIA	GWR International Ltd.	Ownership	100.000	TIAA Board of Overseers	N	
				4724395			GreenWood Resources Chile, S.A.	CHL	NIA	GreenWood Resources SA, Ltd.	Ownership	95.000	TIAA Board of Overseers	N	
			98-1016332	4868392			GWR Europe Ltd.	GBR	NIA	GWR International Ltd.	Ownership	100.000	TIAA Board of Overseers	N	
			98-1016335	4868404			GreenWood Resources Poland sp Z.o.o.	POL	NIA	GWR Europe Ltd.	Ownership	100.000	TIAA Board of Overseers	N	
			47-4557075	4887580			GWR Property Management International, LLC	DE	NIA	GreenWood Resources, Inc.	Ownership	100.000	TIAA Board of Overseers	N	
				4961006			Greenwood Resources Brasil, Ltda.	BRA	NIA	GWR Property Management International, LLC	Ownership	99.000	TIAA Board of Overseers	N	200
				4796600			GWR Uruguay S.A.	URY	NIA		Ownership	100.000	TIAA Board of Overseers	N	
			47-3156644	4844369			Monterrey Forestal GWR S.A.S	COL	NIA	GreenWood Resources, Inc.	Ownership	100.000	TIAA Board of Overseers	N	
			36-4851864	5083688			Churchill Asset Management LLC	DE	NIA	Nuveen Alternative Holdings, LLC	Ownership	75.000	TIAA Board of Overseers	N	
			36-4851864	5083688			CAM HR Resources LLC	DE	NIA	Nuveen Alternative Holdings, LLC	Ownership	1.000	TIAA Board of Overseers	N	300
			82-3187734				CAM HR Resources LLC	DE	NIA	Churchill Asset Management LLC	Ownership	99.000	TIAA Board of Overseers	N	300
			82-0735838	5106484			Churchill Agency Services LLC	DE	NIA	Churchill Asset Management LLC	Ownership	75.000	TIAA Board of Overseers	N	
			82-3784145				Churchill Special Member LLC	DE	NIA	Churchill Asset Management LLC	Ownership	100.000	TIAA Board of Overseers	N	
			81-1817732	5041615			Churchill Warehouse LLC	DE	NIA	Churchill Asset Management LLC	Ownership	100.000	TIAA Board of Overseers	N	
			45-5044435	4867658			TGAM Churchill Fund GP LLC	DE	NIA	Churchill Asset Management LLC	Ownership	100.000	TIAA Board of Overseers	N	
			45-5044681	4867667			Global AG AIV (CN) GP, LLC	DE	NIA	Nuveen Alternative Holdings, LLC	Ownership	100.000	TIAA Board of Overseers	N	
			47-1192644	4753564			Global Agriculture AIV (CN), LP	DE	NIA	Global AG AIV (CN) GP, LLC	Management		TIAA Board of Overseers	N	
			47-1197292	4754776			Global Ag II AIV GP LLC	DE	NIA	Nuveen Alternative Holdings, LLC	Ownership	100.000	TIAA Board of Overseers	N	
			47-1208275	4757030			Global Agriculture II AIV, LP	DE	NIA	Global Ag II AIV GP LLC	Management		TIAA Board of Overseers	N	
			47-1069783	4755438			Global Ag II US Corp.	DE	NIA	Global Agriculture II AIV, LP	Management		TIAA Board of Overseers	N	
							Global Ag Properties II USA LLC	DE	NIA	Global Ag II US Corp.	Management		TIAA Board of Overseers	N	

STATEMENT AS OF JUNE 30, 2018 OF THE TIAA-CREF LIFE INSURANCE COMPANY

SCHEDULE Y

PART 1A - DETAIL OF INSURANCE HOLDING COMPANY SYSTEM

1	2	3	4	5	6	7	8	9	10	11	12	13	14	15	16
Group Code	Group Name	NAIC Company Code	ID Number	Federal RSSD	CIK	Name of Securities Exchange if Publicly Traded (U.S. or International)	Names of Parent, Subsidiaries Or Affiliates	Domiciliary Location	Relationship to Reporting Entity	Directly Controlled by (Name of Entity/Person)	Type of Control (Ownership, Board, Management, Attorney-in-Fact, Influence, Other)	If Control is Ownership Provide Percentage	Ultimate Controlling Entity(ies)/Person(s)	Is an SCA Filing Required? (Y/N)	*
			81-3394580	5040560			Oakville 38 Vineyard, LLC	DE	NIA	Global Ag Properties II USA LLC	Management		TIAA Board of Overseers	N	
			47-3001338	4843308			Sugarloaf East Vineyard, LLC	DE	NIA	Global Ag Properties II USA LLC	Management		TIAA Board of Overseers	N	
			47-4945982	4904254			True Oak Napa Vineyard, LLC	DE	NIA	Global Ag Properties II USA LLC	Management		TIAA Board of Overseers	N	
			47-1208361	4866969			GTR Investor Fund GP LLC	DE	NIA	Nuveen Alternative Holdings, LLC	Ownership	100.000	TIAA Board of Overseers	N	
			45-4288013	4866941			Nuveen Alternatives Advisors, LLC	DE	NIA	Nuveen Alternative Holdings, LLC	Ownership	100.000	TIAA Board of Overseers	N	
							TPS Investors GP, LLC	DE	NIA	Nuveen Alternatives Advisors, LLC	Ownership	100.000	TIAA Board of Overseers	N	
			45-4288091	4801858			Nuveen Alternatives Services, LLC	DE	NIA	Nuveen Alternative Holdings, LLC	Ownership	100.000	TIAA Board of Overseers	N	
				5041697			GAP II NZ GP Limited	NZL	NIA	Nuveen Alternatives Services, LLC	Ownership	100.000	TIAA Board of Overseers	N	
			98-1310748	5041660			TIAA European Farmland Fund GP LP	CYM	NIA	Nuveen Alternatives Services, LLC	Ownership	50.000	TIAA Board of Overseers	N	400
			47-1515836	4802819			TCAS Global Investments LLC	DE	NIA	Nuveen Alternatives Services, LLC	Ownership	100.000	TIAA Board of Overseers	N	
			26-2719001	4313155			Nuveen International Holdings LLC	DE	NIA	Nuveen Alternative Holdings, LLC	Ownership	100.000	TIAA Board of Overseers	N	
				4843296			Nuveen Australia Pty Ltd	AUS	NIA	Nuveen International Holdings LLC	Ownership	100.000	TIAA Board of Overseers	N	
							Nuveen Canada Company	CAN	NIA	Nuveen International Holdings LLC	Ownership	100.000	TIAA Board of Overseers	N	
				5040579			Nuveen UK, Limited	GBR	NIA	Nuveen International Holdings LLC	Ownership	100.000	TIAA Board of Overseers	N	
			81-4349631	5079083			TGAM Subsidiary HC LLC	DE	NIA	Nuveen International Holdings LLC	Ownership	100.000	TIAA Board of Overseers	N	
			81-4290269	5079104			TGAM APAC LLC	DE	NIA	TGAM Subsidiary HC LLC	Ownership	33.300	TIAA Board of Overseers	N	500
			81-4323796	5083718			TGAM HK HC LLC	DE	NIA	TGAM APAC LLC	Ownership	25.000	TIAA Board of Overseers	N	600
				4908355			Nuveen Hong Kong Limited	HKG	NIA	TGAM HK HC LLC	Ownership	100.000	TIAA Board of Overseers	N	
			81-4306975	5079113			TGAM Asia LLC	DE	NIA	TGAM Subsidiary HC LLC	Ownership	33.300	TIAA Board of Overseers	N	700
			81-4323796	5083718			TGAM HK HC LLC	DE	NIA	TGAM Asia LLC	Ownership	25.000	TIAA Board of Overseers	N	600
			81-4499397	5079122			TIAA International APAC LLC	DE	NIA	TGAM Subsidiary HC LLC	Ownership	33.300	TIAA Board of Overseers	N	800
			81-4323796	5083718			TGAM HK HC LLC	DE	NIA	TIAA International APAC LLC	Ownership	25.000	TIAA Board of Overseers	N	600
			81-4359164	5079131			TIAA International Asia LLC	DE	NIA	TGAM Subsidiary HC LLC	Ownership	33.300	TIAA Board of Overseers	N	900
			81-4323796	5083718			TGAM HK HC LLC	DE	NIA	TIAA International Asia LLC	Ownership	25.000	TIAA Board of Overseers	N	600
			81-4390558	5079092			TIAA International Subsidiary HC LLC	DE	NIA	Nuveen International Holdings LLC	Ownership	100.000	TIAA Board of Overseers	N	
			81-4290269	5079104			TGAM APAC LLC	DE	NIA	TIAA International Subsidiary HC LLC	Ownership	33.300	TIAA Board of Overseers	N	500
			81-4306975	5079113			TGAM Asia LLC	DE	NIA	TIAA International Subsidiary HC LLC	Ownership	33.300	TIAA Board of Overseers	N	700
			81-4499397	5079122			TIAA International APAC LLC	DE	NIA	TIAA International Subsidiary HC LLC	Ownership	33.300	TIAA Board of Overseers	N	800
			81-4359164	5079131			TIAA International Asia LLC	DE	NIA	TIAA International Subsidiary HC LLC	Ownership	33.300	TIAA Board of Overseers	N	900
			81-4290269	5079104			TGAM APAC LLC	DE	NIA	Nuveen International Holdings LLC	Ownership	33.300	TIAA Board of Overseers	N	500
			81-4306975	5079113			TGAM Asia LLC	DE	NIA	Nuveen International Holdings LLC	Ownership	33.300	TIAA Board of Overseers	N	700
			81-4499397	5079122			TIAA International APAC LLC	DE	NIA	Nuveen International Holdings LLC	Ownership	33.300	TIAA Board of Overseers	N	800
			81-4359164	5079131			TIAA International Asia LLC	DE	NIA	Nuveen International Holdings LLC	Ownership	33.300	TIAA Board of Overseers	N	900
			4781688				Nuveen Investments Canada Co.	CAN	NIA	Nuveen Alternative Holdings, LLC	Ownership	100.000	TIAA Board of Overseers	N	
			46-5367344	4747170			TCGA BT AIV, LLC	DE	NIA	Nuveen Alternative Holdings, LLC	Ownership	100.000	TIAA Board of Overseers	N	
			45-5139523	4867368			TCGA Investor Fund GP, LLC	DE	NIA	Nuveen Alternative Holdings, LLC	Ownership	100.000	TIAA Board of Overseers	N	
			47-3511076	4843278			TCGA II Investor Fund GP, LLC	DE	NIA	Nuveen Alternative Holdings, LLC	Ownership	100.000	TIAA Board of Overseers	N	
			47-3126089	4847388			T-C U.S. Super Regional Mall Fund GP LLC	DE	NIA	Nuveen Alternative Holdings, LLC	Ownership	100.000	TIAA Board of Overseers	N	
			81-4330570				TGAM International GP LLC	DE	NIA	Nuveen Alternative Holdings, LLC	Ownership	100.000	TIAA Board of Overseers	N	
			06-1217855	4680325			TH Property Holdings, L.L.C.	DE	NIA	Nuveen Alternative Holdings, LLC	Ownership	100.000	TIAA Board of Overseers	N	
			06-1384746	4900359			Casa Grande Investments I, LLC	DE	NIA	TH Property Holdings, L.L.C.	Ownership	100.000	TIAA Board of Overseers	N	
			01-0588041	4900386			Casa Grande Investments II, LP	IL	NIA	TH Property Holdings, L.L.C.	Ownership	100.000	TIAA Board of Overseers	N	
			30-0794692	4683559			Casa Partners VI GP, LLC	DE	NIA	TH Property Holdings, L.L.C.	Ownership	100.000	TIAA Board of Overseers	N	
			47-5190671	4912772			Casa Partners VII GP, LLC	DE	NIA	TH Property Holdings, L.L.C.	Ownership	100.000	TIAA Board of Overseers	N	
			82-4363605				CASA Partners VIII GP, LLC	DE	NIA	TH Property Holdings, L.L.C.	Ownership	100.000	TIAA Board of Overseers	N	
			47-2134971	4772266			Casa Student Housing Fund GP, LLC	DE	NIA	TH Property Holdings, L.L.C.	Ownership	100.000	TIAA Board of Overseers	N	
			36-4477806	4681797			Global Investors GP, L.L.C.	DE	NIA	TH Property Holdings, L.L.C.	Ownership	100.000	TIAA Board of Overseers	N	
			20-2537749	4681809			Global Investors GP II, L.L.C.	DE	NIA	TH Property Holdings, L.L.C.	Ownership	100.000	TIAA Board of Overseers	N	
			20-3070768	4681818			Global Investors GP IV, L.L.C.	DE	NIA	TH Property Holdings, L.L.C.	Ownership	100.000	TIAA Board of Overseers	N	
			81-4262460	5079074			TH Real Estate Global, LLC	DE	NIA	Nuveen Alternative Holdings, LLC	Ownership	100.000	TIAA Board of Overseers	N	
			82-3426937				TH Real Estate Global Cities Advisors, LLC	DE	NIA	TH Real Estate Global, LLC	Ownership	100.000	TIAA Board of Overseers	N	
			26-2748598	4601487			THRE Global Investments LLC	DE	NIA	TH Real Estate Global, LLC	Ownership	100.000	TIAA Board of Overseers	N	
			82-2986445				THRE GP Holding Company LLC	DE	NIA	TH Real Estate Global, LLC	Ownership	100.000	TIAA Board of Overseers	N	
			82-4598778				THRE CRED GP Member LLC	DE	NIA	THRE GP Holding Company LLC	Ownership	100.000	TIAA Board of Overseers	N	

STATEMENT AS OF JUNE 30, 2018 OF THE TIAA-CREF LIFE INSURANCE COMPANY

SCHEDULE Y

PART 1A - DETAIL OF INSURANCE HOLDING COMPANY SYSTEM

1	2	3	4	5	6	7	8	9	10	11	12	13	14	15	16
Group Code	Group Name	NAIC Company Code	ID Number	Federal RSSD	CIK	Name of Securities Exchange if Publicly Traded (U.S. or International)	Names of Parent, Subsidiaries Or Affiliates	Domiciliary Location	Relationship to Reporting Entity	Directly Controlled by (Name of Entity/Person)	Type of Control (Ownership, Board, Management, Attorney-in-Fact, Influence, Other)	If Control is Ownership Provide Percentage	Ultimate Controlling Entity(ies)/Person(s)	Is an SCA Filing Required? (Y/N)	*
			81-5466713	5157909			CRED GP LLC	DE	NIA	THRE CRED GP Member LLC	Ownership	100.000	TIAA Board of Overseers	N	
							U.S. Cities Retail Fund GP LLC	DE	NIA	THRE GP Holding Company LLC	Ownership	100.000	TIAA Board of Overseers	N	
							THRE Permian Investor Asset Manager Member LLC	DE	NIA	TH Real Estate Global, LLC	Ownership	100.000	TIAA Board of Overseers	N	
			82-0631410				Permian Investor Asset Manager LLC	DE	NIA	THRE Permian Investor Asset Manager Member LLC	Ownership	50.000	TIAA Board of Overseers	N	
			82-0607358	5137929			THRE Permian Investor GP Member LLC	DE	NIA	TH Real Estate Global, LLC	Ownership	100.000	TIAA Board of Overseers	N	
			81-5433582	5140303			Permian Investor GP LLC	DE	NIA	THRE Permian Investor GP Member LLC	Ownership	50.000	TIAA Board of Overseers	N	
			98-1162850	4617620			TIAA International Holdings 1 Limited	GBR	NIA	TH Real Estate Global, LLC	Ownership	100.000	TIAA Board of Overseers	N	
			98-1163394	4617639			TIAA International Holdings 2 Limited	GBR	NIA	TH Real Estate Global, LLC	Ownership	100.000	TIAA Board of Overseers	N	
			98-1163894	4618074			TIAA International Holdings 3 Limited	GBR	NIA	TIAA International Holdings 2 Limited	Ownership	100.000	TIAA Board of Overseers	N	
			98-1125673	4617705			Nuveen Real Estate Limited	GBR	NIA	TIAA International Holdings 3 Limited	Ownership	99.000	TIAA Board of Overseers	N	1000
			98-1125673	4617705			Nuveen Real Estate Limited	GBR	NIA	TIAA International Holdings 1 Limited	Ownership	1.000	TIAA Board of Overseers	N	1000
			98-1127648	4618195			TH RE Administration Ltd	GBR	NIA	Nuveen Real Estate Limited	Ownership	100.000	TIAA Board of Overseers	N	
			98-1128805	4618216			TH RE AIFM Group Ltd	GBR	NIA	Nuveen Real Estate Limited	Ownership	100.000	TIAA Board of Overseers	N	
				4715955			Henderson European Retail Property Fund Management Sarl	LUX	NIA	TH RE AIFM Group Ltd	Ownership	94.900	TIAA Board of Overseers	N	
				4715937			Nuveen Fund (Europe) Management Sarl	LUX	NIA	TH RE AIFM Group Ltd	Ownership	100.000	TIAA Board of Overseers	N	
				4716756			Nuveen Fund Management (Jersey) Limited	JEY	NIA	TH RE AIFM Group Ltd	Ownership	100.000	TIAA Board of Overseers	N	
				4841331			Nuveen Fund Management Vanquish (Jersey) Limited	JEY	NIA	Nuveen Fund Management (Jersey) Limited	Ownership	100.000	TIAA Board of Overseers	N	
				4841322			Nuveen Fund Management Vanquish II (Jersey) Limited	JEY	NIA	Nuveen Fund Management (Jersey) Limited	Ownership	100.000	TIAA Board of Overseers	N	
				4715964			Asia Pacific Cities Management Sarl	LUX	NIA	TH RE AIFM Group Ltd	Ownership	100.000	TIAA Board of Overseers	N	
				4716774			Nuveen Management AIFM Limited	GBR	NIA	TH RE AIFM Group Ltd	Ownership	100.000	TIAA Board of Overseers	N	
				4715946			Nuveen Management Company (Luxembourg) No 1 Sarl	LUX	NIA	TH RE AIFM Group Ltd	Ownership	94.900	TIAA Board of Overseers	N	
				4716765			Nuveen Property Management (Jersey) Limited	JEY	NIA	TH RE AIFM Group Ltd	Ownership	100.000	TIAA Board of Overseers	N	
			98-1128787	4618243			TH RE FCACO Ltd	GBR	NIA	Nuveen Real Estate Limited	Ownership	100.000	TIAA Board of Overseers	N	
				4716783			Nuveen Real Estate Management Ltd	GBR	NIA	TH RE FCACO Ltd	Ownership	100.000	TIAA Board of Overseers	N	
				4716868			Nuveen Shopping Centre Verwaltungs GmbH	DEU	NIA	Nuveen Real Estate Management Ltd	Ownership	100.000	TIAA Board of Overseers	N	
			98-0582851	4313182			TIAA-CREF Asset Management UK Limited	GBR	NIA	TH RE FCACO Ltd	Ownership	100.000	TIAA Board of Overseers	N	
			98-1127632	4618261			TH RE Group Holdings Ltd	GBR	NIA	Nuveen Real Estate Limited	Ownership	100.000	TIAA Board of Overseers	N	
				4715900			AREFM (BVI) Limited	NIA	NIA	TH RE Group Holdings Ltd	Influence		TIAA Board of Overseers	N	
				4715311			CLOF II (GP) Limited	GBR	NIA	TH RE Group Holdings Ltd	Ownership	100.000	TIAA Board of Overseers	N	
				5154010			CLOF II Vanquish Limited	JEY	NIA	CLOF II (GP) Limited	Ownership	100.000	TIAA Board of Overseers	N	
				4715263			CLOF II (No 1 GP) Limited	GBR	NIA	TH RE Group Holdings Ltd	Ownership	100.000	TIAA Board of Overseers	N	
				4841304			CLOF II (No1 Nominee) Limited	GBR	NIA	CLOF II (No 1 GP) Limited	Ownership	100.000	TIAA Board of Overseers	N	
				4715281			CLOF II (No 2 GP) Limited	GBR	NIA	TH RE Group Holdings Ltd	Ownership	100.000	TIAA Board of Overseers	N	
			98-1165678	4715302			CLOF II (No 3 GP) Limited	GBR	NIA	TH RE Group Holdings Ltd	Ownership	100.000	TIAA Board of Overseers	N	
				4908328			Enhanced Debt Carry (GP) Sarl	LUX	NIA	TH RE Group Holdings Ltd	Ownership	100.000	TIAA Board of Overseers	N	
				4971863			Enhanced Debt Carry SCSp	LUX	NIA	Enhanced Debt Carry (GP) Sarl	Ownership	100.000	TIAA Board of Overseers	N	
				5147003			ERES APAC II (GP) S.a.r.l	LUX	NIA	TH RE Group Holdings Ltd	Ownership	100.000	TIAA Board of Overseers	N	
				4949116			European Cities Partnership (GP) S.a.r.l.	LUX	NIA	TH RE Group Holdings Ltd	Ownership	100.000	TIAA Board of Overseers	N	
							European Cities Partnership SCSp	LUX	NIA	European Cities Partnership (GP) S.a.r.l.	Influence		TIAA Board of Overseers	N	1100
				4715227			Henderson Joint Ventures Property Funds Management Sarl	LUX	NIA	TH RE Group Holdings Ltd	Ownership	100.000	TIAA Board of Overseers	N	
				4841247			Islazul General Partner Sarl	LUX	NIA	TH RE Group Holdings Ltd	Ownership	100.000	TIAA Board of Overseers	N	
				4715245			Matador LP General Partner Limited	GBR	NIA	TH RE Group Holdings Ltd	Ownership	100.000	TIAA Board of Overseers	N	
				4715366			Nuveen Beteiligung Verwaltungs GmbH	DEU	NIA	TH RE Group Holdings Ltd	Ownership	100.000	TIAA Board of Overseers	N	
				4715898			Nuveen Immobilien GmbH	DEU	NIA	TH RE Group Holdings Ltd	Influence		TIAA Board of Overseers	N	
				4844015			Nuveen Investment Consultancy (Beijing) Co Limited	CHN	NIA	TH RE Group Holdings Ltd	Ownership	100.000	TIAA Board of Overseers	N	

STATEMENT AS OF JUNE 30, 2018 OF THE TIAA-CREF LIFE INSURANCE COMPANY

SCHEDULE Y

PART 1A - DETAIL OF INSURANCE HOLDING COMPANY SYSTEM

1	2	3	4	5	6	7	8	9	10	11	12	13	14	15	16
Group Code	Group Name	NAIC Company Code	ID Number	Federal RSSD	CIK	Name of Securities Exchange if Publicly Traded (U.S. or International)	Names of Parent, Subsidiaries Or Affiliates	Domi-ciliary Location	Relation-ship to Reporting Entity	Directly Controlled by (Name of Entity/Person)	Type of Control (Ownership, Board, Management, Attorney-in-Fact, Influence, Other)	If Control is Ownership Provide Percentage	Ultimate Controlling Entity(ies)/Person(s)	Is an SCA Filing Re-quired? (Y/N)	*
				4912763			Nuveen Investment Consulting (Shanghai) Co Ltd	CHN	NIA	TH RE Group Holdings Ltd	Ownership	100.000	TIAA Board of Overseers	N	
				4715357			Nuveen Management Austria GmbH	AUT	NIA	TH RE Group Holdings Ltd	Ownership	65.000	TIAA Board of Overseers	N	
				4841256			Nuveen Management Finland Oy	FIN	NIA	TH RE Group Holdings Ltd	Ownership	100.000	TIAA Board of Overseers	N	
							Nuveen Real Estate Debt Partners (GP) Sarl	LUX	NIA	TH RE Group Holdings Ltd	Ownership	100.000	TIAA Board of Overseers	N	
							Nuveen Real Estate Debt Partners II (GP) S.a.r.l	LUX	NIA	TH RE Group Holdings Ltd	Ownership	100.000	TIAA Board of Overseers	N	
				5134816			Global Real Estate Debt Partners – Fund II (UK) SCSp	LUX	NIA	Nuveen Real Estate Debt Partners II (GP) S.a.r.l	Management	0.500	TIAA Board of Overseers	N	1200
				4715348			Nuveen Real Estate Nominees Limited	GBR	NIA	TH RE Group Holdings Ltd	Ownership	100.000	TIAA Board of Overseers	N	
				4715919			Nuveen Singapore Private Limited	SGP	NIA	TH RE Group Holdings Ltd	Ownership	100.000	TIAA Board of Overseers	N	
				4715254			OMP (GP) Limited	GBR	NIA	TH RE Group Holdings Ltd	Ownership	100.000	TIAA Board of Overseers	N	
				4901235			T-C Lux Investments GP Sarl	LUX	NIA	TH RE Group Holdings Ltd	Ownership	100.000	TIAA Board of Overseers	N	
				4841265			TH Real Estate (Australia) Ltd.	AUS	NIA	TH RE Group Holdings Ltd	Ownership	100.000	TIAA Board of Overseers	N	
							THRE Australia Real Estate Pty Ltd	AUS	NIA	TH Real Estate (Australia) Ltd.	Ownership	100.000	TIAA Board of Overseers	N	
							THRE Melbourne Retail Holding 1 Pty Ltd	AUS	NIA	TH Real Estate (Australia) Ltd.	Ownership	100.000	TIAA Board of Overseers	N	
							THRE Melbourne Retail Asset 1 Pty Ltd	AUS	NIA	THRE Melbourne Retail Holding 1 Pty Ltd	Ownership	100.000	TIAA Board of Overseers	N	
				4715236			TH Real Estate (France) SAS	FRA	NIA	TH RE Group Holdings Ltd	Ownership	100.000	TIAA Board of Overseers	N	
							TH Real Estate Limited	GBR	NIA	TH RE Group Holdings Ltd	Ownership	100.000	TIAA Board of Overseers	N	
				4908337			TH Real Estate PELV GP Sarl	LUX	NIA	TH RE Group Holdings Ltd	Ownership	100.000	TIAA Board of Overseers	N	
							TH RE Corporate Secretarial Services Limited	GBR	NIA	TH RE Group Holdings Ltd	Ownership	100.000	TIAA Board of Overseers	N	
				4747059			TH RE Italy Srl	ITA	NIA	TH RE Group Holdings Ltd	Ownership	100.000	TIAA Board of Overseers	N	
				4901244			TH RE Operations Limited	GBR	NIA	TH RE Group Holdings Ltd	Ownership	100.000	TIAA Board of Overseers	N	
				4747152			TIAA-CREF Luxembourg S.a.r.l.	LUX	NIA	TH RE Group Holdings Ltd	Ownership	100.000	TIAA Board of Overseers	N	
			98-1014834	4617675			Tokyo Multifamily GP PTE Ltd	LUX	NIA	TH RE Group Holdings Ltd	Ownership	100.000	TIAA Board of Overseers	N	
				4715272			UK OM (LP1) (GP) Limited	GBR	NIA	TH RE Group Holdings Ltd	Ownership	100.000	TIAA Board of Overseers	N	
				4841292			UK OM (LP1) Limited	GBR	NIA	UK OM (LP1) (GP) Limited	Ownership	100.000	TIAA Board of Overseers	N	
				4715290			UK OM (LP2) (GP) Limited	GBR	NIA	TH RE Group Holdings Ltd	Ownership	100.000	TIAA Board of Overseers	N	
				4841283			UK OM (LP2) Limited	GBR	NIA	UK OM (LP2) (GP) Limited	Ownership	100.000	TIAA Board of Overseers	N	
				4715320			UK OM (LP3) (GP) Limited	GBR	NIA	TH RE Group Holdings Ltd	Ownership	100.000	TIAA Board of Overseers	N	
				4841274			UK OM (LP3) Limited	GBR	NIA	UK OM (LP3) (GP) Limited	Ownership	100.000	TIAA Board of Overseers	N	
				4747125			TH RE US Limited	GBR	NIA	Nuveen Real Estate Limited	Ownership	100.000	TIAA Board of Overseers	N	
							TH Real Estate U.S. Strategic Industrial Fund I GP, LLC	DE	NIA	Nuveen Alternative Holdings, LLC	Ownership	100.000	TIAA Board of Overseers	N	
			81-2388576	5193381			TIAA Global Ag Special Member LLC	DE	NIA	Nuveen Alternative Holdings, LLC	Ownership	100.000	TIAA Board of Overseers	N	
			45-1532009	4801867			Global Agriculture AIV, LLC	DE	NIA	TIAA Global Ag Special Member LLC	Management		TIAA Board of Overseers	N	
			45-1502502	4801885			Global AG US Corp.	DE	NIA	Global Agriculture AIV, LLC	Ownership	56.500	TIAA Board of Overseers	N	
			45-1502684	4867845			TIAA Global Ag II Special Member LLC	DE	NIA	Nuveen Alternative Holdings, LLC	Ownership	100.000	TIAA Board of Overseers	N	
			81-1749609	4843287			TPS Investors Carry-Co, LLC	DE	NIA	Nuveen Alternative Holdings, LLC	Ownership	100.000	TIAA Board of Overseers	N	
			82-2126174				U.S. Cities Fund GP, LLC	DE	NIA	Nuveen Alternative Holdings, LLC	Ownership	100.000	TIAA Board of Overseers	N	
			20-1394681	4314255			U.S. Cities Industrial Fund GP LLC	DE	NIA	Nuveen Alternative Holdings, LLC	Ownership	100.000	TIAA Board of Overseers	N	
			81-3647870	5116607			U.S. Cities Multifamily Fund GP LLC	DE	NIA	Nuveen Alternative Holdings, LLC	Ownership	100.000	TIAA Board of Overseers	N	
			81-3698954	5116616			U.S. Cities Office Fund GP LLC	DE	NIA	Nuveen Alternative Holdings, LLC	Ownership	100.000	TIAA Board of Overseers	N	
			81-3734470	5116625			U.S. Cities Retail CPF Fund GP LLC	DE	NIA	Nuveen Alternative Holdings, LLC	Ownership	100.000	TIAA Board of Overseers	N	
			81-3493929	5057652			Westchester Group Investment Management Holding Company, Inc.	DE	NIA	Nuveen Alternative Holdings, LLC	Ownership	100.000	TIAA Board of Overseers	N	
			27-3416812	4312916			Westchester Group Investment Management, Inc.	DE	NIA	Westchester Group Investment Management Holding Company, Inc.	Ownership	85.000	TIAA Board of Overseers	N	
			27-3417683	4312925			Plata Wine Partners, LLC	CA	NIA	Westchester Group Investment Management, Inc.	Management		TIAA Board of Overseers	N	
			87-0735518	4746977			Premiere Agricultural Management International, LLC	DE	NIA	Westchester Group Investment Management, Inc.	Ownership	86.700	TIAA Board of Overseers	N	
			26-2747489	4634038											

STATEMENT AS OF JUNE 30, 2018 OF THE TIAA-CREF LIFE INSURANCE COMPANY

SCHEDULE Y

PART 1A - DETAIL OF INSURANCE HOLDING COMPANY SYSTEM

1	2	3	4	5	6	7	8	9	10	11	12	13	14	15	16
Group Code	Group Name	NAIC Company Code	ID Number	Federal RSSD	CIK	Name of Securities Exchange if Publicly Traded (U.S. or International)	Names of Parent, Subsidiaries Or Affiliates	Domiciliary Location	Relationship to Reporting Entity	Directly Controlled by (Name of Entity/Person)	Type of Control (Ownership, Board, Management, Attorney-in-Fact, Influence, Other)	If Control is Ownership Provide Percentage	Ultimate Controlling Entity(ies)/Person(s)	Is an SCA Filing Required? (Y/N)	*
			37-1261935	4617693			Terra Land Co.	IL	NIA	Westchester Group Investment Management, Inc.	Ownership	100.000	TIAA Board of Overseers	N	
			37-6589484	4747200			The Plata Wine Partners Trust	CA	NIA	Westchester Group Investment Management, Inc.	Ownership	100.000	TIAA Board of Overseers	N	
			27-3419683	4618122			Westchester Group Asset Management, Inc.	IL	NIA	Westchester Group Investment Management, Inc.	Ownership	100.000	TIAA Board of Overseers	N	
			37-1193973	4618186			Westchester Group Farm Management, Inc.	IL	NIA	Westchester Group Investment Management, Inc.	Ownership	100.000	TIAA Board of Overseers	N	
				4618207			Westchester Group of Australia Pty Ltd.	AUS	NIA	Westchester Group Investment Management, Inc.	Ownership	100.000	TIAA Board of Overseers	N	
				4794482			Westchester Group of Europe Ltd.	GBR	NIA	Westchester Group Investment Management, Inc.	Ownership	100.000	TIAA Board of Overseers	N	
							Westchester Group SRL	ROU	NIA	Westchester Group of Europe Ltd.	Ownership	99.000	TIAA Board of Overseers	N	1300
				4914730			Westchester Group of Poland Sp. Z.o.o.	POL	NIA	Westchester Group of Europe Ltd.	Ownership	100.000	TIAA Board of Overseers	N	
							Westchester Group SRL	ROU	NIA	Westchester Group of Poland Sp. Z.o.o.	Ownership	1.000	TIAA Board of Overseers	N	1300
			37-1194491	4618225			Westchester Group Real Estate, Inc.	IL	NIA	Westchester Group Investment Management, Inc.	Ownership	100.000	TIAA Board of Overseers	N	
							Westchester Group South America Gestao de Investimentos Ltda.	BRA	NIA	Westchester Group Real Estate, Inc.	Ownership	1.000	TIAA Board of Overseers	N	1400
							Westchester Group South America Gestao de Investimentos Ltda.	BRA	NIA	Westchester Group Investment Management, Inc.	Ownership	99.000	TIAA Board of Overseers	N	1400
			47-1563437	4749941			Nuveen Finance, LLC	DE	NIA	Nuveen, LLC	Ownership	100.000	TIAA Board of Overseers	N	
			81-3425820	5110025			Nuveen Holdings 1, Inc.	DE	NIA	Nuveen Finance, LLC	Ownership	100.000	TIAA Board of Overseers	N	
			26-0373324	4767758			Nuveen Holdings, Inc.	DE	NIA	Nuveen Holdings 1, Inc.	Ownership	100.000	TIAA Board of Overseers	N	
			36-3817266	3707551	885708		Nuveen Investments, Inc.	DE	NIA	Nuveen Holdings, Inc.	Ownership	100.000	TIAA Board of Overseers	N	
			26-0627593	4774710			Gresham Asset Management LLC	DE	NIA	Nuveen Investments, Inc.	Ownership	78.900	TIAA Board of Overseers	N	
			20-1930384	4349828			Gresham Investment Management LLC	DE	NIA	Nuveen Investments, Inc.	Ownership	78.900	TIAA Board of Overseers	N	
				4781941			Gresham Investment Management Asia Pte. Ltd.	SGP	NIA	Gresham Investment Management LLC	Ownership	100.000	TIAA Board of Overseers	N	
			36-4839486	5153992			Nuveen Alternative Investments, LLC	DE	NIA	Nuveen Investments, Inc.	Ownership	100.000	TIAA Board of Overseers	N	
			31-0942504	4774792	1311016		Nuveen Fund Advisors, LLC	DE	NIA	Nuveen Investments, Inc.	Ownership	100.000	TIAA Board of Overseers	N	
			27-4357327	4781624	1521019		Nuveen Asset Management, LLC	DE	NIA	Nuveen Fund Advisors, LLC	Ownership	100.000	TIAA Board of Overseers	N	
			04-3714572	4774804			Nuveen Investments Advisers LLC	DE	NIA	Nuveen Investments, Inc.	Ownership	100.000	TIAA Board of Overseers	N	
			36-3293941				NIS/R&T, Inc.	IL	NIA	Nuveen Investments, Inc.	Ownership	100.000	TIAA Board of Overseers	N	
			37-1695518	4774831	1602161		Nuveen WCM Holdings, LLC	DE	NIA	Nuveen Investments, Inc.	Ownership	100.000	TIAA Board of Overseers	N	
			90-0860898	4776527	900973		Winslow Capital Management, LLC	DE	NIA	Nuveen WCM Holdings, LLC	Ownership	100.000	TIAA Board of Overseers	N	
			81-0730906	5147021			Growth Capital GP I, LLC	DE	NIA	Winslow Capital Management, LLC	Ownership	100.000	TIAA Board of Overseers	N	
			36-4709028	4774868	1602171		Nuveen NIQ Holdings, LLC	DE	NIA	Nuveen Investments, Inc.	Ownership	100.000	TIAA Board of Overseers	N	
			30-0892190	4981189	1661847		NIQ Partners, LLC	DE	NIA	Nuveen NIQ Holdings, LLC	Ownership	100.000	TIAA Board of Overseers	N	
			47-0875103	4776518	763848		NIQ Investment Management Company, LLC	DE	NIA	NIQ Partners, LLC	Ownership	100.000	TIAA Board of Overseers	N	
			36-2639476	4775137	73387		Nuveen Securities, LLC	DE	NIA	Nuveen Investments, Inc.	Ownership	100.000	TIAA Board of Overseers	N	
			02-0767175	4774840	1602169		Nuveen Tradewinds Holdings, LLC	DE	NIA	Nuveen Investments, Inc.	Ownership	100.000	TIAA Board of Overseers	N	
			02-0767178	4774859	1383221		Tradewinds Global Investors, LLC	DE	NIA	Nuveen Tradewinds Holdings, LLC	Ownership	100.000	TIAA Board of Overseers	N	1500
			20-3432117	4774822	1109426		Santa Barbara Asset Management, LLC	DE	NIA	Nuveen Investments, Inc.	Ownership	100.000	TIAA Board of Overseers	N	
			94-3252504	4774813	1030815		Symphony Asset Management LLC	CA	NIA	Nuveen Investments, Inc.	Ownership	51.000	TIAA Board of Overseers	N	1600
			02-0767178	4774859	1383221		Tradewinds Global Investors, LLC	DE	NIA	Nuveen Investments, Inc.	Ownership	0.100	TIAA Board of Overseers	N	1500
			36-7364377	4774783			Nuveen Investments Holdings, Inc.	DE	NIA	Nuveen Investments, Inc.	Ownership	100.000	TIAA Board of Overseers	N	
			94-3252504	4774813	1030815		Symphony Asset Management LLC	CA	NIA	Nuveen Investments Holdings, Inc.	Ownership	49.000	TIAA Board of Overseers	N	1600
							Symphony Risk Retention Finance LLC	DE	NIA	Symphony Asset Management LLC	Ownership	100.000	TIAA Board of Overseers	N	
			30-1032009				SRR 1 LLC	DE	NIA	Symphony Risk Retention Finance LLC	Ownership	100.000	TIAA Board of Overseers	N	
			13-3760073	4313306	939222		Teachers Advisors, LLC	DE	NIA	Nuveen Finance, LLC	Ownership	100.000	TIAA Board of Overseers	N	
			82-1157427				CoInvest Member LLC	DE	NIA	Teachers Advisors, LLC	Ownership	100.000	TIAA Board of Overseers	N	
							CLO CoInvest I LLC	DE	NIA	Teachers Advisors, LLC	Ownership	100.000	TIAA Board of Overseers	N	

STATEMENT AS OF JUNE 30, 2018 OF THE TIAA-CREF LIFE INSURANCE COMPANY

SCHEDULE Y

PART 1A - DETAIL OF INSURANCE HOLDING COMPANY SYSTEM

1	2	3	4	5	6	7	8	9	10	11	12	13	14	15	16
Group Code	Group Name	NAIC Company Code	ID Number	Federal RSSD	CIK	Name of Securities Exchange if Publicly Traded (U.S. or International)	Names of Parent, Subsidiaries Or Affiliates	Domiciliary Location	Relationship to Reporting Entity	Directly Controlled by (Name of Entity/Person)	Type of Control (Ownership, Board, Management, Attorney-in-Fact, Influence, Other)	If Control is Ownership Provide Percentage	Ultimate Controlling Entity(ies)/Person(s)	Is an SCA Filing Required? (Y/N)	*
			13-3987258	4599052			485 Properties, LLC	DE	NIA	Teachers Insurance and Annuity Association of America	Ownership	100.000	TIAA Board of Overseers	N	
			13-3371278	4601094			JNL Properties, Inc.	DE	NIA	485 Properties, LLC	Ownership	100.000	TIAA Board of Overseers	N	
			13-3550737	4601179			T-Investment Properties Corp.	DE	NIA	485 Properties, LLC	Ownership	100.000	TIAA Board of Overseers	N	
			16-1735872	4601209			TCP Associates, LLC	DE	NIA	485 Properties, LLC	Ownership	100.000	TIAA Board of Overseers	N	
			20-8218167	4601339			TIAA Gemini Office, LLC	DE	NIA	485 Properties, LLC	Ownership	100.000	TIAA Board of Overseers	N	
			81-3091169	5026603			730 Data Centers, LLC	DE	NIA	Teachers Insurance and Annuity Association of America	Ownership	100.000	TIAA Board of Overseers	N	
			82-0793232	5154029			730 Aviator, LLC	DE	NIA	730 Data Centers, LLC	Ownership	100.000	TIAA Board of Overseers	N	
			81-3106043	5036303			730 Databridge, LLC	DE	NIA	730 Data Centers, LLC	Ownership	100.000	TIAA Board of Overseers	N	
			47-2616735	4801719			730 Power Development, LLC	DE	NIA	Teachers Insurance and Annuity Association of America	Ownership	100.000	TIAA Board of Overseers	N	
			47-2622825	4810784			730 Carroll, LLC	DE	NIA	730 Power Development, LLC	Ownership	100.000	TIAA Board of Overseers	N	
				4949107			730 Cricket, LLC	DE	NIA	730 Power Development, LLC	Ownership	100.000	TIAA Board of Overseers	N	
			81-2580089				730 Westlands, LLC	DE	NIA	730 Power Development, LLC	Ownership	100.000	TIAA Board of Overseers	N	
			47-5363027	4936116			730 Telecom LLC	DE	NIA	Teachers Insurance and Annuity Association of America	Ownership	100.000	TIAA Board of Overseers	N	
			13-4042885	4599801			730 Texas Forest Holdings, Inc.	DE	NIA	Teachers Insurance and Annuity Association of America	Ownership	100.000	TIAA Board of Overseers	Y	
			51-0494351	4599838			730 Texas Timberlands II, Ltd.	TX	NIA	Teachers Insurance and Annuity Association of America	Ownership	99.500	TIAA Board of Overseers	N	1700
			51-0494351	4599838			730 Texas Timberlands II, Ltd.	TX	NIA	730 Texas Forest Holdings, Inc.	Ownership	0.500	TIAA Board of Overseers	N	1700
			13-4040842	4601722			TIAA Timberlands I, LLC	DE	NIA	Teachers Insurance and Annuity Association of America	Ownership	100.000	TIAA Board of Overseers	N	
			13-4085431	4601740			TIAA Timberlands II, LLC	DE	NIA	Teachers Insurance and Annuity Association of America	Ownership	100.000	TIAA Board of Overseers	N	
			13-4042888	4601713			730 Texas Timberlands, Ltd.	TX	NIA	TIAA Timberlands I, LLC	Ownership	99.500	TIAA Board of Overseers	N	1800
			13-4042888	4601713			730 Texas Timberlands, Ltd.	TX	NIA	730 Texas Forest Holdings, Inc.	Ownership	0.500	TIAA Board of Overseers	N	1800
			26-1870966	4314808			Active Extension Fund III, LLC	DE	NIA	Teachers Insurance and Annuity Association of America	Ownership	100.000	TIAA Board of Overseers	N	
			38-3847245	4602840			Actoil, LLC	DE	NIA	Teachers Insurance and Annuity Association of America	Ownership	100.000	TIAA Board of Overseers	N	
			45-2285816	4860501			Almond Processors, LLC	DE	NIA	Teachers Insurance and Annuity Association of America	Ownership	100.000	TIAA Board of Overseers	N	
			04-3671330	4860510			Treehouse California Almonds, LLC	CA	NIA	Almond Processors, LLC	Influence		TIAA Board of Overseers	N	
				4747134			ASC Holdings, LLC	DE	NIA	Teachers Insurance and Annuity Association of America	Influence		TIAA Board of Overseers	N	
			46-1952974	4599940			Broadleaf Timberland Investments, LLC	DE	NIA	Teachers Insurance and Annuity Association of America	Ownership	100.000	TIAA Board of Overseers	N	
			26-4647417	4601768			Quercus Forestland Account, LLC	NC	NIA	Broadleaf Timberland Investments, LLC	Ownership	99.000	TIAA Board of Overseers	N	
				4618346			Quercus Panama, LLC	DE	NIA	Quercus Forestland Account, LLC	Ownership	100.000	TIAA Board of Overseers	N	
				4651503			Quercus Algoma Corporation	CAN	NIA	Quercus Forestland Account, LLC	Ownership	100.000	TIAA Board of Overseers	N	
				4860538			Quercus Algoma Land Corporation	CAN	NIA	Quercus Algoma Corporation	Ownership	100.000	TIAA Board of Overseers	N	
			46-2916514	4613426			Quercus West Virginia, LLC	DE	NIA	Quercus Forestland Account, LLC	Ownership	99.900	TIAA Board of Overseers	N	
			47-2130842	4772275			Casa Student Housing Fund, LP	DE	NIA	Teachers Insurance and Annuity Association of America	Ownership	100.000	TIAA Board of Overseers	N	
			47-2167228	4776451			Casa Student Housing Fund Holdings, LLC	DE	NIA	Teachers Insurance and Annuity Association of America	Ownership	100.000	TIAA Board of Overseers	N	
			47-3994280	4865047			Shf-33d North Apts, LLC	DE	NIA	Casa Student Housing Fund Holdings, LLC	Ownership	100.000	TIAA Board of Overseers	N	
			47-4155469	4865056			Shf-Millennium One Apts, LLC	DE	NIA	Casa Student Housing Fund Holdings, LLC	Ownership	100.000	TIAA Board of Overseers	N	
			81-2450195	4990958			Shf-The Rocks Apts, LLC	DE	NIA	Casa Student Housing Fund Holdings, LLC	Ownership	100.000	TIAA Board of Overseers	N	
			47-4455610	4990967			PEP-TH CASA Student Housing, LLC	DE	NIA	Casa Student Housing Fund Holdings, LLC	Ownership	90.000	TIAA Board of Overseers	N	
			47-4455303	5194418			CSHF-PEP Purdue LLC	DE	NIA	PEP-TH CASA Student Housing, LLC	Ownership	100.000	TIAA Board of Overseers	N	
			30-0965548	5195237			CSHF-PEP USF LLC	DE	NIA	PEP-TH CASA Student Housing, LLC	Ownership	100.000	TIAA Board of Overseers	N	

135

STATEMENT AS OF JUNE 30, 2018 OF THE TIAA-CREF LIFE INSURANCE COMPANY

SCHEDULE Y

PART 1A - DETAIL OF INSURANCE HOLDING COMPANY SYSTEM

1	2	3	4	5	6	7	8	9	10	11	12	13	14	15	16
Group Code	Group Name	NAIC Company Code	ID Number	Federal RSSD	CIK	Name of Securities Exchange if Publicly Traded (U.S. or International)	Names of Parent, Subsidiaries Or Affiliates	Domiciliary Location	Relationship to Reporting Entity	Directly Controlled by (Name of Entity/Person)	Type of Control (Ownership, Board, Management, Attorney-in-Fact, Influence, Other)	If Control is Ownership Provide Percentage	Ultimate Controlling Entity(ies)/Person(s)	Is an SCA Filing Required? (Y/N)	*
			13-1624203	4600015			CCM Series, LLC	DE	NIA	Casa Student Housing Fund Holdings, LLC	Ownership	100.000	TIAA Board of Overseers	N	
			47-4069196	4899604			CCAP Fund 6 - 2015, L.P.	DE	NIA	CCM Series, LLC	Ownership	87.500	TIAA Board of Overseers	N	
			81-1205888	5010648			CCAP Fund 6 - 2016, L.P.	DE	NIA	CCM Series, LLC	Ownership	97.800	TIAA Board of Overseers	N	
			81-4732595	5183485			CCAP Fund 6 - 2017, L.P.	DE	NIA	CCM Series, LLC	Ownership	91.100	TIAA Board of Overseers	N	
			82-3167398				CCAP FUND 6 - 2018, L.P.	DE	NIA	CCM Series, LLC	Ownership	100.000	TIAA Board of Overseers	N	
			47-4079472	4899613			CCAP Fund 8 - 2015, L.P.	DE	NIA	CCM Series, LLC	Ownership	92.100	TIAA Board of Overseers	N	
			81-1212188	5010639			CCAP Fund 8 - 2016, L.P.	DE	NIA	CCM Series, LLC	Ownership	90.900	TIAA Board of Overseers	N	
			81-3718876	5047596			CCAP Fund 8 - 2017, L.P.	DE	NIA	CCM Series, LLC	Ownership	91.600	TIAA Board of Overseers	N	
			82-3182368				CCAP FUND 8 - 2018, L.P.	DE	NIA	CCM Series, LLC	Ownership	100.000	TIAA Board of Overseers	N	
			81-0784669	4990882			CCAP Fund GE, L.P.	DE	NIA	CCM Series, LLC	Ownership	89.000	TIAA Board of Overseers	N	
			81-0821374	4990903			CCAP Fund HFD, L.P.	DE	NIA	CCM Series, LLC	Ownership	98.600	TIAA Board of Overseers	N	
			81-0758188	4990891			CCAP Fund HFND, L.P.	DE	NIA	CCM Series, LLC	Ownership	93.600	TIAA Board of Overseers	N	
			81-0801804	4990921			CCAP Fund MRA, L.P.	DE	NIA	CCM Series, LLC	Ownership	93.000	TIAA Board of Overseers	N	
			81-0813037	4990912			CCAP Fund PDS, L.P.	DE	NIA	CCM Series, LLC	Ownership	89.300	TIAA Board of Overseers	N	
			13-1624203	4600024			CCM Series 2, LLC	DE	NIA	Teachers Insurance and Annuity Association of America	Ownership	100.000	TIAA Board of Overseers	N	
			81-0753491	4990930			CCAP Fund FI, L.P.	DE	NIA	CCM Series 2, LLC	Ownership	90.800	TIAA Board of Overseers	N	
			56-2672630	4600033			Ceres Agricultural Properties, LLC	DE	NIA	Teachers Insurance and Annuity Association of America	Ownership	100.000	TIAA Board of Overseers	N	
			37-1555322	4601816			Premiere Agricultural Properties, LLC	DE	NIA	Ceres Agricultural Properties, LLC	Ownership	100.000	TIAA Board of Overseers	N	
			80-0843991	4628596			Loma del Rio Vineyards, LLC	DE	NIA	Premiere Agricultural Properties, LLC	Ownership	45.000	TIAA Board of Overseers	N	1900
			36-4620107	4601825			Premiere Columbia Properties, LLC	DE	NIA	Ceres Agricultural Properties, LLC	Ownership	100.000	TIAA Board of Overseers	N	
			30-0449681	4601834			Premiere Farm Properties, LLC	DE	NIA	Ceres Agricultural Properties, LLC	Ownership	100.000	TIAA Board of Overseers	N	
			26-3484719	4601843			Demeter Agricultural Properties II, LLC	DE	NIA	Ceres Agricultural Properties, LLC	Ownership	100.000	TIAA Board of Overseers	N	
			26-0352203	4628372			International Agricultural Investors, LLC	DE	NIA	Ceres Agricultural Properties, LLC	Ownership	99.200	TIAA Board of Overseers	N	
				4633321			IAI Australia Pty., Ltd.	AUS	NIA	International Agricultural Investors, LLC	Ownership	100.000	TIAA Board of Overseers	N	
				4633330			IAI Australia Trust	AUS	NIA	International Agricultural Investors, LLC	Ownership	100.000	TIAA Board of Overseers	N	
			26-0460488	4633358			IAI USA, LLC	DE	NIA	International Agricultural Investors, LLC	Ownership	100.000	TIAA Board of Overseers	N	
			26-2745365	4628363			International Agricultural Investors Fund II, LLC	DE	NIA	Ceres Agricultural Properties, LLC	Ownership	99.000	TIAA Board of Overseers	N	
				4633303			IAI Australia Fund II, Pty., Ltd.	AUS	NIA	International Agricultural Investors Fund II, LLC	Ownership	100.000	TIAA Board of Overseers	N	
				4633312			IAI Australia Fund II Trust	AUS	NIA	International Agricultural Investors Fund II, LLC	Ownership	100.000	TIAA Board of Overseers	N	
			26-2747755	4633349			IAI USA Fund II, LLC	DE	NIA	International Agricultural Investors Fund II, LLC	Ownership	100.000	TIAA Board of Overseers	N	
			98-1402136				Churchill Middle Market CLO IV Ltd.	CYM	NIA	Teachers Insurance and Annuity Association of America	Ownership	100.000	TIAA Board of Overseers	N	
			81-1810508	5041624			Churchill Middle Market Senior Loan Fund, LP	DE	NIA	Teachers Insurance and Annuity Association of America	Management		TIAA Board of Overseers	N	
			26-3049305	4601928			Demeter Agricultural Properties, LLC	DE	NIA	Teachers Insurance and Annuity Association of America	Ownership	100.000	TIAA Board of Overseers	N	
				4601852			Mansilla Participaciones LTDA	BRA	NIA	Demeter Agricultural Properties, LLC	Ownership	0.000	TIAA Board of Overseers	N	2000
			45-2632248	4600770			Dionysus Properties, LLC	DE	NIA	Teachers Insurance and Annuity Association of America	Ownership	100.000	TIAA Board of Overseers	N	
			94-3306131	4601861			Silverado Premium Properties, LLC	CA	NIA	Dionysus Properties, LLC	Ownership	100.000	TIAA Board of Overseers	N	
			68-0436609	4612764			Arroyo Loma, LLC	DE	NIA	Silverado Premium Properties, LLC	Ownership	100.000	TIAA Board of Overseers	N	
			75-3025596	4612867			Chalk Ridge Vineyard, LLC	CA	NIA	Silverado Premium Properties, LLC	Ownership	100.000	TIAA Board of Overseers	N	
			20-3964695	4613314			Hobson Avenue Vineyard, LLC	CA	NIA	Silverado Premium Properties, LLC	Ownership	100.000	TIAA Board of Overseers	N	
			26-1542713	4613417			Marsino Vineyard, LLC	CA	NIA	Silverado Premium Properties, LLC	Ownership	100.000	TIAA Board of Overseers	N	
			20-2103733	4613864			Silverado Los Alamos Vineyards, LLC	CA	NIA	Silverado Premium Properties, LLC	Ownership	100.000	TIAA Board of Overseers	N	
			20-2490906	4613882			Silverado SLO Vineyards, LLC	CA	NIA	Silverado Premium Properties, LLC	Ownership	100.000	TIAA Board of Overseers	N	
			20-2103788	4613891			Silverado Sonoma Vineyard, LLC	CA	NIA	Silverado Premium Properties, LLC	Ownership	100.000	TIAA Board of Overseers	N	
			68-0466083	4613949			SPP Napa Vineyards, LLC	DE	NIA	Silverado Premium Properties, LLC	Ownership	100.000	TIAA Board of Overseers	N	

STATEMENT AS OF JUNE 30, 2018 OF THE TIAA-CREF LIFE INSURANCE COMPANY

SCHEDULE Y

PART 1A - DETAIL OF INSURANCE HOLDING COMPANY SYSTEM

1	2	3	4	5	6	7	8	9	10	11	12	13	14	15	16
Group Code	Group Name	NAIC Company Code	ID Number	Federal RSSD	CIK	Name of Securities Exchange if Publicly Traded (U.S. or International)	Names of Parent, Subsidiaries Or Affiliates	Domiciliary Location	Relationship to Reporting Entity	Directly Controlled by (Name of Entity/Person)	Type of Control (Ownership, Board, Management, Attorney-in-Fact, Influence, Other)	If Control is Ownership Provide Percentage	Ultimate Controlling Entity(ies)/Person(s)	Is an SCA Filing Required? (Y/N)	*
			94-3361818	4613967			Stanly Ranch Vineyards, LLC	CA	NIA	Silverado Premium Properties, LLC	Ownership	100.000	TIAA Board of Overseers	N	
			26-3774024	4613976			Suscol Mountain Vineyards, LLC	CA	NIA	Silverado Premium Properties, LLC	Ownership	100.000	TIAA Board of Overseers	N	
			26-2766605	4614665			Terra Ventosa Vineyards, LLC	CA	NIA	Silverado Premium Properties, LLC	Ownership	100.000	TIAA Board of Overseers	N	
			43-3997217	4601870			Silverado Winegrowers Holdings, LLC	DE	NIA	Dionysus Properties, LLC	Ownership	100.000	TIAA Board of Overseers	N	
			68-0443927	4613921			Silverado Winegrowers LLC	CA	NIA	Silverado Winegrowers Holdings, LLC	Ownership	100.000	TIAA Board of Overseers	N	
			94-3357571	4614759			Alta Loma Vineyard, LLC	CA	NIA	Silverado Winegrowers LLC	Ownership	100.000	TIAA Board of Overseers	N	
			94-3312405	4615671			Oak Knoll Napa Vineyards, LLC	CA	NIA	Silverado Winegrowers LLC	Ownership	100.000	TIAA Board of Overseers	N	
			91-1806950	4615783			Silverado Suscol, LLC	CA	NIA	Silverado Winegrowers LLC	Ownership	100.000	TIAA Board of Overseers	N	
			45-4820104	4617077			SWG Paso Vineyard, LLC	CA	NIA	Silverado Winegrowers LLC	Ownership	100.000	TIAA Board of Overseers	N	
			26-3561447	4599708	1454640		Distressed Opportunities Fund, L.P.	DE	NIA	Teachers Insurance and Annuity Association of America	Ownership	50.000	TIAA Board of Overseers	N	
				4680307			DWM Inclusive Finance Equity Fund II	LUX	NIA	Teachers Insurance and Annuity Association of America	Influence		TIAA Board of Overseers	N	
			98-0580879	4633947			DWM Microfinance Equity Fund I	LUX	NIA	Teachers Insurance and Annuity Association of America	Influence		TIAA Board of Overseers	N	
				5165481			Enterprise Homes Preservation Fund, LLC	MD	NIA	Teachers Insurance and Annuity Association of America	Ownership	70.400	TIAA Board of Overseers	N	
			04-3718449	4643003			Envisage Information Systems, LLC	NY	NIA	Teachers Insurance and Annuity Association of America	Ownership	100.000	TIAA Board of Overseers	N	
			30-0701953	4633974			EPP LFG I, LLC	DE	NIA	Teachers Insurance and Annuity Association of America	Influence		TIAA Board of Overseers	N	
				4894805			Global Real Estate Debt Partners – Fund I (UK)	LUX	NIA	Teachers Insurance and Annuity Association of America	Ownership	36.300	TIAA Board of Overseers	N	2100
							Global Real Estate Debt Partners – Fund II (UK) SCSp	LUX	NIA	Teachers Insurance and Annuity Association of America	Management		TIAA Board of Overseers	N	1200
							GREDP II Holding S.à.r.l	LUX	NIA	Global Real Estate Debt Partners – Fund II (UK) SCSp	Ownership	100.000	TIAA Board of Overseers	N	
							GREDP II Lending Limited	GBR	NIA	Global Real Estate Debt Partners – Fund II (UK) SCSp	Ownership	100.000	TIAA Board of Overseers	N	
			20-1930384		1684621		Gresham CMS Fund, LLC	DE	NIA	Teachers Insurance and Annuity Association of America	Ownership	100.000	TIAA Board of Overseers	N	
			32-0509812		1699398		GreshamQuant ACAR Fund LLC	DE	NIA	Teachers Insurance and Annuity Association of America	Ownership	100.000	TIAA Board of Overseers	N	
			81-0737062	4952750			Growth Capital Fund I, L.P.	DE	NIA	Teachers Insurance and Annuity Association of America	Ownership	94.000	TIAA Board of Overseers	N	
				4860556			Inception GP LLC	DE	NIA	Teachers Insurance and Annuity Association of America	Ownership	100.000	TIAA Board of Overseers	N	
			46-2031403	4860800			Inception Partners IV, LP	DE	NIA	Teachers Insurance and Annuity Association of America	Influence		TIAA Board of Overseers	N	
			46-2062147	4860819			Inception Partners V, LP	DE	NIA	Teachers Insurance and Annuity Association of America	Influence		TIAA Board of Overseers	N	
			27-4149157	4860846			Infra Alpha, LLC	DE	NIA	Teachers Insurance and Annuity Association of America	Ownership	100.000	TIAA Board of Overseers	N	
			27-3900641	4860855			EMG Investments, LLC	DE	NIA	Infra Alpha, LLC	Influence		TIAA Board of Overseers	N	
			47-4169877	4874656			Lewis & Clark Timberlands, LLC	DE	NIA	Teachers Insurance and Annuity Association of America	Ownership	57.400	TIAA Board of Overseers	N	
			47-4187541	4876436			L&C Log Co, LLC	DE	NIA	Lewis & Clark Timberlands, LLC	Ownership	100.000	TIAA Board of Overseers	N	
			47-4196668	4945967			L&C Tree Farms, LLC	DE	NIA	Lewis & Clark Timberlands, LLC	Ownership	100.000	TIAA Board of Overseers	N	
			47-5300478	4946384			L&C TRS LLC	DE	NIA	L&C Tree Farms, LLC	Ownership	100.000	TIAA Board of Overseers	N	
			27-2007833	4635334			Liberty M & R SPV II, LP	DE	NIA	Teachers Insurance and Annuity Association of America	Ownership	100.000	TIAA Board of Overseers	N	
				4601852			Mansilla Participacoes LTDA	BRA	NIA	Teachers Insurance and Annuity Association of America	Ownership	99.900	TIAA Board of Overseers	N	2000
				4634654			Radar Propriedades Agricolas S.A.	BRA	NIA	Mansilla Participacoes LTDA	Influence		TIAA Board of Overseers	N	

STATEMENT AS OF JUNE 30, 2018 OF THE TIAA-CREF LIFE INSURANCE COMPANY

SCHEDULE Y
PART 1A - DETAIL OF INSURANCE HOLDING COMPANY SYSTEM

1	2	3	4	5	6	7	8	9	10	11	12	13	14	15	16
Group Code	Group Name	NAIC Company Code	ID Number	Federal RSSD	CIK	Name of Securities Exchange if Publicly Traded (U.S. or International)	Names of Parent, Subsidiaries Or Affiliates	Domi-ciliary Location	Relation-ship to Reporting Entity	Directly Controlled by (Name of Entity/Person)	Type of Control (Ownership, Board, Management, Attorney-in-Fact, Influence, Other)	If Control is Ownership Provide Percentage	Ultimate Controlling Entity(ies)/Person(s)	Is an SCA Filing Re-quired? (Y/N)	*
				4643049			Nova Amaralina S.A. Propriedades Agricolas	.BRA	NIA	Radar Propriedades Agricolas S.A.	Ownership	100.000	TIAA Board of Overseers	.N	
				4643320			Nova Agricola Ponte Alta S.A.	.BRA	NIA	Radar Propriedades Agricolas S.A.	Ownership	100.000	TIAA Board of Overseers	.N	
				4643058			Nova Santa Barbara Agricola S.A.	.BRA	NIA	Radar Propriedades Agricolas S.A.	Ownership	100.000	TIAA Board of Overseers	.N	
				4644523			Terras da Ponte Alta S.A.	.BRA	NIA	Radar Propriedades Agricolas S.A.	Ownership	100.000	TIAA Board of Overseers	.N	
				4634645			Radar II Propriedades Agricolas S.A.	.BRA	NIA	Mansilla Participacoes LTDA	Influence		TIAA Board of Overseers	.N	
				4643085			Proud Participacoes S.A.	.BRA	NIA	Radar II Propriedades Agricolas S.A.	Ownership	100.000	TIAA Board of Overseers	.N	
				4644336			Vale De Ponte Alta S.A.	.BRA	NIA	Radar II Propriedades Agricolas S.A.	Ownership	100.000	TIAA Board of Overseers	.N	
				4644318			Bioinvestments Negocios e Participacoes	.BRA	NIA	Radar II Propriedades Agricolas S.A.	Ownership	100.000	TIAA Board of Overseers	.N	
				4644309			Aguas de Ponte Alta S.A.	.BRA	NIA	Radar II Propriedades Agricolas S.A.	Ownership	100.000	TIAA Board of Overseers	.N	
			13-1624203	5077137			MM Funding, LLC	.DE	NIA	Teachers Insurance and Annuity Association of America	Ownership	100.000	TIAA Board of Overseers	.N	
			47-0902011	5043075			MyVest Corporation	.DE	NIA	Teachers Insurance and Annuity Association of America	Ownership	100.000	TIAA Board of Overseers	.Y	
			11-3034756	4600789			ND Properties, Inc.	.DE	NIA	Teachers Insurance and Annuity Association of America	Ownership	100.000	TIAA Board of Overseers	.Y	
				4634917			Norteshopping Retail and Leisure Centre BV	.MLD	NIA	ND Properties, Inc.	Ownership	50.000	TIAA Board of Overseers	.N	
				4634926			Norteshopping - Centro Commercial, S.A.	.PRT	NIA	Norteshopping Retail and Leisure Centre BV	Ownership	100.000	TIAA Board of Overseers	.N	
			11-3034756	4611806			TIAA Stafford-Harrison LLC	.DE	NIA	ND Properties, Inc.	Ownership	100.000	TIAA Board of Overseers	.N	
				4611824			ND Europe S.a.r.l.	.LUX	NIA	ND Properties, Inc.	Ownership	100.000	TIAA Board of Overseers	.N	
				4912781			ND Europe Office Holding S.à r.l.	.LUX	NIA	ND Europe S.a.r.l.	Ownership	100.000	TIAA Board of Overseers	.N	
				4925558			Cityhold Nympe S.à r.l.	.LUX	NIA	ND Europe Office Holding S.à r.l.	Ownership	6.000	TIAA Board of Overseers	.N	2200
				4925530			Cityhold Propco 11 S.à r.l.	.LUX	NIA	ND Europe Office Holding S.à r.l.	Ownership	50.000	TIAA Board of Overseers	.N	
				4914776			Cityhold Euro S.à r.l.	.LUX	NIA	ND Europe Office Holding S.à r.l.	Ownership	6.000	TIAA Board of Overseers	.N	2300
				4913416			Cityhold Office Partnership S.à r.l.	.LUX	NIA	ND Europe Office Holding S.à r.l.	Ownership	50.000	TIAA Board of Overseers	.N	
							Cityhold Iconic Holding SAS	.FRA	NIA	Cityhold Office Partnership S.à r.l.	Ownership	100.000	TIAA Board of Overseers	.N	
							Cityhold Iconic Hotel SNC	.FRA	NIA	Cityhold Iconic Holding SAS	Ownership	88.000	TIAA Board of Overseers	.N	
							Cityhold Iconic Office SCI	.FRA	NIA	Cityhold Iconic Holding SAS	Ownership	100.000	TIAA Board of Overseers	.N	
							Cityhold Iconic Retail SNC	.FRA	NIA	Cityhold Iconic Holding SAS	Ownership	100.000	TIAA Board of Overseers	.N	
							Cityhold Iconic Youth Hostel SNC	.FRA	NIA	Cityhold Iconic Holding SAS	Ownership	100.000	TIAA Board of Overseers	.N	
				4925558			Cityhold Nympe S.à r.l.	.LUX	NIA	Cityhold Office Partnership S.à r.l.	Ownership	100.000	TIAA Board of Overseers	.N	2200
				4920094			Cityhold Propco 6 S.à r.l.	.LUX	NIA	Cityhold Office Partnership S.à r.l.	Ownership	100.000	TIAA Board of Overseers	.N	
							Cityhold Iconic Hotel OPCO SAS	.FRA	NIA	Cityhold Propco 6 S.à r.l.	Ownership	100.000	TIAA Board of Overseers	.N	
							Cityhold Iconic Investment S.à r.l.	.LUX	NIA	Cityhold Propco 6 S.à r.l.	Ownership	100.000	TIAA Board of Overseers	.N	
				4925521			Cityhold Propco 9 S.à r.l.	.LUX	NIA	Cityhold Office Partnership S.à r.l.	Ownership	100.000	TIAA Board of Overseers	.N	
				4612746			36 Rue La Fayette SAS	.FRA	NIA	Cityhold Propco 9 S.à r.l.	Ownership	100.000	TIAA Board of Overseers	.N	
				4613828			SAS Roosevelt	.FRA	NIA	Cityhold Propco 9 S.à r.l.	Ownership	100.000	TIAA Board of Overseers	.N	
				4914767			Roosevelt Participation S.à r.l.	.LUX	NIA	Cityhold Propco 9 S.à r.l.	Ownership	100.000	TIAA Board of Overseers	.N	
				4615578			SNC Roosevelt	.FRA	NIA	SAS Roosevelt	Ownership	100.000	TIAA Board of Overseers	.N	2400
				4615578			SNC Roosevelt	.FRA	NIA	Roosevelt Participation S.à r.l.	Ownership	0.000	TIAA Board of Overseers	.N	2400
				4613819			154 Rue De L'Universite SAS	.FRA	NIA	Cityhold Propco 9 S.à r.l.	Ownership	100.000	TIAA Board of Overseers	.N	
				4615701			154 Rue De L'Universite S.a.r.l	.FRA	NIA	154 Rue De L'Universite SAS	Ownership	100.000	TIAA Board of Overseers	.N	
				4612876			Courcelles 70 SAS	.FRA	NIA	Cityhold Propco 9 S.à r.l.	Ownership	100.000	TIAA Board of Overseers	.N	
				4914776			Cityhold Euro S.à r.l.	.LUX	NIA	Cityhold Propco 9 S.à r.l.	Ownership	88.000	TIAA Board of Overseers	.N	2300
				4925549			Cityhold Propco 7 S.à r.l.	.LUX	NIA	Cityhold Euro S.à r.l.	Ownership	100.000	TIAA Board of Overseers	.N	
				4925615			Cityhold Propco 10 S.à r.l.	.LUX	NIA	Cityhold Euro S.à r.l.	Ownership	100.000	TIAA Board of Overseers	.N	
							Redevelopment Property II B.V.	.LUX	NIA	Cityhold Propco 9 S.à r.l.	Ownership	100.000	TIAA Board of Overseers	.N	
				4925633			Cityhold Propco 12 S.à r.l.	.LUX	NIA	Cityhold Office Partnership S.à r.l.	Ownership	100.000	TIAA Board of Overseers	.N	
				4914785			Cityhold Sterling S.à r.l.	.LUX	NIA	Cityhold Office Partnership S.à r.l.	Ownership	100.000	TIAA Board of Overseers	.N	
				4914758			Cityhold UK Holding S.à r.l.	.LUX	NIA	Cityhold Sterling S.à r.l.	Ownership	100.000	TIAA Board of Overseers	.N	
				4919753			Cityhold UK Investment S.à r.l.	.LUX	NIA	Cityhold UK Holding S.à r.l.	Ownership	100.000	TIAA Board of Overseers	.N	
				4651343			London Belgrave Unit Trust	.JEY	NIA	Cityhold UK Holding S.à r.l.	Ownership	99.800	TIAA Board of Overseers	.N	2500
				4651343			London Belgrave Unit Trust	.JEY	NIA	Cityhold UK Investment S.à r.l.	Ownership	0.200	TIAA Board of Overseers	.N	2500
				4949198			CLOF Victoria Nominee 1 Limited	.GBR	NIA	London Belgrave Unit Trust	Ownership	100.000	TIAA Board of Overseers	.N	

STATEMENT AS OF JUNE 30, 2018 OF THE TIAA-CREF LIFE INSURANCE COMPANY

SCHEDULE Y

PART 1A - DETAIL OF INSURANCE HOLDING COMPANY SYSTEM

1	2	3	4	5	6	7	8	9	10	11	12	13	14	15	16
Group Code	Group Name	NAIC Company Code	ID Number	Federal RSSD	CIK	Name of Securities Exchange if Publicly Traded (U.S. or International)	Names of Parent, Subsidiaries Or Affiliates	Domi-ciliary Location	Relation-ship to Reporting Entity	Directly Controlled by (Name of Entity/Person)	Type of Control (Ownership, Board, Management, Attorney-in-Fact, Influence, Other)	If Control is Ownership Provide Percentage	Ultimate Controlling Entity(ies)/Person(s)	Is an SCA Filing Re-quired? (Y/N)	*
				4949228			CLOF Victoria Nominee 2 Limited	GBR	NIA	London Belgrave Unit Trust	Ownership	100.000	TIAA Board of Overseers	N	
				4844341			New Fetter Lane Unit Trust	JEY	NIA	Cityhold UK Holding S.à r.l.	Ownership	99.900	TIAA Board of Overseers	N	2600
				4844341			New Fetter Lane Unit Trust	JEY	NIA	Cityhold UK Investment S.à r.l.	Ownership	0.100	TIAA Board of Overseers	N	2600
				4919744			60 Great Portland Street Unit Trust	JEY	NIA	Cityhold UK Holding S.à r.l.	Ownership	99.400	TIAA Board of Overseers	N	2700
				4919744			60 Great Portland Street Unit Trust	JEY	NIA	Cityhold UK Investment S.à r.l.	Ownership	0.600	TIAA Board of Overseers	N	2700
				4920076			SMA Holding S.à r.l.	LUX	NIA	Cityhold UK Investment S.à r.l.	Ownership	100.000	TIAA Board of Overseers	N	
				4919744			70 St Mary Axe Unit Trust	JEY	NIA	SMA Holding S.à r.l.	Ownership	99.900	TIAA Board of Overseers	N	2800
				4919744			70 St Mary Axe Unit Trust	JEY	NIA	Cityhold UK Investment S.à r.l.	Ownership	0.100	TIAA Board of Overseers	N	2800
				4920067			HV Properties S.à r.l.	LUX	NIA	Cityhold UK Holding S.à r.l.	Ownership	100.000	TIAA Board of Overseers	N	
				4925763			HV Freehold S.à r.l.	LUX	NIA	HV Properties S.à r.l.	Ownership	100.000	TIAA Board of Overseers	N	
				4920049			KS Freehold S.à r.l.	LUX	NIA	Cityhold Sterling S.à r.l.	Ownership	100.000	TIAA Board of Overseers	N	
				4920058			Cityhold Participations S.à r.l.	LUX	NIA	Cityhold Sterling S.à r.l.	Ownership	100.000	TIAA Board of Overseers	N	
				4920085			SMA Investment S.à r.l.	LUX	NIA	Cityhold Sterling S.à r.l.	Ownership	100.000	TIAA Board of Overseers	N	
				4614704			TIAA Lux 9 S.à r.l.	LUX	NIA	Cityhold Office Partnership S.à r.l.	Ownership	100.000	TIAA Board of Overseers	N	
				4615738			SAS Malachite	FRA	NIA	TIAA Lux 9 S.a.r.l	Ownership	100.000	TIAA Board of Overseers	N	
				4616847			SNC Garnet-TIAA	FRA	NIA	SAS Malachite	Ownership	100.000	TIAA Board of Overseers	N	
				4616856			SNC La Defense	FRA	NIA	SAS Malachite	Ownership	100.000	TIAA Board of Overseers	N	
				4616865			SNC Lazuli	FRA	NIA	SAS Malachite	Ownership	100.000	TIAA Board of Overseers	N	
				4616874			SNC Peridot	FRA	NIA	SAS Malachite	Ownership	100.000	TIAA Board of Overseers	N	
				4612997			T-C Neuperlach Development S.a.r.l.	LUX	NIA	ND Europe S.a.r.l.	Ownership	51.000	TIAA Board of Overseers	N	
				4613015			T-C Pep Holding S.a.r.l.	LUX	NIA	ND Europe S.a.r.l.	Ownership	51.000	TIAA Board of Overseers	N	
				4617497			T-C Pep Property S.a.r.l.	LUX	NIA	T-C Pep Holding S.a.r.l.	Ownership	100.000	TIAA Board of Overseers	N	
				4617488			T-C Pep Asset S.a.r.l.	LUX	NIA	T-C Pep Holding S.a.r.l.	Ownership	100.000	TIAA Board of Overseers	N	
				4613837			Villabe SAS	FRA	NIA	ND Europe S.a.r.l.	Ownership	100.000	TIAA Board of Overseers	N	
				4614807			Des Bateaux SARL	FRA	NIA	Villabe SAS	Ownership	100.000	TIAA Board of Overseers	N	
				4612821			Bruyeres I SAS	FRA	NIA	ND Europe S.a.r.l.	Ownership	100.000	TIAA Board of Overseers	N	
				4614898			Olympe Holding SARL	FRA	NIA	Bruyeres I SAS	Ownership	100.000	TIAA Board of Overseers	N	
				4862998			Olympe EURL	FRA	NIA	Olympe Holding SARL	Ownership	100.000	TIAA Board of Overseers	N	
				4612830			Bruyeres II SAS	FRA	NIA	ND Europe S.a.r.l.	Ownership	100.000	TIAA Board of Overseers	N	
				4615587			Servin Holding SARL	FRA	NIA	Bruyeres II SAS	Ownership	100.000	TIAA Board of Overseers	N	
				4617684			Servin EURL	FRA	NIA	Servin Holding SARL	Ownership	100.000	TIAA Board of Overseers	N	
				4614674			TIAA Lux 11 S.a.r.l	LUX	NIA	ND Europe S.a.r.l.	Ownership	51.000	TIAA Board of Overseers	N	
				4615635			Gropius Passagen Verwaltungs GmbH	DEU	NIA	TIAA Lux 11 S.a.r.l	Ownership	80.000	TIAA Board of Overseers	N	
				4615644			Gropius S.a.r.l	LUX	NIA	TIAA Lux 11 S.a.r.l	Ownership	80.000	TIAA Board of Overseers	N	
				4615626			Gropius Passagen GmbH & Co KG	DEU	NIA	Gropius S.a.r.l	Ownership	99.800	TIAA Board of Overseers	N	2900
				4615626			Gropius Passagen GmbH & Co KG	DEU	NIA	TIAA Lux 11 S.a.r.l	Ownership	0.200	TIAA Board of Overseers	N	2900
				4611842			TIAA Lux 5 S.a.r.l.	LUX	NIA	ND Properties, Inc.	Ownership	51.000	TIAA Board of Overseers	N	
				4612906			Erlangen Arcaden Verwaltungs GmbH	DEU	NIA	TIAA Lux 5 S.a.r.l.	Ownership	100.000	TIAA Board of Overseers	N	
				4612885			Erlangen Arcaden GmbH & Co. KG	DEU	NIA	TIAA Lux 5 S.a.r.l.	Ownership	94.900	TIAA Board of Overseers	N	3000
				4612885			Erlangen Arcaden GmbH & Co. KG	DEU	NIA	Erlangen Arcaden Verwaltungs GmbH	Ownership	5.100	TIAA Board of Overseers	N	3000
			20-1371171	4611851	1378575		U.S. Cities Fund, LP	DE	NIA	ND Properties, Inc.	Management		TIAA Board of Overseers	N	3100
			20-1371171	4611851	1378575		U.S. Cities Fund, LP	DE	NIA	U.S. Cities Fund GP, LLC	Management		TIAA Board of Overseers	N	3100
			20-1371379	4614638			U.S. Cities Fund REIT, LLC	DE	NIA	U.S. Cities Fund, LP	Ownership	100.000	TIAA Board of Overseers	N	
			81-2193218	4952639			T-C Coronado LLC	DE	NIA	U.S. Cities Fund REIT, LLC	Ownership	100.000	TIAA Board of Overseers	N	
			47-4841790	4914721			T-C Ocean Air, LLC	DE	NIA	U.S. Cities Fund REIT, LLC	Ownership	100.000	TIAA Board of Overseers	N	
			20-1364650	4617590			U.S. Cities Fund Operating GP, LLC	DE	NIA	U.S. Cities Fund REIT, LLC	Ownership	100.000	TIAA Board of Overseers	N	
			20-1371235	4617602			U.S. Cities Fund Operating, LP	DE	NIA	U.S. Cities Fund REIT, LLC	Ownership	100.000	TIAA Board of Overseers	N	
			45-3755756	4863463			T-C 40 Broad Street LLC	DE	NIA	U.S. Cities Fund Operating, LP	Ownership	100.000	TIAA Board of Overseers	N	
			45-4768909	4618289			T-C 3333 Wisconsin Avenue, LLC	DE	NIA	U.S. Cities Fund Operating, LP	Ownership	100.000	TIAA Board of Overseers	N	
			29-1963113				T-C Cypress Park West LLC	DE	NIA	U.S. Cities Fund Operating, LP	Ownership	100.000	TIAA Board of Overseers	N	
			45-2612359	4617723			T-C Ellington LLC	DE	NIA	U.S. Cities Fund Operating, LP	Ownership	100.000	TIAA Board of Overseers	N	
			46-5061808	4702928			T-C Falls Center Townhouses LLC	DE	NIA	U.S. Cities Fund Operating, LP	Ownership	100.000	TIAA Board of Overseers	N	
			26-1700245	4617853			T-C King Street Station LLC	DE	NIA	U.S. Cities Fund Operating, LP	Ownership	100.000	TIAA Board of Overseers	N	
			27-3760906	4617947			T-C Newbury Common LLC	DE	NIA	U.S. Cities Fund Operating, LP	Ownership	100.000	TIAA Board of Overseers	N	

STATEMENT AS OF JUNE 30, 2018 OF THE TIAA-CREF LIFE INSURANCE COMPANY

SCHEDULE Y

PART 1A - DETAIL OF INSURANCE HOLDING COMPANY SYSTEM

1	2	3	4	5	6	7	8	9	10	11	12	13	14	15	16
Group Code	Group Name	NAIC Company Code	ID Number	Federal RSSD	CIK	Name of Securities Exchange if Publicly Traded (U.S. or International)	Names of Parent, Subsidiaries Or Affiliates	Domiciliary Location	Relationship to Reporting Entity	Directly Controlled by (Name of Entity/Person)	Type of Control (Ownership, Board, Management, Attorney-in-Fact, Influence, Other)	If Control is Ownership Provide Percentage	Ultimate Controlling Entity(ies)/Person(s)	Is an SCA Filing Required? (Y/N)	*
			47-2474310	4793038			T-C Park 19 LLC	DE	NIA	U.S. Cities Fund Operating, LP	Ownership	100.000	TIAA Board of Overseers	N	
			47-2532161	4793047			T-C Savier Street Flats LLC	DE	NIA	U.S. Cities Fund Operating, LP	Ownership	100.000	TIAA Board of Overseers	N	
			27-4180357	4618113			T-C State House on Congress Apartments LLC	DE	NIA	U.S. Cities Fund Operating, LP	Ownership	100.000	TIAA Board of Overseers	N	
			14-2005711	4618131			T-C Stonecrest LLC	DE	NIA	U.S. Cities Fund Operating, LP	Ownership	100.000	TIAA Board of Overseers	N	
			45-2892182	4618177			T-C Trio Apartments LLC	DE	NIA	U.S. Cities Fund Operating, LP	Ownership	100.000	TIAA Board of Overseers	N	
			81-3629374	5057670			TOPF 300 SW 27 LLC	DE	NIA	U.S. Cities Fund Operating, LP	Ownership	100.000	TIAA Board of Overseers	N	
			81-3738136	5115495			U.S. Cities Industrial Fund LP	DE	NIA	U.S. Cities Fund Operating, LP	Ownership	100.000	TIAA Board of Overseers	N	
			81-3681230	5115972			U.S. Cities Industrial Fund REIT LLC	DE	NIA	U.S. Cities Industrial Fund LP	Ownership	100.000	TIAA Board of Overseers	N	
			81-3671343	5116755			U.S. Cities Industrial Fund Operating GP LLC	DE	NIA	U.S. Cities Industrial Fund REIT LLC	Ownership	100.000	TIAA Board of Overseers	N	
			81-3757117	5116250			U.S. Cities Industrial Fund Operating LP	DE	NIA	U.S. Cities Industrial Fund REIT LLC	Ownership	100.000	TIAA Board of Overseers	N	
			30-0977024	5116803			T-C Business Parkway LLC	DE	NIA	U.S. Cities Industrial Fund Operating LP	Ownership	100.000	TIAA Board of Overseers	N	
			37-1853906	5116728			T-C Gorman Road LLC	DE	NIA	U.S. Cities Industrial Fund Operating LP	Ownership	100.000	TIAA Board of Overseers	N	
			36-4863777	5116737			T-C Hermosa Avenue LLC	DE	NIA	U.S. Cities Industrial Fund Operating LP	Ownership	100.000	TIAA Board of Overseers	N	
			35-2589556	5116746			T-C Lakewood Corporate Center LLC	DE	NIA	U.S. Cities Industrial Fund Operating LP	Ownership	100.000	TIAA Board of Overseers	N	
				5116764			T-C Miraloma Avenue LLC	DE	NIA	U.S. Cities Industrial Fund Operating LP	Ownership	100.000	TIAA Board of Overseers	N	
			81-3765537	5115507			U.S. Cities Multifamily Fund LP	DE	NIA	U.S. Cities Fund Operating, LP	Ownership	100.000	TIAA Board of Overseers	N	
			81-3870674	5115963			U.S. Cities Multifamily Fund REIT LLC	DE	NIA	U.S. Cities Multifamily Fund LP	Ownership	100.000	TIAA Board of Overseers	N	
							U.S. Cities Multifamily Fund Operating GP LLC	DE	NIA	U.S. Cities Multifamily Fund REIT LLC	Ownership	100.000	TIAA Board of Overseers	N	
			81-3716920	5116782			U.S. Cities Multifamily Fund Operating LP	DE	NIA	U.S. Cities Multifamily Fund REIT LLC	Ownership	100.000	TIAA Board of Overseers	N	
			81-3794611	5116773			U.S. Cities Multifamily Fund Operating LP	DE	NIA	U.S. Cities Multifamily Fund REIT LLC	Ownership	100.000	TIAA Board of Overseers	N	
			81-3814378	5115516			U.S. Cities Office Fund LP	DE	NIA	U.S. Cities Fund Operating, LP	Ownership	100.000	TIAA Board of Overseers	N	
			81-3911937	5115945			U.S. Cities Office Fund REIT LLC	DE	NIA	U.S. Cities Office Fund LP	Ownership	100.000	TIAA Board of Overseers	N	
			81-3881522	5116595			U.S. Cities Office Fund Operating GP LLC	DE	NIA	U.S. Cities Office Fund REIT LLC	Ownership	100.000	TIAA Board of Overseers	N	
			81-3839479	5116791			U.S. Cities Office Fund Operating LP	DE	NIA	U.S. Cities Office Fund REIT LLC	Ownership	100.000	TIAA Board of Overseers	N	
			38-4031444	5117604			T-C 2500 Wilson Boulevard LLC	DE	NIA	U.S. Cities Office Fund Operating LP	Ownership	100.000	TIAA Board of Overseers	N	
			30-0977037	5117613			T-C Ridgepointe Corporate Center LLC	DE	NIA	U.S. Cities Office Fund Operating LP	Ownership	100.000	TIAA Board of Overseers	N	
			38-4031398	5117622			T-C Township 14 LLC	DE	NIA	U.S. Cities Office Fund Operating LP	Ownership	100.000	TIAA Board of Overseers	N	
			35-2589573	5117631			T-C World Trade Center North LLC	DE	NIA	U.S. Cities Office Fund Operating LP	Ownership	100.000	TIAA Board of Overseers	N	
			81-3437405	5057689			U.S. Cities Retail CPF Fund LP	DE	NIA	U.S. Cities Fund Operating, LP	Ownership	100.000	TIAA Board of Overseers	N	
			81-3573421	5066403			U.S. Cities Retail CPF Fund REIT LLC	DE	NIA	U.S. Cities Retail Fund LP	Ownership	100.000	TIAA Board of Overseers	N	
			81-3925904	5087958			CPF/UIR Joint Venture TRS LLC	DE	NIA	U.S. Cities Retail Fund REIT LLC	Ownership	100.000	TIAA Board of Overseers	N	
							U.S. Cities Retail CPF Fund Operating GP LLC	DE	NIA	U.S. Cities Retail Fund REIT LLC	Ownership	100.000	TIAA Board of Overseers	N	
			81-3578259	5086924			U.S. Cities Retail CPF Fund Operating LP	DE	NIA	U.S. Cities Retail Fund REIT LLC	Ownership	100.000	TIAA Board of Overseers	N	
			81-3473773	5075713			CPF/UIR JV Member LLC	DE	NIA	U.S. Cities Retail Fund Operating LP	Ownership	100.000	TIAA Board of Overseers	N	
			81-2914954	5106457			CPF/UIR Joint Venture LLC	DE	NIA	CPF/UIR JV Member LLC	Ownership	51.000	TIAA Board of Overseers	N	
			81-2928112	5110034			CPF 636 Sixth Avenue LLC	DE	NIA	CPF/UIR Joint Venture LLC	Ownership	100.000	TIAA Board of Overseers	N	
			81-2955427	5110490			T-C 636 Sixth Avenue Retail LLC	DE	NIA	CPF 636 Sixth Avenue LLC	Ownership	100.000	TIAA Board of Overseers	N	
			47-2264739	4785949			CPF 856 Market Street LLC	DE	NIA	CPF/UIR Joint Venture LLC	Ownership	100.000	TIAA Board of Overseers	N	
			81-2982618	5110511			CPF 1511 Third Avenue LLC	DE	NIA	CPF/UIR Joint Venture LLC	Ownership	100.000	TIAA Board of Overseers	N	
			81-2973332	5110502			T-C 1608 Chestnut General Partner LLC	DE	NIA	CPF/UIR Joint Venture LLC	Ownership	100.000	TIAA Board of Overseers	N	
				4785930			1608 Chestnut Partners LP	DE	NIA	T-C 1608 Chestnut General Partner LLC	Ownership	1.000	TIAA Board of Overseers	N	3200
				4843371			T-C 1608 Chestnut Limited Partner LLC	DE	NIA	CPF/UIR Joint Venture LLC	Ownership	100.000	TIAA Board of Overseers	N	
				4843371			1608 Chestnut Partners LP	DE	NIA	T-C 1608 Chestnut Limited Partner LLC	Ownership	99.000	TIAA Board of Overseers	N	3200
			27-4116676	4618092			T-C Potomac Promenade LLC	DE	NIA	U.S. Cities Retail Fund Operating LP	Ownership	100.000	TIAA Board of Overseers	N	
			26-1963207	4618104			T-C Roosevelt Square LLC	DE	NIA	U.S. Cities Retail Fund Operating LP	Ownership	100.000	TIAA Board of Overseers	N	
			47-4935916	4952611			TCAM Core Prop Fund REIT 2 LLC	DE	NIA	U.S. Cities Fund, LP	Ownership	100.000	TIAA Board of Overseers	N	
			47-4016470	4865159			T-C 51 Sleeper Street LLC	DE	NIA	TCAM Core Prop Fund REIT 2 LLC	Ownership	100.000	TIAA Board of Overseers	N	
			26-4750562	4600846			Occator Agricultural Properties, LLC	DE	NIA	Teachers Insurance and Annuity Association of America	Ownership	100.000	TIAA Board of Overseers	N	
			46-1768969	4611860			AGR Agricultural Investments, LLC	DE	NIA	Occator Agricultural Properties, LLC	Ownership	100.000	TIAA Board of Overseers	N	
				4643861			Ridley Corporation Limited	AUS	NIA	AGR Agricultural Investments	Influence		TIAA Board of Overseers	N	
				5106475			Mandala Food Co-Investment Holdings II SPV	MUS	NIA	Occator Agricultural Properties, LLC	Ownership	100.000	TIAA Board of Overseers	N	

13.10

STATEMENT AS OF JUNE 30, 2018 OF THE TIAA-CREF LIFE INSURANCE COMPANY

SCHEDULE Y

PART 1A - DETAIL OF INSURANCE HOLDING COMPANY SYSTEM

1	2	3	4	5	6	7	8	9	10	11	12	13	14	15	16
Group Code	Group Name	NAIC Company Code	ID Number	Federal RSSD	CIK	Name of Securities Exchange if Publicly Traded (U.S. or International)	Names of Parent, Subsidiaries Or Affiliates	Domi-ciliary Location	Relation-ship to Reporting Entity	Directly Controlled by (Name of Entity/Person)	Type of Control (Ownership, Board, Management, Attorney-in-Fact, Influence, Other)	If Control is Ownership Provide Percentage	Ultimate Controlling Entity(ies)/Person(s)	Is an SCA Filing Re-quired? (Y/N)	*
			45-1125143	4628608			Materra, LLC	CA	NIA	Occator Agricultural Properties, LLC	Influence		TIAA Board of Overseers	N	
			26-4621336	4644475			Teays River Investments, LLC	DE	NIA	Occator Agricultural Properties, LLC	Influence		TIAA Board of Overseers	N	
			26-4248579	4313025			Oleum Holding Company, Inc.	DE	NIA	Teachers Insurance and Annuity Association of America	Ownership	100.000	TIAA Board of Overseers	Y	
				4313100			Polar Star Canadian Oil and Gas Holding, Inc	CAN	NIA	Oleum Holding Company, Inc.	Ownership	100.000	TIAA Board of Overseers	N	
				4612755			Adastra Management, Inc.	CAN	NIA	Polar Star Canadian Oil and Gas Holding, Inc	Management		TIAA Board of Overseers	N	
				4936095			Nova Star Oil and Gas Inc.	CAN	NIA	Polar Star Canadian Oil and Gas Holding, Inc	Ownership	100.000	TIAA Board of Overseers	N	
				4313128			Polar Star Canadian Oil and Gas, Inc.	CAN	NIA	Polar Star Canadian Oil and Gas Holding, Inc	Ownership	100.000	TIAA Board of Overseers	N	
			26-3821015	4630133			Pinnacle Third Avenue, LP	DE	NIA	Teachers Insurance and Annuity Association of America	Influence		TIAA Board of Overseers	N	
			81-6646838	5018644			Primary Residential Individual Mortgage Entity Trust	DE	NIA	Teachers Insurance and Annuity Association of America	Ownership	100.000	TIAA Board of Overseers	N	
			45-2792614	4601142			Renewable Timber Europe, LLC	DE	NIA	Teachers Insurance and Annuity Association of America	Ownership	100.000	TIAA Board of Overseers	N	
				4990994			Renewable Timber Netherlands B.V.	POL	NIA	Renewable Timber Europe, LLC	Ownership	100.000	TIAA Board of Overseers	N	
				4614713			Topola Lasy Spolka z.o.o.	POL	NIA	Renewable Timber Netherlands B.V.	Ownership	100.000	TIAA Board of Overseers	N	
			61-1640765	4601759			Renewable Timber Resources, LLC	DE	NIA	Teachers Insurance and Annuity Association of America	Ownership	100.000	TIAA Board of Overseers	N	
				4611927			Forestal y Agrícola Silvolligna Chile Limitada	CHL	NIA	Renewable Timber Resources, LLC	Ownership	100.000	TIAA Board of Overseers	N	
			11-3564797	4643898			RT Tri-State LLC	DE	NIA	Teachers Insurance and Annuity Association of America	Influence		TIAA Board of Overseers	N	
			03-0543113	4868637			Siguler Guff Third Avenue, L.P.	DE	NIA	Teachers Insurance and Annuity Association of America	Ownership	100.000	TIAA Board of Overseers	N	
				4858629			Social Infra, LLC	DE	NIA	Teachers Insurance and Annuity Association of America	Ownership	100.000	TIAA Board of Overseers	N	
			47-2092098	4763170			T-C 101 Miller Street Holding Company LLC	DE	NIA	Teachers Insurance and Annuity Association of America	Ownership	100.000	TIAA Board of Overseers	N	
			47-2081462	4763808			T-C 101 Miller Street LLC	DE	NIA	T-C 101 Miller Street Holding Company LLC	Ownership	100.000	TIAA Board of Overseers	N	
				4599977			T-C 20 Hunter Street (AUS) Pty Ltd	AUS	NIA	Teachers Insurance and Annuity Association of America	Ownership	100.000	TIAA Board of Overseers	N	
			46-3922951	4599968			T-C 20 Hunter Street (US), LLC	DE	NIA	Teachers Insurance and Annuity Association of America	Ownership	100.000	TIAA Board of Overseers	N	
			81-2525521	4998468			T-C 400 Montgomery, LLC	DE	NIA	Teachers Insurance and Annuity Association of America	Ownership	100.000	TIAA Board of Overseers	N	
				5077128			400 Montgomery Investors, LLC	DE	NIA	T-C 400 Montgomery, LLC	Ownership	97.500	TIAA Board of Overseers	N	
			27-4123754	4601777			T-C 685 Third Avenue Member, LLC	DE	NIA	Teachers Insurance and Annuity Association of America	Ownership	100.000	TIAA Board of Overseers	N	
			27-3835063	4643982			T-C 685 Third Avenue Venture, LLC	DE	NIA	T-C 685 Third Avenue Member, LLC	Ownership	50.000	TIAA Board of Overseers	N	
			27-3095569	4644000	1510620		T-C 685 Third Avenue, LLC	DE	NIA	T-C 685 Third Avenue Venture, LLC	Ownership	100.000	TIAA Board of Overseers	N	
			47-2886461	4843380			T-C 685 Third Avenue Mezzanine LLC	DE	NIA	T-C 685 Third Avenue, LLC	Ownership	100.000	TIAA Board of Overseers	N	
			61-1754745	4843915			T-C 685 Third Avenue Owner LLC	DE	NIA	T-C 685 Third Avenue Mezzanine LLC	Ownership	100.000	TIAA Board of Overseers	N	
			46-4969690	4653972			T-C 699 Bourke Street LLC	DE	NIA	Teachers Insurance and Annuity Association of America	Ownership	100.000	TIAA Board of Overseers	N	
			81-2490530	4998431			T-C Australia RE Holdings I, LLC	DE	NIA	Teachers Insurance and Annuity Association of America	Ownership	100.000	TIAA Board of Overseers	N	
			81-2506975	5003426			T-C Australia RE Holdings II, LLC	DE	NIA	T-C Australia RE Holdings I, LLC	Ownership	100.000	TIAA Board of Overseers	N	
				5084966			TIAA Australia Real Estate Trust	AUS	NIA	T-C Australia RE Holdings II, LLC	Ownership	100.000	TIAA Board of Overseers	N	
				4868477			T-C 20 Hunter Street (AUS) Trust	AUS	NIA	TIAA Australia Real Estate Trust	Ownership	100.000	TIAA Board of Overseers	N	
				5195255			TGA Miller Holding Trust	AUS	NIA	TIAA Australia Real Estate Trust	Ownership	100.000	TIAA Board of Overseers	N	

13.11

STATEMENT AS OF JUNE 30, 2018 OF THE TIAA-CREF LIFE INSURANCE COMPANY

SCHEDULE Y

PART 1A - DETAIL OF INSURANCE HOLDING COMPANY SYSTEM

1	2	3	4	5	6	7	8	9	10	11	12	13	14	15	16
Group Code	Group Name	NAIC Company Code	ID Number	Federal RSSD	CIK	Name of Securities Exchange if Publicly Traded (U.S. or International)	Names of Parent, Subsidiaries Or Affiliates	Domiciliary Location	Relationship to Reporting Entity	Directly Controlled by (Name of Entity/Person)	Type of Control (Ownership, Board, Management, Attorney-in-Fact, Influence, Other)	If Control is Ownership Provide Percentage	Ultimate Controlling Entity(ies)/Person(s)	Is an SCA Filing Required? (Y/N)	*
				5201820			TGA Miller Street Trust	AUS	NIA	TGA Miller Holding Trust	Ownership	100.000	TIAA Board of Overseers	N	
				5085749			TIAA Melbourne Retail Holding 1 Trust	AUS	NIA	TIAA Australia Real Estate Trust	Ownership	100.000	TIAA Board of Overseers	N	
				5087891			TIAA Melbourne Retail Asset 1 Trust	AUS	NIA	TIAA Melbourne Retail Holding 1 Trust	Ownership	100.000	TIAA Board of Overseers	N	
			47-2363168	4794503			T-C Europe Holding Inc.	DE	NIA	Teachers Insurance and Annuity Association of America	Ownership	100.000	TIAA Board of Overseers	N	
			47-2369576	4794473			T-C Europe LP	DE	NIA	T-C Europe Holding Inc.	Ownership	1.000	TIAA Board of Overseers	N	3300
			47-2369576	4794473			T-C Europe LP	DE	NIA	Teachers Insurance and Annuity Association of America	Ownership	99.000	TIAA Board of Overseers	N	3300
				4843410			T-C Europe S.à r.l.	LUX	NIA	T-C Europe LP	Ownership	100.000	TIAA Board of Overseers	N	
				4873501			Nightingale LuxCo S.à r.l.	LUX	NIA	T-C Europe S.à r.l.	Ownership	100.000	TIAA Board of Overseers	N	
				4874665			T-C Nordics Investment AB	SWE	NIA	Nightingale LuxCo S.à r.l.	Ownership	100.000	TIAA Board of Overseers	N	
				4908391			Sweden Nova Lund 1 AB	SWE	NIA	T-C Nordics Investment AB	Ownership	100.000	TIAA Board of Overseers	N	
				4908403			Sweden Nova Lund 2 AB	SWE	NIA	T-C Nordics Investment AB	Ownership	100.000	TIAA Board of Overseers	N	
				4841443			T-C Luxembourg Neptune Holdings S.à r.l.	LUX	NIA	T-C Europe S.à r.l.	Ownership	100.000	TIAA Board of Overseers	N	
				4841993			T-C Neptune Holdings S.à r.l.	LUX	NIA	T-C Luxembourg Neptune Holdings S.à r.l.	Ownership	100.000	TIAA Board of Overseers	N	
				4843401			Neptune Property Venture S.à r.l.	LUX	NIA	T-C Neptune Holdings S.à r.l.	Ownership	61.600	TIAA Board of Overseers	N	
				4908373			Neptune Polish Property Venture BV	NLD	NIA	Neptune Property Venture S.à r.l.	Ownership	100.000	TIAA Board of Overseers	N	
				4912736			Neptune Krakow SP. z.o.o.	POL	NIA	Neptune Polish Property Venture BV	Ownership	100.000	TIAA Board of Overseers	N	
				4912745			Neptune Annapol SP. z.o.o.	POL	NIA	Neptune Polish Property Venture BV	Ownership	100.000	TIAA Board of Overseers	N	
				5083633			Neptune Poznan SP. z.o.o.	POL	NIA	Neptune Polish Property Venture BV	Ownership	100.000	TIAA Board of Overseers	N	
				4908364			Neptune Holding Spain, S.L.	ESP	NIA	Neptune Property Venture S.à r.l.	Ownership	100.000	TIAA Board of Overseers	N	
				4912709			Promcat Alternativa, S.L.	ESP	NIA	Neptune Holding Spain, S.L.	Ownership	100.000	TIAA Board of Overseers	N	
				4948687			Neptune OPCI SAS	FRA	NIA	Neptune Property Venture S.à r.l.	Ownership	100.000	TIAA Board of Overseers	N	
				4952648			Roppenheim Holding SAS	FRA	NIA	Neptune OPCI SAS	Ownership	100.000	TIAA Board of Overseers	N	
				4901383			Roppenheim Outlet SNC	FRA	NIA	Roppenheim Holding SAS	Ownership	100.000	TIAA Board of Overseers	N	3400
				5195291			Neptune Polish HoldCo 2 B.V.	NLD	NIA	Neptune Property Venture S.à r.l.	Ownership	100.000	TIAA Board of Overseers	N	
				5198779			Neptune Ursus SP. z.o.o.	POL	NIA	Neptune Polish HoldCo 2 B.V.	Ownership	100.000	TIAA Board of Overseers	N	
				4949095			Neptune Roppenheim Holding S.à r.l.	FRA	NIA	Neptune Property Venture S.à r.l.	Ownership	100.000	TIAA Board of Overseers	N	
				4901383			Roppenheim Outlet SNC	FRA	NIA	Neptune Roppenheim Holding S.à r.l.	Ownership	0.000	TIAA Board of Overseers	N	3400
				5083642			Neptune Vicolungo I S.r.l.	ITA	NIA	Neptune Property Venture S.à r.l.	Ownership	100.000	TIAA Board of Overseers	N	
							Castel Guelfo I SRL	ITA	NIA	Neptune Property Venture S.à r.l.	Ownership	100.000	TIAA Board of Overseers	N	
				5083651			Neptune Madrid Holdco S.L.	ESP	NIA	Neptune Property Venture S.à r.l.	Ownership	100.000	TIAA Board of Overseers	N	
				5085691			Nevis Getafe S.L.	ESP	NIA	Neptune Madrid Holdco S.L.	Ownership	100.000	TIAA Board of Overseers	N	
				5085703			Neptune Getafe Propco S.L.	ESP	NIA	Neptune Madrid Holdco S.L.	Ownership	100.000	TIAA Board of Overseers	N	
				5084920			Neptune Las Rozas Outlet S.L.	ESP	NIA	Neptune Madrid Holdco S.L.	Ownership	100.000	TIAA Board of Overseers	N	
				5084939			Neptune San Sebastian Outlet S.L.	ESP	NIA	Neptune Madrid Holdco S.L.	Ownership	100.000	TIAA Board of Overseers	N	
			45-2877772	4601786			T-C GA Real Estate Holdings, LLC	DE	NIA	Teachers Insurance and Annuity Association of America	Ownership	100.000	TIAA Board of Overseers	N	
			46-0959792	4611936			8 Spruce Street GA Investor, LLC	DE	NIA	T-C GA Real Estate Holdings, LLC	Ownership	100.000	TIAA Board of Overseers	N	
			46-1403221	4619567			FC 8 Spruce Holdings, LLC	DE	NIA	8 Spruce Street GA Investor, LLC	Influence		TIAA Board of Overseers	N	
				4511867			FC 8 Spruce Street Residential, LLC	NY	NIA	FC 8 Spruce Holdings, LLC	Ownership	100.000	TIAA Board of Overseers	N	
			82-1419222	5194360			Nuveen Global Cities REIT, Inc.	MD	NIA	T-C GA Real Estate Holdings, LLC	Ownership	100.000	TIAA Board of Overseers	N	
			82-1502883	5198788			Nuveen Global Cities REIT LP, LLC	DE	NIA	Nuveen Global Cities REIT, Inc.	Ownership	100.000	TIAA Board of Overseers	N	
			82-1507998	5198797			Nuveen Global Cities REIT OP, LP	DE	NIA	Nuveen Global Cities REIT, Inc.	Ownership	100.000	TIAA Board of Overseers	N	
			82-3527067	5205060			NR 844 North LLC	DE	NIA	Nuveen Global Cities REIT OP, LP	Ownership	100.000	TIAA Board of Overseers	N	
			82-5519657				NR Defoor Hills LLC	DE	NIA	Nuveen Global Cities REIT OP, LP	Ownership	100.000	TIAA Board of Overseers	N	
			82-3539243	5205088			NR Denver Industrial Portfolio LLC	DE	NIA	Nuveen Global Cities REIT OP, LP	Ownership	100.000	TIAA Board of Overseers	N	
							NR ECF Investor Ltd.	DE	NIA	Nuveen Global Cities REIT OP, LP	Ownership	100.000	TIAA Board of Overseers	N	
			82-3556058	5205079			NR Kirkland Crossing LLC	DE	NIA	Nuveen Global Cities REIT OP, LP	Ownership	100.000	TIAA Board of Overseers	N	
			82-5503093				NR Tacara at Steiner Ranch LLC	DE	NIA	Nuveen Global Cities REIT OP, LP	Ownership	100.000	TIAA Board of Overseers	N	
			47-1535030	4750022			T-C 2 Herald Square Member LLC	DE	NIA	T-C GA Real Estate Holdings, LLC	Ownership	100.000	TIAA Board of Overseers	N	
			47-1650509	4751711			T-C 2 Herald Square Venture LLC	DE	NIA	T-C 2 Herald Square Member LLC	Ownership	51.000	TIAA Board of Overseers	N	
			47-1488131	4753573	1629144		T-C 2 Herald Square Owner LLC	DE	NIA	T-C 2 Herald Square Venture LLC	Ownership	100.000	TIAA Board of Overseers	N	
			27-2952349	4612045			T-C 1101 Pennsylvania Avenue LLC	DE	NIA	T-C GA Real Estate Holdings, LLC	Ownership	100.000	TIAA Board of Overseers	N	

STATEMENT AS OF JUNE 30, 2018 OF THE TIAA-CREF LIFE INSURANCE COMPANY

SCHEDULE Y
PART 1A - DETAIL OF INSURANCE HOLDING COMPANY SYSTEM

1	2	3	4	5	6	7	8	9	10	11	12	13	14	15	16
Group Code	Group Name	NAIC Company Code	ID Number	Federal RSSD	CIK	Name of Securities Exchange if Publicly Traded (U.S. or International)	Names of Parent, Subsidiaries Or Affiliates	Domiciliary Location	Relationship to Reporting Entity	Directly Controlled by (Name of Entity/Person)	Type of Control (Ownership, Board, Management, Attorney-in-Fact, Influence, Other)	If Control is Ownership Provide Percentage	Ultimate Controlling Entity(ies)/Person(s)	Is an SCA Filing Required? (Y/N)	*
			27-2952617	4651398			T-C 1101 Pennsylvania Avenue Venture LLC	DE	NIA	T-C 1101 Pennsylvania Avenue LLC	Ownership	51.000	TIAA Board of Overseers	N	
			27-2952860	4863472	1577584		T-C 1101 Pennsylvania Avenue Owner LLC	DE	NIA	T-C 1101 Pennsylvania Avenue Venture LLC	Ownership	100.000	TIAA Board of Overseers	N	
			46-1851206	4611954			T-C 33 Arch Street Member, LLC	DE	NIA	T-C GA Real Estate Holdings, LLC	Ownership	100.000	TIAA Board of Overseers	N	
			46-1805501	4613985			T-C 33 Arch Street Venture, LLC	DE	NIA	T-C 33 Arch Street Member, LLC	Ownership	51.000	TIAA Board of Overseers	N	
			45-2792699	4617198	1577586		T-C 33 Arch Street, LLC	DE	NIA	T-C 33 Arch Street Venture, LLC	Ownership	100.000	TIAA Board of Overseers	N	
			46-1754709	4612018			T-C 470 Park Avenue South Member LLC	DE	NIA	T-C GA Real Estate Holdings, LLC	Ownership	100.000	TIAA Board of Overseers	N	
			46-1744112	4613994			T-C 470 Park Avenue South Venture LLC	DE	NIA	T-C 470 Park Avenue South Member LLC	Ownership	51.000	TIAA Board of Overseers	N	
			46-1754243	4617321	1577563		T-C 470 Park Avenue South Owner LLC	DE	NIA	T-C 470 Park Avenue South Venture LLC	Ownership	100.000	TIAA Board of Overseers	N	
			46-1828055	4612036			T-C 475 Fifth Avenue Member, LLC	DE	NIA	T-C GA Real Estate Holdings, LLC	Ownership	100.000	TIAA Board of Overseers	N	
			46-1839003	4614889			T-C 475 Fifth Avenue Venture LLC	DE	NIA	T-C 475 Fifth Avenue Member, LLC	Ownership	51.000	TIAA Board of Overseers	N	
			45-3229803	4617330	1577564		T-C 475 Fifth Avenue, LLC	DE	NIA	T-C 475 Fifth Avenue Venture LLC	Ownership	100.000	TIAA Board of Overseers	N	
			47-2189075	4763312			T-C 800 17th Street NW Member LLC	DE	NIA	T-C GA Real Estate Holdings, LLC	Ownership	100.000	TIAA Board of Overseers	N	
			47-2118640	4763787			T-C 800 17th Street NW Venture LLC	DE	NIA	T-C 800 17th Street NW Member LLC	Ownership	50.100	TIAA Board of Overseers	N	
			47-2069910	4767730	1629146		T-C 800 17th Street NW Owner LLC	DE	NIA	T-C 800 17th Street NW Venture LLC	Ownership	100.000	TIAA Board of Overseers	N	
			47-4665824	4904366			T-C 888 Brannan Member LLC	DE	NIA	T-C GA Real Estate Holdings, LLC	Ownership	100.000	TIAA Board of Overseers	N	
			47-4684031	4904955			T-C 888 Brannan Venture LLC	DE	NIA	T-C 888 Brannan Member LLC	Ownership	50.100	TIAA Board of Overseers	N	
			47-4674147	4908319			T-C 888 Brannan Owner LLC	DE	NIA	T-C 888 Brannan Venture LLC	Ownership	100.000	TIAA Board of Overseers	N	
			47-5605380	4971845			T-C 888 Brannan TRS, LLC	DE	NIA	T-C 888 Brannan Owner LLC	Ownership	100.000	TIAA Board of Overseers	N	
			45-3479701	4612081			T-C 2300 Broadway, LLC	DE	NIA	T-C GA Real Estate Holdings, LLC	Ownership	100.000	TIAA Board of Overseers	N	
			46-1220681	4612139			T-C Aspira LLC	DE	NIA	T-C GA Real Estate Holdings, LLC	Ownership	100.000	TIAA Board of Overseers	N	
			46-1791581	4612054			T-C Franklin Square Member, LLC	DE	NIA	T-C GA Real Estate Holdings, LLC	Ownership	100.000	TIAA Board of Overseers	N	
			46-1794486	4615569			T-C Franklin Square Venture LLC	DE	NIA	T-C Franklin Square Member, LLC	Ownership	51.000	TIAA Board of Overseers	N	
			26-0011770	4617611	1577581		TIAA Franklin Square, LLC	DE	NIA	T-C Franklin Square Venture LLC	Ownership	100.000	TIAA Board of Overseers	N	
			47-2023405	4763303			T-C Hall of States Member LLC	DE	NIA	T-C GA Real Estate Holdings, LLC	Ownership	100.000	TIAA Board of Overseers	N	
			47-2043468	4763796			T-C Hall of States Venture LLC	DE	NIA	T-C Hall of States Member LLC	Ownership	50.100	TIAA Board of Overseers	N	
			47-2034237	4767749	1629145		T-C Hall of States Owner LLC	DE	NIA	T-C Hall of States Venture LLC	Ownership	100.000	TIAA Board of Overseers	N	
			45-4045658	4612148			T-C Kings Crossing, LLC	DE	NIA	T-C GA Real Estate Holdings, LLC	Ownership	100.000	TIAA Board of Overseers	N	
			46-1120016	4601973			T-C Legacy Place Member, LLC	DE	NIA	T-C GA Real Estate Holdings, LLC	Ownership	100.000	TIAA Board of Overseers	N	
			46-0876833	4628550			Legacy Place Associates, LLC	MA	NIA	T-C Legacy Place Member, LLC	Ownership	50.000	TIAA Board of Overseers	N	
							Legacy Place Properties, LLC	MA	NIA	Legacy Place Associates, LLC	Ownership	100.000	TIAA Board of Overseers	N	
			47-2903922	4843326			T-C Republic Square Member LLC	DE	NIA	T-C GA Real Estate Holdings, LLC	Ownership	100.000	TIAA Board of Overseers	N	
			47-2867784	4843979			T-C Republic Square Venture LLC	DE	NIA	T-C Republic Square Member LLC	Ownership	50.100	TIAA Board of Overseers	N	
			47-3033681	4844659			T-C Republic Square REIT LLC	DE	NIA	T-C Republic Square Venture LLC	Ownership	100.000	TIAA Board of Overseers	N	
			47-3091198	4844798			T-C Republic Square Mezzanine LLC	DE	NIA	T-C Republic Square REIT LLC	Ownership	100.000	TIAA Board of Overseers	N	
			47-2793452	4847735			T-C Republic Square Owner LLC	DE	NIA	T-C Republic Square Mezzanine LLC	Ownership	100.000	TIAA Board of Overseers	N	
			47-1379500	4749969			The Flats Holding Company LLC	DE	NIA	T-C GA Real Estate Holdings, LLC	Ownership	100.000	TIAA Board of Overseers	N	
			47-1347366	4752503			The Flats 130 DC Residential LLC	DE	NIA	The Flats Holding Company LLC	Ownership	100.000	TIAA Board of Overseers	N	
			47-1363564	4752512			The Flats 140 DC Residential LLC	DE	NIA	The Flats Holding Company LLC	Ownership	100.000	TIAA Board of Overseers	N	
			47-1367530	4751766			The Flats DC Grocery LLC	DE	NIA	The Flats Holding Company LLC	Ownership	100.000	TIAA Board of Overseers	N	
			46-4567368	4651473			T-C JK I, LLC	DE	NIA	Teachers Insurance and Annuity Association of America	Ownership	100.000	TIAA Board of Overseers	N	
				4680316			Adeoti Empreendimentos Imobiliários Ltda	BRA	NIA	T-C JK I, LLC	Ownership	51.000	TIAA Board of Overseers	N	3500
			46-4587620	4651482			T-C JK II, LLC	DE	NIA	Teachers Insurance and Annuity Association of America	Ownership	100.000	TIAA Board of Overseers	N	
				4680316			Adeoti Empreendimentos Imobiliários Ltda	BRA	NIA	T-C JK II, LLC	Ownership	49.000	TIAA Board of Overseers	N	3500
			47-4095803	4864022			T-C Lux Fund Holdings LLC	DE	NIA	Teachers Insurance and Annuity Association of America	Ownership	100.000	TIAA Board of Overseers	N	
				4896256			T-C Lux Investments Special Limited Partnership	LUX	NIA	T-C Lux Fund Holdings LLC	Ownership	100.000	TIAA Board of Overseers	N	
							European Cities Partnership SCSp	LUX	NIA	T-C Lux Investments Special Limited Partnership	Influence		TIAA Board of Overseers	N	1100
				4894805			Global Real Estate Debt Partners - Fund I (UK)	LUX	NIA	T-C Lux Investments Special Limited Partnership	Ownership	36.300	TIAA Board of Overseers	N	2100

STATEMENT AS OF JUNE 30, 2018 OF THE TIAA-CREF LIFE INSURANCE COMPANY

SCHEDULE Y

PART 1A - DETAIL OF INSURANCE HOLDING COMPANY SYSTEM

1	2	3	4	5	6	7	8	9	10	11	12	13	14	15	16
Group Code	Group Name	NAIC Company Code	ID Number	Federal RSSD	CIK	Name of Securities Exchange if Publicly Traded (U.S. or International)	Names of Parent, Subsidiaries Or Affiliates	Domiciliary Location	Relationship to Reporting Entity	Directly Controlled by (Name of Entity/Person)	Type of Control (Ownership, Board, Management, Attorney-in-Fact, Influence, Other)	If Control is Ownership Provide Percentage	Ultimate Controlling Entity(ies)/Person(s)	Is an SCA Filing Required? (Y/N)	*
			81-4583865	5137956			T-C MV Member LLC	DE	NIA	Teachers Insurance and Annuity Association of America	Ownership	100.000	TIAA Board of Overseers	N	
			81-4599024	5147049			T-C M-T REIT LLC	DE	NIA	T-C M-T Venture LLC	Ownership	99.900	TIAA Board of Overseers	N	
			47-1954609	4759605			T-C Mt. Ommaney Centre Holding Company LLC	DE	NIA	Teachers Insurance and Annuity Association of America	Ownership	100.000	TIAA Board of Overseers	N	
			47-1828871	4749905			T-C Mt. Ommaney Centre LLC	DE	NIA	T-C Mt. Ommaney Centre Holding Company LLC	Ownership	100.000	TIAA Board of Overseers	N	
			82-1023309	5117800			T-C Permian Investor LLC	DE	NIA	Teachers Insurance and Annuity Association of America	Ownership	100.000	TIAA Board of Overseers	N	
			46-3007720	4599874			T-C SBMC Joint Venture LLC	DE	NIA	Teachers Insurance and Annuity Association of America	Ownership	100.000	TIAA Board of Overseers	N	
			20-8309570	4601795			T-C SMA I, LLC	DE	NIA	Teachers Insurance and Annuity Association of America	Ownership	100.000	TIAA Board of Overseers	N	
			20-8309587	4619790			CPPIB-TIAA US Real Property Fund LP	DE	NIA	Teachers Insurance and Annuity Association of America	Ownership	50.000	TIAA Board of Overseers	N	3600
			20-8309587	4619790			CPPIB-TIAA US Real Property Fund LP	DE	NIA	T-C SMA 1, LLC	Ownership	1.000	TIAA Board of Overseers	N	3600
			20-8309597	4643991			C-T REIT, LLC	DE	NIA	CPPIB-TIAA US Real Property Fund LP	Ownership	100.000	TIAA Board of Overseers	N	
			20-8309622	4644019			C-T Shenandoah, LLC	DE	NIA	C-T REIT, LLC	Ownership	100.000	TIAA Board of Overseers	N	
			36-4620008	4599128			T-C SMA 2, LLC	DE	NIA	Teachers Insurance and Annuity Association of America	Ownership	100.000	TIAA Board of Overseers	N	
			36-4619998	4634029			PennMuni-TIAA U.S. Real Estate Fund, LLC	DE	NIA	T-C SMA 2, LLC	Management		TIAA Board of Overseers	N	
			47-1508630	4746968			T-C 526 Route 46 LLC	DE	NIA	PennMuni-TIAA U.S. Real Estate Fund, LLC	Ownership	100.000	TIAA Board of Overseers	N	
			26-2762767	4644028			T-C Barton Springs LLC	DE	NIA	PennMuni-TIAA U.S. Real Estate Fund, LLC	Ownership	100.000	TIAA Board of Overseers	N	
			26-2719700	4644037			T-C Century Plaza LLC	DE	NIA	PennMuni-TIAA U.S. Real Estate Fund, LLC	Ownership	100.000	TIAA Board of Overseers	N	
			47-2569491	4843317			T-C Copley LLC	DE	NIA	PennMuni-TIAA U.S. Real Estate Fund, LLC	Ownership	100.000	TIAA Board of Overseers	N	
			27-4023559	4644046			T-C Des Peres Corners LLC	DE	NIA	PennMuni-TIAA U.S. Real Estate Fund, LLC	Ownership	100.000	TIAA Board of Overseers	N	
			81-2272411	5010666			T-C Fairway Center II LLC	DE	NIA	PennMuni-TIAA U.S. Real Estate Fund, LLC	Ownership	100.000	TIAA Board of Overseers	N	
			46-3678318	4644103			T-C RDC, LLC	DE	NIA	PennMuni-TIAA U.S. Real Estate Fund, LLC	Ownership	100.000	TIAA Board of Overseers	N	
			45-3525878	4644112			T-C Scripps Ranch LLC	DE	NIA	PennMuni-TIAA U.S. Real Estate Fund, LLC	Ownership	100.000	TIAA Board of Overseers	N	
			27-3415834	4644130			T-C Shoppes at Monarch Lakes LLC	DE	NIA	PennMuni-TIAA U.S. Real Estate Fund, LLC	Ownership	100.000	TIAA Board of Overseers	N	
			46-4977129	4653909			T-C Uptown Apartments, LLC	DE	NIA	PennMuni-TIAA U.S. Real Estate Fund, LLC	Ownership	100.000	TIAA Board of Overseers	N	
			27-1858182	4599137			T-C SMA III, LLC	DE	NIA	Teachers Insurance and Annuity Association of America	Ownership	100.000	TIAA Board of Overseers	N	
			81-2204918	4990976			T-C The Edge at Flagler Village, LLC	DE	NIA	Teachers Insurance and Annuity Association of America	Ownership	100.000	TIAA Board of Overseers	N	
			81-2676934	5012370			T-C UK RE Holdings I, LLC	DE	NIA	Teachers Insurance and Annuity Association of America	Ownership	100.000	TIAA Board of Overseers	N	
			81-2691474	5014299			T-C UK RE Holdings II, LLC	DE	NIA	T-C UK RE Holdings I, LLC	Ownership	100.000	TIAA Board of Overseers	N	
			81-3299073	5018635			T-C UK RE Holdings III, LLC	DE	NIA	T-C UK RE Holdings II, LLC	Ownership	100.000	TIAA Board of Overseers	N	
				5044586			Thurrock Retail Park Unit Trust	JEY	NIA	T-C UK RE Holdings III, LLC	Ownership	99.500	TIAA Board of Overseers	N	3700
				5044586			Thurrock Retail Park Unit Trust	JEY	NIA	T-C UK RE Holdings II, LLC	Ownership	0.500	TIAA Board of Overseers	N	3700
			47-3148337	4894869			T-C U.S. Super Regional Mall Fund LP	DE	NIA	Teachers Insurance and Annuity Association of America	Management		TIAA Board of Overseers	N	
			83-0977309				SRMF Baybrook REIT LLC	DE	NIA	T-C U.S. Super Regional Mall Fund LP	Ownership	100.000	TIAA Board of Overseers	N	
			83-0990258				SRMF Investors TRS LLC	DE	NIA	SRMF Baybrook REIT LLC	Ownership	100.000	TIAA Board of Overseers	N	
			83-1015425				SRMF Investor Member LLC	DE	NIA	SRMF Baybrook REIT LLC	Ownership	100.000	TIAA Board of Overseers	N	
			83-1028560				SRMF La Cantera REIT LLC	DE	NIA	T-C U.S. Super Regional Mall Fund LP	Ownership	100.000	TIAA Board of Overseers	N	
			83-1046807				SRMF La Cantera Investor Member LLC	DE	NIA	SRMF La Cantera REIT LLC	Ownership	100.000	TIAA Board of Overseers	N	
			83-1059934				SRMF TMIC REIT LLC	DE	NIA	T-C U.S. Super Regional Mall Fund LP	Ownership	100.000	TIAA Board of Overseers	N	
			83-1070532				SRMF TMIC Investor Member LLC	DE	NIA	SRMF TMIC REIT LLC	Ownership	100.000	TIAA Board of Overseers	N	
			81-4717093	5098459			SRMF Town Square Investor Member LLC	DE	NIA	T-C U.S. Super Regional Mall Fund LP	Ownership	100.000	TIAA Board of Overseers	N	
				5104547			SRMF Town Square Venture LLC	DE	NIA	SRMF Town Square Investor Member LLC	Ownership	85.000	TIAA Board of Overseers	N	
							SRMF Town Square Owner LLC	DE	NIA	SRMF Town Square Venture LLC	Ownership	100.000	TIAA Board of Overseers	N	
			47-4447657	4896322			T-C Pearl Reit 2 LLC	DE	NIA	T-C U.S. Super Regional Mall Fund LP	Ownership	100.000	TIAA Board of Overseers	N	

13.14

STATEMENT AS OF JUNE 30, 2018 OF THE TIAA-CREF LIFE INSURANCE COMPANY

SCHEDULE Y

PART 1A - DETAIL OF INSURANCE HOLDING COMPANY SYSTEM

1	2	3	4	5	6	7	8	9	10	11	12	13	14	15	16
Group Code	Group Name	NAIC Company Code	ID Number	Federal RSSD	CIK	Name of Securities Exchange if Publicly Traded (U.S. or International)	Names of Parent, Subsidiaries Or Affiliates	Domiciliary Location	Relationship to Reporting Entity	Directly Controlled by (Name of Entity/Person)	Type of Control (Ownership, Board, Management, Attorney-in-Fact, Influence, Other)	If Control is Ownership Provide Percentage	Ultimate Controlling Entity(ies)/Person(s)	Is an SCA Filing Required? (Y/N)	*
			47-5379777	4925512			T-C Waterford Blue Lagoon General Partner, LLC	DE	NIA	Teachers Insurance and Annuity Association of America	Ownership	100.000	TIAA Board of Overseers	N	
			47-5392075	4927785			Waterford Blue Lagoon LP	DE	NIA	T-C Waterford Blue Lagoon General Partner, LLC	Ownership	1.000	TIAA Board of Overseers	N	3800
			47-5375805	4925503			T-C Waterford Blue Lagoon, LLC	DE	NIA	Teachers Insurance and Annuity Association of America	Ownership	100.000	TIAA Board of Overseers	N	
			47-5392075	4927785			Waterford Blue Lagoon LP	DE	NIA	T-C Waterford Blue Lagoon, LLC	Ownership	50.000	TIAA Board of Overseers	N	3800
			81-0779817	4930226			Westland At Waterford REIT General Partner LLC	DE	NIA	Waterford Blue Lagoon LP	Ownership	100.000	TIAA Board of Overseers	N	
			47-5321319	4930196			Westland At Waterford REIT LP	DE	NIA	Waterford Blue Lagoon LP	Ownership	100.000	TIAA Board of Overseers	N	
			47-5635267	4933003			Westland At Waterford General Partner LLC	DE	NIA	Westland At Waterford REIT LP	Ownership	100.000	TIAA Board of Overseers	N	
			47-5580924	4932994			Westland At Waterford Operating LP	DE	NIA	Westland At Waterford REIT LP	Ownership	100.000	TIAA Board of Overseers	N	
				4930244			Waterford Blue Lagoon REIT General Partner LLC	DE	NIA	Waterford Blue Lagoon LP	Ownership	100.000	TIAA Board of Overseers	N	
			47-5305678	4930208			Waterford Blue Lagoon REIT LP	DE	NIA	Waterford Blue Lagoon LP	Ownership	100.000	TIAA Board of Overseers	N	
			47-5642524	4933067			5201-5301 Waterford General Partner LLC	DE	NIA	Waterford Blue Lagoon REIT LP	Ownership	100.000	TIAA Board of Overseers	N	
			47-5541032	4933012			5201-5301 Waterford Operating LP	DE	NIA	Waterford Blue Lagoon REIT LP	Ownership	100.000	TIAA Board of Overseers	N	
			47-5672651	4933076			5200 Waterford General Partner LLC	DE	NIA	Waterford Blue Lagoon REIT LP	Ownership	100.000	TIAA Board of Overseers	N	
			47-5498897	4933021			5200 Waterford Operating LP	DE	NIA	Waterford Blue Lagoon REIT LP	Ownership	100.000	TIAA Board of Overseers	N	
			81-0722154	4933085			1000 Waterford General Partner LLC	DE	NIA	Waterford Blue Lagoon REIT LP	Ownership	100.000	TIAA Board of Overseers	N	
			47-5479437	4933030			1000 Waterford Operating LP	DE	NIA	Waterford Blue Lagoon REIT LP	Ownership	100.000	TIAA Board of Overseers	N	
			47-5445045	4933115			703 Waterford General Partner LLC	DE	NIA	Waterford Blue Lagoon REIT LP	Ownership	100.000	TIAA Board of Overseers	N	
			47-5471474	4933049			703 Waterford Operating LP	DE	NIA	Waterford Blue Lagoon REIT LP	Ownership	100.000	TIAA Board of Overseers	N	
			47-5405436	4933124			701 Waterford General Partner LLC	DE	NIA	Waterford Blue Lagoon REIT LP	Ownership	100.000	TIAA Board of Overseers	N	
			47-5417563	4933058			701 Waterford Operating LP	DE	NIA	Waterford Blue Lagoon REIT LP	Ownership	100.000	TIAA Board of Overseers	N	
			81-0733012	4930217			Waterford Core General Partner LLC	DE	NIA	Waterford Blue Lagoon LP	Ownership	100.000	TIAA Board of Overseers	N	
			47-5587163	4928661			Waterford Core Operating LP	DE	NIA	Waterford Blue Lagoon LP	Ownership	100.000	TIAA Board of Overseers	N	
			82-2631273	5165557			Waterford Core REIT General Partner LLC	DE	NIA	Waterford Blue Lagoon LP	Ownership	100.000	TIAA Board of Overseers	N	
			82-2646233	5165566			Waterford Core REIT LP	DE	NIA	Waterford Blue Lagoon LP	Ownership	100.000	TIAA Board of Overseers	N	
			82-2663579	5165548			Waterford Core II Operating LP	DE	NIA	Waterford Blue Lagoon LP	Ownership	100.000	TIAA Board of Overseers	N	
			82-2672297	5165539			Waterford Core II General Partner LLC	DE	NIA	Waterford Blue Lagoon LP	Ownership	100.000	TIAA Board of Overseers	N	
			81-2146865	5041688			TEFF Holdco LLC	DE	NIA	Teachers Insurance and Annuity Association of America	Ownership	100.000	TIAA Board of Overseers	N	
			98-1310748	5041660			TIAA European Farmland Fund GP LP	CYM	NIA	TEFF Holdco LLC	Ownership	50.000	TIAA Board of Overseers	N	400
			98-1310748	5042658			TIAA European Farmland Fund LP	CYM	NIA	TEFF Holdco LLC	Management		TIAA Board of Overseers	N	
				5043066			TEFF Holding S.a.r.l	LUX	NIA	TIAA European Farmland Fund LP	Ownership	100.000	TIAA Board of Overseers	N	
				5044607			TEFF Investments B.V.	NLD	NIA	TEFF Holding S.a.r.l	Ownership	100.000	TIAA Board of Overseers	N	
				5093856			Dangro Invest SA	DNK	NIA	TEFF Investments B.V.	Ownership	100.000	TIAA Board of Overseers	N	
				5117408			AGRA Spolka z o.o.	POL	NIA	Dangro Invest SA	Ownership	100.000	TIAA Board of Overseers	N	
				5116456			AGAT Spolka z o.o.	POL	NIA	Dangro Invest SA	Ownership	100.000	TIAA Board of Overseers	N	
				5116447			AGRAMAX Spolka z o.o.	POL	NIA	Dangro Invest SA	Ownership	100.000	TIAA Board of Overseers	N	
				5116429			AGRIFARM Spolka z o.o.	POL	NIA	Dangro Invest SA	Ownership	100.000	TIAA Board of Overseers	N	
				5117332			AGRO - DUBLINY SP. z o.o.	POL	NIA	Dangro Invest SA	Ownership	100.000	TIAA Board of Overseers	N	
				5117341			AGROSERVICE Spolka z o.o.	POL	NIA	Dangro Invest SA	Ownership	100.000	TIAA Board of Overseers	N	
				5117350			AMAL Spolka z o.o.	POL	NIA	Dangro Invest SA	Ownership	100.000	TIAA Board of Overseers	N	
				5117369			CISY Spolka z o.o.	POL	NIA	Dangro Invest SA	Ownership	100.000	TIAA Board of Overseers	N	
				5117378			KOLNO Spolka z o.o.	POL	NIA	Dangro Invest SA	Ownership	100.000	TIAA Board of Overseers	N	
				5117387			MILKOWO Sp. Z o.o.	POL	NIA	Dangro Invest SA	Ownership	100.000	TIAA Board of Overseers	N	
				5117396			SEE-AGRO SP. z o.o.	POL	NIA	Dangro Invest SA	Ownership	100.000	TIAA Board of Overseers	N	
				5104556			SATOPY Spolka z o.o.	POL	NIA	Dangro Invest SA	Ownership	100.000	TIAA Board of Overseers	N	
				5117417			Pszenrol SA	POL	NIA	Dangro Invest SA	Ownership	100.000	TIAA Board of Overseers	N	
				5117426			AGROPOL Spolka z o.o.	POL	NIA	Pszenrol SA	Ownership	100.000	TIAA Board of Overseers	N	
				5117435			BDUS Spolka z o.o.	POL	NIA	Pszenrol SA	Ownership	100.000	TIAA Board of Overseers	N	

13.15

STATEMENT AS OF JUNE 30, 2018 OF THE TIAA-CREF LIFE INSURANCE COMPANY

SCHEDULE Y

PART 1A - DETAIL OF INSURANCE HOLDING COMPANY SYSTEM

1	2	3	4	5	6	7	8	9	10	11	12	13	14	15	16
Group Code	Group Name	NAIC Company Code	ID Number	Federal RSSD	CIK	Name of Securities Exchange if Publicly Traded (U.S. or International)	Names of Parent, Subsidiaries Or Affiliates	Domiciliary Location	Relationship to Reporting Entity	Directly Controlled by (Name of Entity/Person)	Type of Control (Ownership, Board, Management, Attorney-in-Fact, Influence, Other)	If Control is Ownership Provide Percentage	Ultimate Controlling Entity(ies)/Person(s)	Is an SCA Filing Required? (Y/N)	*
				5117444			CIESZYSLAW SP z o.o.	.POL	NIA	Pszenrol SA	Ownership	100.000	TIAA Board of Overseers	.N	
				5117453			FARMEX Spolka z o.o.	.POL	NIA	Pszenrol SA	Ownership	100.000	TIAA Board of Overseers	.N	
				5117462			JASIONNO Spolka z o.o.	.POL	NIA	Pszenrol SA	Ownership	100.000	TIAA Board of Overseers	.N	
				5117640			ROLA Spolka z o.o.	.POL	NIA	Pszenrol SA	Ownership	100.000	TIAA Board of Overseers	.N	
				5117659			ROLPOL Spolka z o.o.	.POL	NIA	Pszenrol SA	Ownership	100.000	TIAA Board of Overseers	.N	
				5117668			ROLZBUD Spolka z o.o.	.POL	NIA	Pszenrol SA	Ownership	100.000	TIAA Board of Overseers	.N	
				5117695			SOBIERADZ Spolka z o.o.	.POL	NIA	Pszenrol SA	Ownership	100.000	TIAA Board of Overseers	.N	
				5117677			TELYN SP. z o.o.	.POL	NIA	Pszenrol SA	Ownership	100.000	TIAA Board of Overseers	.N	
				5117686			TOKARY Sp. z o.o.	.POL	NIA	Pszenrol SA	Ownership	100.000	TIAA Board of Overseers	.N	
				5117707			TURKUS SP. z o.o.	.POL	NIA	Pszenrol SA	Ownership	100.000	TIAA Board of Overseers	.N	
				5117761			WALICHNOWY Sp. z o.o.	.POL	NIA	Pszenrol SA	Ownership	100.000	TIAA Board of Overseers	.N	
				5117770			WEZINY SP. z o.o.	.POL	NIA	Pszenrol SA	Ownership	100.000	TIAA Board of Overseers	.N	
				5117789			ZIEMROL Spolka z o.o.	.POL	NIA	Pszenrol SA	Ownership	100.000	TIAA Board of Overseers	.N	
				5117798			LOZICE Sp. z o.o.	.POL	NIA	Pszenrol SA	Ownership	100.000	TIAA Board of Overseers	.N	
				5098486			Adamas SA	.POL	NIA	Pszenrol SA	Ownership	100.000	TIAA Board of Overseers	.N	
				5116586			AMBER SP. z o.o.	.POL	NIA	Adamas SA	Ownership	100.000	TIAA Board of Overseers	.N	
				5116522			JAROSLAWSKO I SP. z o.o.	.POL	NIA	Adamas SA	Ownership	100.000	TIAA Board of Overseers	.N	
				5116513			JAROSLAWSKO II SP. z o.o.	.POL	NIA	Adamas SA	Ownership	100.000	TIAA Board of Overseers	.N	
				5116492			OGARDY SP. z o.o.	.POL	NIA	Adamas SA	Ownership	100.000	TIAA Board of Overseers	.N	
				5116483			OPAL SP z o.o.	.POL	NIA	Adamas SA	Ownership	100.000	TIAA Board of Overseers	.N	
				5116465			SZAFIR SP. z o.o.	.POL	NIA	Adamas SA	Ownership	100.000	TIAA Board of Overseers	.N	
				5183412			TGA 127-137 Franklin LLC	.DE	NIA	Teachers Insurance and Annuity Association of America	Ownership	100.000	TIAA Board of Overseers	.N	
			81-2769108	5012389			TGA 299 Franklin LLC	.DE	NIA	Teachers Insurance and Annuity Association of America	Ownership	100.000	TIAA Board of Overseers	.N	
			81-3988795	5049479			TGA 600 College Road LLC	.DE	NIA	Teachers Insurance and Annuity Association of America	Ownership	100.000	TIAA Board of Overseers	.N	
			82-4830474				TGA 3851 Grandpine Way LLC	.DE	NIA	Teachers Insurance and Annuity Association of America	Ownership	100.000	TIAA Board of Overseers	.N	
			82-5387735				TGA 4341 Horizon North Parkway LLC	.DE	NIA	Teachers Insurance and Annuity Association of America	Ownership	100.000	TIAA Board of Overseers	.N	
			82-2225812				TGA APAC Fund Holdings, LLC	.DE	NIA	Teachers Insurance and Annuity Association of America	Ownership	100.000	TIAA Board of Overseers	.N	
			82-2311300				TGA Real Estate Fund Holdings, LLC	.DE	NIA	TGA APAC Fund Holdings, LLC	Ownership	100.000	TIAA Board of Overseers	.N	
			83-0780652				TGA Connections at Athens Investor Member LLC	.DE	NIA	Teachers Insurance and Annuity Association of America	Ownership	100.000	TIAA Board of Overseers	.N	
				5049497			TGA FC Investor Member LLC	.DE	NIA	Teachers Insurance and Annuity Association of America	Ownership	100.000	TIAA Board of Overseers	.N	
			82-2708488				Fenway Center Holding 1-2, LLC	.DE	NIA	TGA FC Investor Member LLC	Ownership	50.000	TIAA Board of Overseers	.N	
			82-2708488				Fenway Center Owner 1-2, LLC	.DE	NIA	Fenway Center Holding 1-2, LLC	Ownership	100.000	TIAA Board of Overseers	.N	
			81-3602072	5040551			TGA Japan Holdings, LLC	.DE	NIA	Teachers Insurance and Annuity Association of America	Ownership	100.000	TIAA Board of Overseers	.N	
				5047710			TGA Japan Holdings Pte Ltd	.SGP	NIA	TGA Japan Holdings, LLC	Ownership	100.000	TIAA Board of Overseers	.N	
				5048771			TGA Japan GK Holdings Pte Ltd	.SGP	NIA	TGA Japan Holdings Pte Ltd	Ownership	100.000	TIAA Board of Overseers	.N	
				5049929			TGA Ginza115 GK	.JPN	NIA	TGA Japan GK Holdings Pte Ltd	Ownership	99.000	TIAA Board of Overseers	.N	
				5049938			TGA Ginza115 TMK	.JPN	NIA	TGA Japan GK Holdings Pte Ltd	Ownership	51.000	TIAA Board of Overseers	.N	3900
				5048762			TGA Ginza 115 Holdings Pte Ltd	.SGP	NIA	TGA Japan Holdings Pte Ltd	Ownership	100.000	TIAA Board of Overseers	.N	
				5049938			TGA Ginza115 TMK	.JPN	NIA	TGA Ginza 115 Holdings Pte Ltd	Ownership	49.000	TIAA Board of Overseers	.N	3900
				5050064			TGA Ginza115 ISH	.JPN	NIA	TGA Ginza 115 Holdings Pte Ltd	Ownership	100.000	TIAA Board of Overseers	.N	
				82-1169084			TGA MKP Member LLC	.DE	NIA	Teachers Insurance and Annuity Association of America	Ownership	100.000	TIAA Board of Overseers	.N	
				82-1198745			TGA MKP Venture LLC	.DE	NIA	TGA MKP Member LLC	Ownership	60.000	TIAA Board of Overseers	.N	
				82-1187131			TGA MKP REIT LLC	.DE	NIA	TGA MKP Venture LLC	Ownership	100.000	TIAA Board of Overseers	.N	

13.16

STATEMENT AS OF JUNE 30, 2018 OF THE TIAA-CREF LIFE INSURANCE COMPANY

SCHEDULE Y

PART 1A - DETAIL OF INSURANCE HOLDING COMPANY SYSTEM

1	2	3	4	5	6	7	8	9	10	11	12	13	14	15	16
Group Code	Group Name	NAIC Company Code	ID Number	Federal RSSD	CIK	Name of Securities Exchange if Publicly Traded (U.S. or International)	Names of Parent, Subsidiaries Or Affiliates	Domi-ciliary Location	Relation-ship to Reporting Entity	Directly Controlled by (Name of Entity/Person)	Type of Control (Ownership, Board, Management, Attorney-in-Fact, Influence, Other)	If Control is Ownership Provide Percentage	Ultimate Controlling Entity(ies)/Person(s)	Is an SCA Filing Re-quired? (Y/N)	*
			81-4232788	5075722			TGA Montague Investor Member, LLC	DE	NIA	Teachers Insurance and Annuity Association of America	Ownership	100.000	TIAA Board of Overseers	N	
			5093780				RCD TGA Pierrepont Partners LLC	DE	NIA	TGA Montague Investor Member, LLC	Ownership	51.600	TIAA Board of Overseers	N	
			81-3542251	5040542			TGA Montrose Residences Investor Member, LLC	DE	NIA	Teachers Insurance and Annuity Association of America	Ownership	100.000	TIAA Board of Overseers	N	
			81-2872565	5047635			The Residences at La Colombe d'Or Investors LLC	DE	NIA	TGA Montrose Residences Investor Member, LLC	Ownership	90.000	TIAA Board of Overseers	N	
			83-0723201				TGA Yorktown Trinity Groves LLC	DE	NIA	Teachers Insurance and Annuity Association of America	Ownership	100.000	TIAA Board of Overseers	N	
			81-1994278	5018626			TGAM Agribusiness Fund LP	DE	NIA	Teachers Insurance and Annuity Association of America	Ownership	97.400	TIAA Board of Overseers	N	
			82-0646994	5077164			TGAM Agribusiness Fund Holdings LP	DE	NIA	TGAM Agribusiness Fund LP	Ownership	86.800	TIAA Board of Overseers	N	
			27-4871720				The TAP CommodityBuilder Fund, L.L.C.	DE	NIA	Teachers Insurance and Annuity Association of America	Management		TIAA Board of Overseers	N	
			20-4410108				The Tap Fund, LLC	DE	NIA	Teachers Insurance and Annuity Association of America	Management		TIAA Board of Overseers	N	
			81-2429791	5194061			TH Real Estate U.S. Strategic Industrial Fund I LP	DE	NIA	Teachers Insurance and Annuity Association of America	Management		TIAA Board of Overseers	N	
			81-2410066	5205097			TH Real Estate U.S. Strategic Industrial Fund I Holdings, LLC	DE	NIA	TIAA U.S. Strategic Industrial Fund I, LP	Ownership	100.000	TIAA Board of Overseers	N	
				5194070			TH Real Estate U.S. Strategic Industrial Fund I OP, LP	DE	NIA	TH Real Estate U.S. Strategic Industrial Fund I Holdings, LLC	Ownership	100.000	TIAA Board of Overseers	N	
			82-3685468				SIF 301 Business Center Investor Member LLC	DE	NIA	TH Real Estate U.S. Strategic Industrial Fund I OP, LP	Ownership	100.000	TIAA Board of Overseers	N	
							301 Business Centre, LLC	DE	NIA	SIF 301 Business Center Investor Member LLC	Ownership	95.000	TIAA Board of Overseers	N	
							Buildings 100, 200, 300 LLC	DE	NIA	301 Business Centre, LLC	Ownership	100.000	TIAA Board of Overseers	N	
							Building 400 LLC	DE	NIA	301 Business Centre, LLC	Ownership	100.000	TIAA Board of Overseers	N	
			82-4088352				SIF 60 Chapin Road LLC	DE	NIA	TH Real Estate U.S. Strategic Industrial Fund I Holdings, LLC	Ownership	100.000	TIAA Board of Overseers	N	
			82-3959987				SIF EBP Member LLC	DE	NIA	TH Real Estate U.S. Strategic Industrial Fund I Holdings, LLC	Ownership	100.000	TIAA Board of Overseers	N	
			82-3944178				SIF-OP EBP Venture LLC	DE	NIA	SIF EBP Member LLC	Ownership	95.000	TIAA Board of Overseers	N	
			82-3913810				EBP Owner 1 LLC	DE	NIA	SIF-OP EBP Venture LLC	Ownership	100.000	TIAA Board of Overseers	N	
			30-1018623				EBP Owner 2 LLC	DE	NIA	SIF-OP EBP Venture LLC	Ownership	100.000	TIAA Board of Overseers	N	
			82-4165273				SIF Serrano Business Park Investor Member LLC	DE	NIA	TH Real Estate U.S. Strategic Industrial Fund I Holdings, LLC	Ownership	100.000	TIAA Board of Overseers	N	
							CRPF Bain IV, LLC	DE	NIA	SIF Serrano Business Park Investor Member LLC	Ownership	90.000	TIAA Board of Overseers	N	
			83-0763298				SIF Volta Industrial Center LLC	DE	NIA	TH Real Estate U.S. Strategic Industrial Fund I Holdings, LLC	Ownership	100.000	TIAA Board of Overseers	N	
			82-2826183				TIAA Administrative Services LLC	DE	NIA	Teachers Insurance and Annuity Association of America	Ownership	100.000	TIAA Board of Overseers	N	
				4900500			TIAA CLO I Ltd	CYM	NIA	Teachers Insurance and Annuity Association of America	Management		TIAA Board of Overseers	N	
				5049965			TIAA CLO I LLC	DE	NIA	TIAA CLO I Ltd	Ownership	100.000	TIAA Board of Overseers	N	
							TIAA CLO II Ltd	CYM	NIA	Teachers Insurance and Annuity Association of America	Management		TIAA Board of Overseers	N	
							TIAA CLO II LLC	DE	NIA	TIAA CLO II Ltd	Ownership	100.000	TIAA Board of Overseers	N	
				5157860			TIAA CLO III Ltd.	CYM	NIA	Teachers Insurance and Annuity Association of America	Management		TIAA Board of Overseers	N	
							TIAA CLO III LLC	DE	NIA	TIAA CLO III Ltd.	Ownership	100.000	TIAA Board of Overseers	N	
							TIAA CLO IV Ltd.	CYM	NIA	Teachers Insurance and Annuity Association of America	Management		TIAA Board of Overseers	N	

STATEMENT AS OF JUNE 30, 2018 OF THE TIAA-CREF LIFE INSURANCE COMPANY

SCHEDULE Y

PART 1A - DETAIL OF INSURANCE HOLDING COMPANY SYSTEM

1	2	3	4	5	6	7	8	9	10	11	12	13	14	15	16
Group Code	Group Name	NAIC Company Code	ID Number	Federal RSSD	CIK	Name of Securities Exchange if Publicly Traded (U.S. or International)	Names of Parent, Subsidiaries Or Affiliates	Domiciliary Location	Relationship to Reporting Entity	Directly Controlled by (Name of Entity/Person)	Type of Control (Ownership, Board, Management, Attorney-in-Fact, Influence, Other)	If Control is Ownership Provide Percentage	Ultimate Controlling Entity(ies)/Person(s)	Is an SCA Filing Required? (Y/N)	*
							TIAA CLO IV LLC	DE	NIA	TIAA CLO IV Ltd.	Ownership	100.000	TIAA Board of Overseers	N	
			13-4173396	4599203			TIAA CMB I, LLC	DE	NIA	Teachers Insurance and Annuity Association of America	Ownership	100.000	TIAA Board of Overseers	N	
			13-4173396	4602774			TIAA CMB I Trust	DE	NIA	TIAA CMB I, LLC	Ownership	100.000	TIAA Board of Overseers	N	
			36-4450150	4599221			TIAA Diamond Investor, LLC	DE	NIA	Teachers Insurance and Annuity Association of America	Ownership	100.000	TIAA Board of Overseers	N	
			47-4570655	4900498			TIAA Diversified Public Investments, LLC	DE	NIA	Teachers Insurance and Annuity Association of America	Ownership	100.000	TIAA Board of Overseers	N	
			90-0615674	3838857	1502749		TIAA FSB Holdings, Inc.	DE	NIA	Teachers Insurance and Annuity Association of America	Ownership	100.000	TIAA Board of Overseers	Y	
							Everbank Funding, LLC	DE	NIA	TIAA FSB Holdings, Inc.	Ownership	100.000	TIAA Board of Overseers	N	
							TIAA, FSB	US	NIA	TIAA FSB Holdings, Inc.	Ownership	100.000	TIAA Board of Overseers	N	
			59-3531592	2735146			AMC Holding, Inc.	FL	NIA	TIAA, FSB	Ownership	100.000	TIAA Board of Overseers	N	
			59-3547521	4318057			Customerone Financial Network, Inc.	DE	NIA	AMC Holding, Inc.	Ownership	100.000	TIAA Board of Overseers	N	
			43-1823879	4318066			Evertrade Direct Brokerage, Inc.	MO	NIA	Customerone Financial Network, Inc.	Ownership	100.000	TIAA Board of Overseers	N	
			43-1832741	4318093	1085802		Business Property Lending, Inc.	DE	NIA	TIAA, FSB	Ownership	100.000	TIAA Board of Overseers	N	
			36-1208070	4460817			Elite Lender Services, Inc.	FL	NIA	TIAA, FSB	Ownership	100.000	TIAA Board of Overseers	N	
			11-3642567	4318178			Everbank Wealth Management, Inc.	DE	NIA	TIAA, FSB	Ownership	100.000	TIAA Board of Overseers	N	
			27-3035172	4317939			Tygris Commercial Financial Group, Inc.	DE	NIA	TIAA, FSB	Ownership	100.000	TIAA Board of Overseers	N	
			61-1560018	4318217	1436613		TIAA Commercial Finance, Inc.	DE	NIA	Tygris Commercial Financial Group, Inc.	Ownership	100.000	TIAA Board of Overseers	N	
			20-0716627	4318226			Tygris Asset Finance, Inc.	DE	NIA	Tygris Commercial Financial Group, Inc.	Ownership	100.000	TIAA Board of Overseers	N	
			26-2483829	3867400			TIAA GBS Holding LLC	DE	NIA	Teachers Insurance and Annuity Association of America	Ownership	100.000	TIAA Board of Overseers	N	
			81-1241294	4979391			TIAA GBS Singapore Holding Company Pte. Ltd.	SGP	NIA	TIAA GBS Holding LLC	Ownership	100.000	TIAA Board of Overseers	N	
				5003789			TIAA Global Business Services (India) Private Limited	IND	NIA	TIAA GBS Singapore Holding Company Pte. Ltd.	Ownership	100.000	TIAA Board of Overseers	N	
				5006838			TIAA Global Ag Holdco LLC	DE	NIA	Teachers Insurance and Annuity Association of America	Ownership	100.000	TIAA Board of Overseers	N	
			27-5551198	4599267			Global Agriculture AIV (US), LLC	DE	NIA	TIAA Global Ag Holdco LLC	Ownership	98.100	TIAA Board of Overseers	N	
			45-5044364	4627124			Global Ag Properties USA LLC	DE	NIA	Global Agriculture AIV (US), LLC	Management		TIAA Board of Overseers	N	
			45-1531685	4643580			Loma del Rio Vineyards, LLC	DE	NIA	Global Ag Properties USA LLC	Ownership	55.000	TIAA Board of Overseers	N	1900
			80-0843991	4644877			Sugarloaf Vineyard, LLC	DE	NIA	Global Ag Properties USA LLC	Ownership	100.000	TIAA Board of Overseers	N	
			46-2577906	4643973			TIAA-CREF Global Agriculture LLC	DE	NIA	TIAA Global Ag Holdco LLC	Management		TIAA Board of Overseers	N	
			4639994	4639994			Global AG Properties Australia Pty, Ltd	AUS	NIA	TIAA-CREF Global Agriculture LLC	Ownership	100.000	TIAA Board of Overseers	N	
				4643357			Global AG Properties Australia Trust	AUS	NIA	TIAA-CREF Global Agriculture LLC	Ownership	100.000	TIAA Board of Overseers	N	
				4643571			Nova Gaia Brasil Participaco Ltda.	BRA	NIA	TIAA-CREF Global Agriculture LLC	Ownership	100.000	TIAA Board of Overseers	N	4000
				4643094			Tellus Brasil Participaco S.A.	BRA	NIA	Nova Gaia Brasil Participaco Ltda.	Management		TIAA Board of Overseers	N	4100
				4644493			Terraviva Brasil Participaco Ltda.	BRA	NIA	Nova Gaia Brasil Participaco Ltda.	Ownership	100.000	TIAA Board of Overseers	N	4200
				4644484			Tellus Brasil Participaco S.A.	BRA	NIA	Terraviva Brasil Participaco Ltda.	Management		TIAA Board of Overseers	N	4100
				4644493			Agrobio Investimentos e Participações S.A.	BRA	NIA	Tellus Brasil Participaco S.A.	Ownership	100.000	TIAA Board of Overseers	N	
				4863490			Cerpon Participações S.A.	BRA	NIA	Tellus Brasil Participaco S.A.	Ownership	100.000	TIAA Board of Overseers	N	
				4646321			Nova Ibiajara Propriedades Agrícolas S.A.	BRA	NIA	Tellus Brasil Participaco S.A.	Ownership	100.000	TIAA Board of Overseers	N	
				4725758			Tellus Bahia Propriedades Agrícolas Ltda.	BRA	NIA	Tellus Brasil Participaco S.A.	Ownership	100.000	TIAA Board of Overseers	N	
				4653954			Jatobá Propriedades Agrícolas Ltda.	BRA	NIA	Tellus Brasil Participaco S.A.	Ownership	100.000	TIAA Board of Overseers	N	
				4653981			Terra do Sol Propriedades Agrícolas S.A.	BRA	NIA	Tellus Brasil Participaco S.A.	Ownership	100.000	TIAA Board of Overseers	N	
				4644505			Terrainvest Propriedades Agrícolas S.A.	BRA	NIA	Tellus Brasil Participaco S.A.	Ownership	100.000	TIAA Board of Overseers	N	
				4644514			Tparone Participações S.A.	BRA	NIA	Tellus Brasil Participaco S.A.	Ownership	100.000	TIAA Board of Overseers	N	
				4646282			Toperone Agrícola S.A.	BRA	NIA	Tparone Participações S.A.	Ownership	100.000	TIAA Board of Overseers	N	
				4646303			Tpartwo Participações S.A.	BRA	NIA	Tellus Brasil Participaco S.A.	Ownership	100.000	TIAA Board of Overseers	N	
				4646291			Tpartwo Agrícola S.A.	BRA	NIA	Tpartwo Participações S.A.	Ownership	100.000	TIAA Board of Overseers	N	
				4646312			TIAA-CREF Global Agriculture BR, LLC	DE	NIA	TIAA-CREF Global Agriculture LLC	Ownership	100.000	TIAA Board of Overseers	N	
			45-1502187	4640011			Nova Gaia Brasil Participaco Ltda.	BRA	NIA	TIAA-CREF Global Agriculture BR, LLC	Ownership	0.000	TIAA Board of Overseers	N	4000
				4643094			Terraviva Brasil Participaco Ltda.	BRA	NIA	TIAA-CREF Global Agriculture BR, LLC	Ownership	0.000	TIAA Board of Overseers	N	4200
				4644484											

13.18

STATEMENT AS OF JUNE 30, 2018 OF THE TIAA-CREF LIFE INSURANCE COMPANY

SCHEDULE Y

PART 1A - DETAIL OF INSURANCE HOLDING COMPANY SYSTEM

1	2	3	4	5	6	7	8	9	10	11	12	13	14	15	16
Group Code	Group Name	NAIC Company Code	ID Number	Federal RSSD	CIK	Name of Securities Exchange if Publicly Traded (U.S. or International)	Names of Parent, Subsidiaries Or Affiliates	Domiciliary Location	Relationship to Reporting Entity	Directly Controlled by (Name of Entity/Person)	Type of Control (Ownership, Board, Management, Attorney-in-Fact, Influence, Other)	If Control is Ownership Provide Percentage	Ultimate Controlling Entity(ies)/Person(s)	Is an SCA Filing Required? (Y/N)	*
			47-1083514	4753582			Global Agriculture II AIV (US) LLC	DE	NIA	TIAA Global Ag Holdco LLC	Ownership	100.000	TIAA Board of Overseers	N	
			47-1069783	4755438			Global Ag Properties II USA LLC	DE	NIA	Global Agriculture II AIV (US) LLC	Management		TIAA Board of Overseers	N	
			47-0974399	4753591	1616610		TIAA-CREF Global Agriculture II LLC	DE	NIA	TIAA Global Ag Holdco LLC	Management		TIAA Board of Overseers	N	
			4900519	4900519			Agrícola Ag II Limitada	CHL	NIA	TIAA-CREF Global Agriculture II LLC	Ownership	100.000	TIAA Board of Overseers	N	
			47-3600919	4845704			Global Ag II FFI LLC	DE	NIA	TIAA-CREF Global Agriculture II LLC	Ownership	100.000	TIAA Board of Overseers	N	
				4894823			Global Ag Properties II Australia Pty, Ltd.	AUS	NIA	TIAA-CREF Global Agriculture II LLC	Ownership	100.000	TIAA Board of Overseers	N	
				4794286			Global Ag Properties II Australia Trust	AUS	NIA	TIAA-CREF Global Agriculture II LLC	Ownership	100.000	TIAA Board of Overseers	N	
				5040524			Global Ag Properties II New Zealand LP	NZL	NIA	TIAA-CREF Global Agriculture II LLC	Ownership	100.000	TIAA Board of Overseers	N	
				4755456			Helios Brasil Participacoes, Ltda.	BRA	NIA	TIAA-CREF Global Agriculture II LLC	Ownership	100.000	TIAA Board of Overseers	N	
				4794295			Janus Brasil Participacoes, S.A.	BRA	NIA	Helios Brasil Participacoes, Ltda.	Management		TIAA Board of Overseers	N	4300
				4757012			Iris Brasil Participacao Ltda.	BRA	NIA	Helios Brasil Participacoes, Ltda.	Ownership	100.000	TIAA Board of Overseers	N	
				4794295			Janus Brasil Participacoes, S.A.	BRA	NIA	Iris Brasil Participacao Ltda.	Management		TIAA Board of Overseers	N	4300
				4801782			AGW Empreendimentos e Participações S.A.	BRA	NIA	Janus Brasil Participacoes, S.A.	Ownership	100.000	TIAA Board of Overseers	N	
				5147030			Araucaria Propriedades Agrícolas Ltda	BRA	NIA	Janus Brasil Participacoes, S.A.	Ownership	100.000	TIAA Board of Overseers	N	
				4901459			Aroeira Propriedades Agrícolas Ltda	BRA	NIA	Janus Brasil Participacoes, S.A.	Ownership	100.000	TIAA Board of Overseers	N	
				4801700			Companhia Agrícola Botucatu	BRA	NIA	Janus Brasil Participacoes, S.A.	Ownership	100.000	TIAA Board of Overseers	N	
							Copaiba Propriedades Agrícolas Ltda	BRA	NIA	Janus Brasil Participacoes, S.A.	Ownership	100.000	TIAA Board of Overseers	N	
							Embauba Propriedades Agrícolas Ltda	BRA	NIA	Janus Brasil Participacoes, S.A.	Ownership	100.000	TIAA Board of Overseers	N	
				4802145			Esus Brasil Participações S.A.	BRA	NIA	Janus Brasil Participacoes, S.A.	Ownership	100.000	TIAA Board of Overseers	N	
				5087855			Itauba Propriedades Agrícolas Ltda	BRA	NIA	Janus Brasil Participacoes, S.A.	Ownership	100.000	TIAA Board of Overseers	N	
				4801773			Jatoba S.A.	BRA	NIA	Janus Brasil Participacoes, S.A.	Ownership	100.000	TIAA Board of Overseers	N	
				4894832			Jequitibá Propriedades Agrícolas Ltda	BRA	NIA	Janus Brasil Participacoes, S.A.	Ownership	100.000	TIAA Board of Overseers	N	
							Oiti Propriedades Agrícolas Ltda	BRA	NIA	Janus Brasil Participacoes, S.A.	Ownership	100.000	TIAA Board of Overseers	N	
				4901468			Samambaia Propriedades Agrícolas Ltda	BRA	NIA	Janus Brasil Participacoes, S.A.	Ownership	100.000	TIAA Board of Overseers	N	
				4901477			Seringueira Propriedades Agrícolas Ltda	BRA	NIA	Janus Brasil Participacoes, S.A.	Ownership	100.000	TIAA Board of Overseers	N	
							Tapia Propriedades Agrícolas Ltda	BRA	NIA	Janus Brasil Participacoes, S.A.	Ownership	100.000	TIAA Board of Overseers	N	
			47-1062423	4755447			TIAA-CREF Global Agriculture II BR, LLC	DE	NIA	TIAA-CREF Global Agriculture II LLC	Ownership	100.000	TIAA Board of Overseers	N	
			46-2860100	4599276			TIAA Global Equity Income, LLC	DE	NIA	Teachers Insurance and Annuity Association of America	Ownership	100.000	TIAA Board of Overseers	N	
			26-3594208	4863502			TIAA Global Public Investments, LLC	DE	NIA	Teachers Insurance and Annuity Association of America	Ownership	100.000	TIAA Board of Overseers	N	
			46-3881813	4599892			TIAA GTR HoldCo, LLC	DE	NIA	Teachers Insurance and Annuity Association of America	Ownership	100.000	TIAA Board of Overseers	N	
			46-3210500	4724023			Global Timber Resources LLC	DE	NIA	TIAA GTR HoldCo, LLC	Ownership	50.000	TIAA Board of Overseers	N	
			46-3909387	4868431			Global Timber SA LLC	DE	NIA	Global Timber Resources LLC	Ownership	100.000	TIAA Board of Overseers	N	
			46-3899490	4801906			Global Timber International LLC	DE	NIA	Global Timber Resources LLC	Ownership	100.000	TIAA Board of Overseers	N	
				4802789			Global Timber Spain, SL	ESP	NIA	Global Timber International LLC	Ownership	100.000	TIAA Board of Overseers	N	
			98-1206384	4803151			Forestal Monterrey Colombia SAS	COL	NIA	Global Timber Spain, SL	Ownership	82.400	TIAA Board of Overseers	N	
				4868440			Forestal GTR Chile Limitada	DE	NIA	Global Timber Spain, SL	Ownership	99.900	TIAA Board of Overseers	N	
				5165454			Global Timber Resources Colombia, S.A.S.	COL	NIA	Global Timber Spain, SL	Ownership	100.000	TIAA Board of Overseers	N	
							Monte Fresnos Asociacion Agraria de Responsabilidad LTDA	URY	NIA	Global Timber Spain, SL	Ownership	100.000	TIAA Board of Overseers	N	
				5183458			Monte Fresnos, S.A.	URY	NIA	Global Timber Spain, SL	Ownership	100.000	TIAA Board of Overseers	N	
				5183421			Taurion Asociacion Agraria de Responsabilidad LTDA	URY	NIA	Global Timber Spain, SL	Ownership	100.000	TIAA Board of Overseers	N	
				5183430			Taurion, S.A.	URY	NIA	Global Timber Spain, SL	Ownership	100.000	TIAA Board of Overseers	N	
				5183449			GT Europe Cooperatief U.A.	NLD	NIA	Global Timber International LLC	Ownership	100.000	TIAA Board of Overseers	N	
				4866905			Global Timber NL, B.V.	NLD	NIA	GT Europe Cooperatief U.A.	Ownership	100.000	TIAA Board of Overseers	N	
				4900425			GTR Brasil Participacoes Ltda	BRA	NIA	Global Timber NL, B.V.	Ownership	100.000	TIAA Board of Overseers	N	
				4901543			Brasilwood Reflorestamento S.A.	BRA	NIA	GTR Brasil Participacoes Ltda	Ownership	75.000	TIAA Board of Overseers	N	4400
				4902380			GAPK Investimentos Ltda.	BRA	NIA	GTR Brasil Participacoes Ltda	Ownership	100.000	TIAA Board of Overseers	N	
							Brasilwood Reflorestamento S.A.	BRA	NIA	GAPK Investimentos Ltda.	Ownership	25.000	TIAA Board of Overseers	N	4400
				5198809			Jatoba Brasil Investimentos Florestais Ltda	BRA	NIA	GTR Brasil Participacoes Ltda	Ownership	100.000	TIAA Board of Overseers	N	
				5198818			Paineira Investimentos Florestais S.A.	BRA	NIA	GTR Brasil Participacoes Ltda	Ownership	97.000	TIAA Board of Overseers	N	

STATEMENT AS OF JUNE 30, 2018 OF THE TIAA-CREF LIFE INSURANCE COMPANY

SCHEDULE Y
PART 1A - DETAIL OF INSURANCE HOLDING COMPANY SYSTEM

1	2	3	4	5	6	7	8	9	10	11	12	13	14	15	16
Group Code	Group Name	NAIC Company Code	ID Number	Federal RSSD	CIK	Name of Securities Exchange if Publicly Traded (U.S. or International)	Names of Parent, Subsidiaries Or Affiliates	Domiciliary Location	Relationship to Reporting Entity	Directly Controlled by (Name of Entity/Person)	Type of Control (Ownership, Board, Management, Attorney-in-Fact, Influence, Other)	If Control is Ownership Provide Percentage	Ultimate Controlling Entity(ies)/Person(s)	Is an SCA Filing Required? (Y/N)	*
				4801915			IPOPEMA 95 Closed Investment Fund of Non-Public Assets	.POL	NIA	Global Timber NL, B.V.	Ownership	100.000	TIAA Board of Overseers	N	
				4868422			EKO Topola Sp. z.o.o.	.POL	NIA	IPOPEMA 95 Closed Investment Fund of Non-Public Assets	Ownership	100.000	TIAA Board of Overseers	N	
				4802800			Brusno Resort Sp. z.o.o.	.POL	NIA	IPOPEMA 95 Closed Investment Fund of Non-Public Assets	Ownership	100.000	TIAA Board of Overseers	N	
			45-3479281	4599306			TIAA Infrastructure Investments, LLC	.DE	NIA	Teachers Insurance and Annuity Association of America	Ownership	100.000	TIAA Board of Overseers	N	
			81-5307354	51539833			730 Parking LLC	.DE	NIA	TIAA Infrastructure Investments, LLC	Ownership	100.000	TIAA Board of Overseers	N	
			81-5302296	5157879			730 Interpark, LLC	.DE	NIA	730 Parking LLC	Ownership	100.000	TIAA Board of Overseers	N	
				4626109			Aquila Sonnet LP	.CAN	NIA	TIAA Infrastructure Investments, LLC	Influence		TIAA Board of Overseers	N	
				4936107			A-30 Canadian Transport Inc.	.CAN	NIA	TIAA Infrastructure Investments, LLC	Ownership	100.000	TIAA Board of Overseers	N	
				4887571			1867 Infrastructure Holdings Inc.	.CAN	NIA	A-30 Canadian Transport Inc.	Ownership	100.000	TIAA Board of Overseers	N	
				4946843			ACS NA30 Holding Inc.	.CAN	NIA	1867 Infrastructure Holdings Inc.	Ownership	100.000	TIAA Board of Overseers	N	
				4947327			Iridium Nouvelle Autoroute 30 Inc.	.CAN	NIA	ACS NA30 Holding Inc.	Ownership	100.000	TIAA Board of Overseers	N	
				4645847			Nouvelle Autoroute 30, s.e.n.c.	.CAN	NIA	Iridium Nouvelle Autoroute 30 Inc.	Ownership	50.000	TIAA Board of Overseers	N	
			30-0701953	4619530			TORO/EPP II, LLC	.DE	NIA	TIAA Infrastructure Investments, LLC	Influence		TIAA Board of Overseers	N	
				38-3857916			I 595 Toll Road, LLC	.DE	NIA	TIAA Infrastructure Investments, LLC	Ownership	100.000	TIAA Board of Overseers	N	
				26-4139252			I 595 Express, LLC	.DE	NIA	I 595 Toll Road, LLC	Ownership	50.000	TIAA Board of Overseers	N	
				46-5279686			North American Sustainable Energy Fund, L.P.	.DE	NIA	TIAA Infrastructure Investments, LLC	Ownership	100.000	TIAA Board of Overseers	N	
				4895660			McCommas Bluff Holdings LLC	.DE	NIA	North American Sustainable Energy Fund, L.P.	Influence		TIAA Board of Overseers	N	
				4896331			Dallas Clean Energy, LLC	.DE	NIA	McCommas Bluff Holdings LLC	Ownership	51.000	TIAA Board of Overseers	N	
				4900407			Dallas Clean Energy McCommas Bluff, LLC	.DE	NIA	Dallas Clean Energy, LLC	Ownership	100.000	TIAA Board of Overseers	N	
				4946852			Energy Power Investment Company, LLC	.DE	NIA	North American Sustainable Energy Fund, L.P.	Ownership	90.500	TIAA Board of Overseers	N	
				4947318			EPP Renewable Energy, LLC	.DE	NIA	Energy Power Investment Company, LLC	Ownership	100.000	TIAA Board of Overseers	N	
							EPP New Jersey Biogas, LLC	.DE	NIA	EPP Renewable Energy, LLC	Ownership	100.000	TIAA Board of Overseers	N	
							EPP New Jersey Solar, LLC	.DE	NIA	EPP Renewable Energy, LLC	Ownership	100.000	TIAA Board of Overseers	N	
			46-5268451	4810597			North American Sustainable Energy Fund GP, LLC	.DE	NIA	TIAA Infrastructure Investments, LLC	Influence		TIAA Board of Overseers	N	
				61-1734097			North American Sustainable Energy Manager, LLC	.DE	NIA	TIAA Infrastructure Investments, LLC	Influence		TIAA Board of Overseers	N	
			45-2665869	4601115			TIAA Oil and Gas Investments, LLC	.DE	NIA	Teachers Insurance and Annuity Association of America	Ownership	100.000	TIAA Board of Overseers	N	
			45-1286237	4602877			Actgas, LLC	.DE	NIA	TIAA Oil and Gas Investments, LLC	Ownership	100.000	TIAA Board of Overseers	N	
			46-3410649	4602925			Actoil Bakken, LLC	.DE	NIA	TIAA Oil and Gas Investments, LLC	Ownership	100.000	TIAA Board of Overseers	N	
			98-0430762	4651530			Triangle Petroleum Corp	.CO	NIA	Actoil Bakken, LLC	Influence		TIAA Board of Overseers	N	
			46-3373066	4602916			Actoil Colorado, LLC	.DE	NIA	TIAA Oil and Gas Investments, LLC	Ownership	100.000	TIAA Board of Overseers	N	
				4651521			Great Western Petroleum LLC	.DE	NIA	Actoil Colorado, LLC	Influence		TIAA Board of Overseers	N	
							Great Western Exploration & Development, Inc.	.DE	NIA	Great Western Petroleum LLC	Ownership	100.000	TIAA Board of Overseers	N	
			46-3628993	4602934			Actoil Utica, LLC	.DE	NIA	TIAA Oil and Gas Investments, LLC	Ownership	100.000	TIAA Board of Overseers	N	
			45-4486211	4602886			TIAA Wind Investments, LLC	.DE	NIA	TIAA Oil and Gas Investments, LLC	Ownership	100.000	TIAA Board of Overseers	N	
			45-3743502	4626136			Capistrano Wind Partners, LLC	.DE	NIA	TIAA Wind Investments, LLC	Influence		TIAA Board of Overseers	N	
			26-1698274	4599173			TIAA Park Evanston, LLC	.DE	NIA	Teachers Insurance and Annuity Association of America	Ownership	100.000	TIAA Board of Overseers	N	
			11-3519531	4601133			TIAA Realty, LLC	.DE	NIA	Teachers Insurance and Annuity Association of America	Ownership	100.000	TIAA Board of Overseers	N	
			81-0902394	4949125			T-C 77 Central LLC	.DE	NIA	TIAA Realty, LLC	Ownership	100.000	TIAA Board of Overseers	N	
			47-2249307	4763161			T-C 680 Belleville LLC	.DE	NIA	TIAA Realty, LLC	Ownership	100.000	TIAA Board of Overseers	N	
			46-2678242	4611721			T-C Port Northwest Development, LLC	.DE	NIA	TIAA Realty, LLC	Ownership	100.000	TIAA Board of Overseers	N	
			81-3961919	5047626			TGA 70 Federal Street LLC	.DE	NIA	TIAA Realty, LLC	Ownership	100.000	TIAA Board of Overseers	N	

13.20

STATEMENT AS OF JUNE 30, 2018 OF THE TIAA-CREF LIFE INSURANCE COMPANY

SCHEDULE Y

PART 1A - DETAIL OF INSURANCE HOLDING COMPANY SYSTEM

1	2	3	4	5	6	7	8	9	10	11	12	13	14	15	16
Group Code	Group Name	NAIC Company Code	ID Number	Federal RSSD	CIK	Name of Securities Exchange if Publicly Traded (U.S. or International)	Names of Parent, Subsidiaries Or Affiliates	Domi-ciliary Location	Relation-ship to Reporting Entity	Directly Controlled by (Name of Entity/Person)	Type of Control (Ownership, Board, Management, Attorney-in-Fact, Influence, Other)	If Control is Ownership Provide Percentage	Ultimate Controlling Entity(ies)/Person(s)	Is an SCA Filing Re-quired? (Y/N)	*
			82-2885306				TIAA RFS, LLC	DE	NIA	Teachers Insurance and Annuity Association of America	Ownership	100.000	TIAA Board of Overseers	N	
			82-2335773				TIAA Advisory, LLC	DE	NIA	TIAA RFS, LLC	Ownership	100.000	TIAA Board of Overseers	N	
			20-2904312	4314479			TIAA-CREF Insurance Agency, LLC	DE	NIA	TIAA RFS, LLC	Ownership	100.000	TIAA Board of Overseers	N	
			81-2755014	5011346			TIAA SMA Strategies, LLC	DE	NIA	Teachers Insurance and Annuity Association of America	Ownership	100.000	TIAA Board of Overseers	N	
			45-3029655	4601197			TIAA-Stonepeak Investments I, LLC	DE	NIA	Teachers Insurance and Annuity Association of America	Ownership	100.000	TIAA Board of Overseers	N	
			38-3849546	4603155			Stonepeak Infrastructure Fund LP	DE	NIA	TIAA-Stonepeak Investments I, LLC	Influence		TIAA Board of Overseers	N	
			45-3030923	4601245			TIAA-Stonepeak Investments II, LLC	DE	NIA	Teachers Insurance and Annuity Association of America	Ownership	100.000	TIAA Board of Overseers	N	
			30-0696099	4643955			Stonepeak GP Holdings LP	DE	NIA	TIAA-Stonepeak Investments II, LLC	Ownership	50.000	TIAA Board of Overseers	N	
				4643964			Stonepeak Associates, LLC	DE	NIA	Stonepeak GP Holdings LP	Ownership	100.000	TIAA Board of Overseers	N	
			37-1645802	4643919			Stonepeak Advisors Holdings LLC	DE	NIA	TIAA-Stonepeak Investments II, LLC	Influence		TIAA Board of Overseers	N	
				4643946			Stonepeak Advisors LLC	DE	NIA	Stonepeak Advisors Holdings LLC	Ownership	100.000	TIAA Board of Overseers	N	
			45-3164600	4601348			TIAA Super Regional Mall Member Sub, LLC	DE	NIA	Teachers Insurance and Annuity Association of America	Ownership	100.000	TIAA Board of Overseers	N	
			45-3164764	4644055			T-C Super Regional Mall Venture, LLC	DE	NIA	TIAA Super Regional Mall Member Sub, LLC	Ownership	51.000	TIAA Board of Overseers	N	
			46-4623585	4801821	1614181		T-C International Plaza REIT LLC	DE	NIA	T-C Super Regional Mall Venture, LLC	Ownership	100.000	TIAA Board of Overseers	N	
			46-4653326	4801830			T-C International Plaza Investor GP LLC	DE	NIA	T-C International Plaza REIT LLC	Ownership	100.000	TIAA Board of Overseers	N	
			46-4680948	4801849			T-C International Plaza Investor LP LLC	DE	NIA	T-C International Plaza REIT LLC	Ownership	100.000	TIAA Board of Overseers	N	
							Tampa Westshore Associates Limited Partnership	DE	NIA	T-C International Plaza Investor LP LLC	Influence		TIAA Board of Overseers	N	
			38-3173536	2884259			T-C Las Vegas Retail REIT LLC	DE	NIA	T-C Super Regional Mall Venture, LLC	Ownership	100.000	TIAA Board of Overseers	N	
			46-2713521	4604116	1595474		T-C Las Vegas Retail Investor LLC	DE	NIA	T-C Las Vegas Retail REIT LLC	Ownership	100.000	TIAA Board of Overseers	N	
			46-2726147	4612979			Grand Canal Shoppes Holdings, LLC	DE	NIA	T-C Las Vegas Retail Investor LLC	Influence		TIAA Board of Overseers	N	
				4615617			T-C Midwest REIT, LLC	DE	NIA	T-C Super Regional Mall Venture, LLC	Ownership	99.800	TIAA Board of Overseers	N	
			45-3165203	4644064	1544129		T-C Midwest Retail, LLC	DE	NIA	T-C Midwest Retail, LLC	Ownership	100.000	TIAA Board of Overseers	N	
			45-2211957	4644288			CBL/T-C, LLC	DE	NIA	T-C Midwest Retail, LLC	Ownership	50.000	TIAA Board of Overseers	N	
			45-3164998	4644082	1544127		T-C Montgomery Mall REIT, LLC	DE	NIA	T-C Super Regional Mall Venture, LLC	Ownership	99.800	TIAA Board of Overseers	N	
			27-4117159	4644091			T-C Montgomery Mall, LLC	DE	NIA	T-C Montgomery Mall REIT, LLC	Ownership	100.000	TIAA Board of Overseers	N	
			95-4658637	4644886			Montgomery Mall of Maryland, LLC	MD	NIA	T-C Montgomery Mall, LLC	Ownership	50.000	TIAA Board of Overseers	N	
			45-1286386	4601526			TIAA SynGas, LLC	DE	NIA	Teachers Insurance and Annuity Association of America	Ownership	100.000	TIAA Board of Overseers	N	
			13-1624203	4741758			730 Catsolar, LLC	DE	NIA	TIAA SynGas, LLC	Ownership	100.000	TIAA Board of Overseers	N	
				4747835			Catalina Solar Lessee Holdco, LLC	CA	NIA	730 Catsolar, LLC	Ownership	50.000	TIAA Board of Overseers	N	
				4749866			Catalina Solar Lessee, LLC	CA	NIA	Catalina Solar Lessee Holdco, LLC	Ownership	100.000	TIAA Board of Overseers	N	
							730 Orion, LLC	DE	NIA	TIAA SynGas, LLC	Ownership	100.000	TIAA Board of Overseers	N	
			56-2492641	4643900			SG Solutions, LLC	DE	NIA	TIAA SynGas, LLC	Influence		TIAA Board of Overseers	N	
			27-0195010	4626088			AE Investor II, LLC	DE	NIA	TIAA SynGas, LLC	Ownership	57.000	TIAA Board of Overseers	N	
			20-8384004	4599490			TIAA-CREF LPHC, LLC	DE	NIA	Teachers Insurance and Annuity Association of America	Ownership	100.000	TIAA Board of Overseers	N	
			26-3561391	4863539			TCAM DOF GP, LLC	DE	NIA	TIAA-CREF LPHC, LLC	Ownership	100.000	TIAA Board of Overseers	N	
			46-1191235	5018671	1611288		TIAA-CREF Real Property Fund GP, LLC	DE	NIA	TCAM DOF GP, LLC	Ownership	100.000	TIAA Board of Overseers	N	
							TIAA-CREF Individual & Institutional Services, LLC	DE	NIA	Teachers Insurance and Annuity Association of America	Ownership	100.000	TIAA Board of Overseers	N	
			20-5591124	4314273			TIAA-CREF Redwood, LLC	DE	NIA	Teachers Insurance and Annuity Association of America	Ownership	100.000	TIAA Board of Overseers	N	
			20-5631854	4314282			TIAA Endowment & Philanthropic Servives, LLC	DE	NIA	TIAA-CREF Redwood, LLC	Ownership	100.000	TIAA Board of Overseers	N	
							CCAP GP, LLC	DE	NIA	TIAA Endowment & Philanthropic Servives, LLC	Ownership	100.000	TIAA Board of Overseers	N	
			35-2429521	4612858						Teachers Insurance and Annuity Association of America	Ownership	100.000	TIAA Board of Overseers	N	
			13-4026557	4314116	1627236		TIAA-CREF Tuition Financing, Inc.	DE	NIA	Teachers Insurance and Annuity Association of America	Ownership	100.000	TIAA Board of Overseers	N	

13.21

STATEMENT AS OF JUNE 30, 2018 OF THE TIAA-CREF LIFE INSURANCE COMPANY

SCHEDULE Y

PART 1A - DETAIL OF INSURANCE HOLDING COMPANY SYSTEM

1	2	3	4	5	6	7	8	9	10	11	12	13	14	15	16
Group Code	Group Name	NAIC Company Code	ID Number	Federal RSSD	CIK	Name of Securities Exchange if Publicly Traded (U.S. or International)	Names of Parent, Subsidiaries Or Affiliates	Domiciliary Location	Relationship to Reporting Entity	Directly Controlled by (Name of Entity/Person)	Type of Control (Ownership, Board, Management, Attorney-in-Fact, Influence, Other)	If Control is Ownership Provide Percentage	Ultimate Controlling Entity(ies)/Person(s)	Is an SCA Filing Required? (Y/N)	*
			20-8892977	4599810			TIAA Union Place Phase I, LLC	DE	NIA	Teachers Insurance and Annuity Association of America	Ownership	100.000	TIAA Board of Overseers	N	
			20-8281443	4640066			Union Place Phase I, LLC	DE	NIA	TIAA Union Place Phase I, LLC	Ownership	100.000	TIAA Board of Overseers	N	
				4844163			UK PPP Investments, LP	GBR	NIA	Teachers Insurance and Annuity Association of America	Ownership	100.000	TIAA Board of Overseers	N	
				4848590			Wigg (Holdings) Limited	GBR	NIA	UK PPP Investments, LP	Ownership	100.000	TIAA Board of Overseers	N	
				4848983			Wigg Investments Limited	GBR	NIA	Wigg (Holdings) Limited	Ownership	100.000	TIAA Board of Overseers	N	
				4849739			Merseylink (Holdings) Limited	GBR	NIA	Wigg Investments Limited	Influence		TIAA Board of Overseers	N	
				4852298			Merseylink (Finance) Limited	GBR	NIA	Merseylink (Holdings) Limited	Ownership	100.000	TIAA Board of Overseers	N	
				4860239			Merseylink Limited	GBR	NIA	Merseylink (Finance) Limited	Ownership	100.000	TIAA Board of Overseers	N	
				4858638			Merseylink (Issuer) plc	GBR	NIA	Merseylink (Finance) Limited	Ownership	100.000	TIAA Board of Overseers	N	
							U.S. Cities Retail Fund LP	DE	NIA	Teachers Insurance and Annuity Association of America	Ownership	100.000	TIAA Board of Overseers	N	
							U.S. Cities Retail Fund REIT LLC	DE	NIA	U.S. Cities Retail Fund LP	Ownership	100.000	TIAA Board of Overseers	N	
							U.S. Cities Retail Fund Operating GP LLC	DE	NIA	U.S. Cities Retail Fund REIT LLC	Ownership	100.000	TIAA Board of Overseers	N	
							U.S. Cities Retail Fund Operating LP	DE	NIA	U.S. Cities Retail Fund REIT LLC	Ownership	100.000	TIAA Board of Overseers	N	
			46-0750331	4612111			T-C 919 N. Michigan Avenue Retail, LLC	DE	NIA	U.S. Cities Retail Fund Operating LP	Ownership	100.000	TIAA Board of Overseers	N	
							USCRF KRG JV Investor Member LLC	DE	NIA	U.S. Cities Retail Fund Operating LP	Ownership	100.000	TIAA Board of Overseers	N	
							KRG - USCRF Retail Portfolio LLC	DE	NIA	USCRF KRG JV Investor Member LLC	Ownership	100.000	TIAA Board of Overseers	N	
							U.S. Core-Plus Real Estate Debt Fund LP	DE	NIA	Teachers Insurance and Annuity Association of America	Management		TIAA Board of Overseers	N	
							CRED REIT LLC	DE	NIA	U.S. Core+ Real Estate Debt Fund LP	Ownership	100.000	TIAA Board of Overseers	N	
							CRED REIT Holdco LLC	DE	NIA	CRED REIT LLC	Ownership	100.000	TIAA Board of Overseers	N	
							CRED REIT Holdco TRS LLC	DE	NIA	CRED REIT Holdco LLC	Ownership	100.000	TIAA Board of Overseers	N	
			51-0141732	4599829			WRC Properties, LLC	DE	NIA	Teachers Insurance and Annuity Association of America	Ownership	100.000	TIAA Board of Overseers	N	
				4630601			Stichting Bewaarder Ziemia Fund	NLD	NIA	Teachers Insurance and Annuity Association of America	Influence		TIAA Board of Overseers	N	

Asterisk	Explanation
100	AGR Services LLC is ultimately controlled and owned entirely by TIAA, with 99% owned by AGR Partners LLC and 1% owned by Nuveen Alternative Holdings, LLC.
200	Greenwood Resources Brasil, Ltda. is ultimately controlled and owned entirely by TIAA, with 99% owned by GWR Property Management International, LLC and 1% owned by Greenwood Resources, Inc.
300	CAM HR Resources LLC is ultimately controlled and owned entirely by TIAA, with 99% owned by Churchill Asset Management LLC and 1% owned by Nuveen Alternative Holdings, LLC.
400	TIAA European Farmland Fund GP LP is ultimately controlled and owned entirely by TIAA, with 50% owned by Nuveen Alternative Services, LLC and 50% owned by TEFF Holdco LLC
500	TGAM APAC LLC is ultimately controlled and owned entirely by TIAA, with TGAM Subsidiary HC LLC, TIAA International Subsidiary HC LLC and Nuveen International Holdings LLC each owning 33.33%
600	TGAM HK HC LLC is ultimately controlled and owned entirely by TIAA, with TGAM APAC LLC, TGAM Asia LLC, TIAA International APAC LLC and TIAA International Asia LLC each owning 25%
700	TGAM Asia LLC is ultimately controlled and owned entirely by TIAA, with TGAM Subsidiary HC LLC, TIAA International Subsidiary HC LLC and Nuveen International Holdings LLC each owning 33.33%
800	TIAA International APAC LLC is ultimately controlled and owned entirely by TIAA, with TGAM Subsidiary HC LLC, TIAA International Subsidiary HC LLC and Nuveen International Holdings LLC each owning 33.33%
900	TIAA International Asia LLC is ultimately controlled and owned entirely by TIAA, with TGAM Subsidiary HC LLC, TIAA International Subsidiary HC LLC and Nuveen International Holdings LLC each owning 33.33%
1000	Nuveen Real Estate Limited is ultimately controlled and owned entirely by TIAA, with 99% owned by TIAA International Holdings 3, Ltd. and 1% owned by TIAA International Holdings 1, Ltd.
1100	European Cities Partnership SCSp is owned 31.9% by T-C Lux Investments Special Limited Partnership and 1% by European Cities Partnership (GP) S.à.r.l.
1200	Global Real Estate Debt Partners - Fund II (UK) SCSp is ultimately controlled by TIAA, with 18.75% owned by TIAA and 0.5% owned by Nuveen Real Estate Debt Partners II (GP) S.à.r.l.
1300	Westchester Group SRL is controlled and owned entirely by TIAA, with 99% owned by Westchester Group of Europe Ltd. and 1% owned by Westchester Group of Poland Sp. Z.o.o.
1400	Westchester Group South America Gestao de Investimentos Ltda. is controlled and owned entirely by TIAA, with 99% owned by Westchester Group Investment Management, Inc. and 1% owned by Westchester Group Real Estate, Inc.
1500	Tradewinds Global Investors, LLC is ultimately controlled and owned entirely by TIAA, with 99.95% owned by Nuveen Tradewinds Holdings, LLC and 0.05% owned by Nuveen Investments, Inc.
1600	Symphony Asset Management, LLC is ultimately controlled and owned entirely by TIAA, with 51% owned by Nuveen Investments, Inc. and 49% owned by Nuveen Investments Holdings, Inc.
1700	730 Texas Timberlands II, Ltd. is ultimately controlled and owned entirely by TIAA, which directly owns 99.5%. 730 Texas Forest Holdings, Inc., which is owned 100% by TIAA, owns .5%.
1800	730 Texas Timberlands, Ltd. is ultimately controlled and owned entirely by TIAA, with 99.5% owned by TIAA Timberlands I, LLC and .5% owned by 730 Texas Forest Holdings, Inc.
1900	Loma del Rio Vineyards, LLC is ultimately controlled and owned entirely by TIAA, with 45% owned by Premiere Agricultural Properties, LLC and 55% owned by Global Ag Properties USA, LLC.

13.22

STATEMENT AS OF JUNE 30, 2018 OF THE TIAA-CREF LIFE INSURANCE COMPANY

Asterisk	Explanation
2000	Mansilla Participacoes LTDA is ultimately controlled and owned entirely by TIAA, which directly owns 99.99%. Demeter Agricultural Properties, LLC, which is owned 100% by TIAA, owns 0.01%.
2100	Global Real Estate Debt Partners – Fund I (UK) is controlled by TIAA, which owns 36.3%. T-C Lux Investments Special Limited Partnership, which is 100% owned by TIAA, also owns 36.3%.
2200	Cityhold Nympe S.à r.l. (Nympe) is ultimately controlled by TIAA via a 50% ownership of Cityhold Office Partnership S.à r.l., which owns 88% of Nympe, and 6% owned by wholly-owned ND Europe Office Holding S.à r.l.
2300	Cityhold Euro S.à r.l. (CES) is ultimately controlled by TIAA via a 50% ownership of Cityhold Propco 9 S.à r.l., which owns 88% of CES, and 6% owned by wholly-owned ND Europe Office Holding S.à r.l.
2400	SNC Roosevelt is ultimately controlled by TIAA via a 50% ownership of Cityhold Propco 9 S.à r.l., which owns SAS Roosevelt (99.99% of SNC Roosevelt) and Roosevelt Participation S.à r.l. (0.01%).
2500	London Belgrave Unit Trust (LBUT) is ultimately controlled by TIAA via a 50% ownership of Cityhold Office Partnership S.à r.l., which owns Cityhold UK Holding S.à r.l. (99.8% of LBUT) and Cityhold UK Investment S.à r.l. (0.2%).
2600	New Fetter Lane Unit Trust (NFLUT) is ultimately controlled by TIAA via a 50% ownership of Cityhold Office Partnership S.à r.l., which owns Cityhold UK Holding S.à r.l. (99.9% of NFLUT) and Cityhold UK Investment S.à r.l. (0.1%).
2700	60 Great Portland Street Unit Trust (60GPS) is ultimately controlled by TIAA via a 50% ownership of Cityhold Office Partnership S.à r.l., which owns Cityhold UK Holding S.à r.l. (99.4% of 60GPS) and Cityhold UK Investment S.à r.l. (0.6%).
2800	70 St. Mary Axe Unit Trust (SMAUT) is ultimately controlled by TIAA via a 50% ownership of Cityhold Office Partnership S.à r.l., which owns SMA Holding S.à r.l. (99.9% of SMAUT) and Cityhold UK Investment S.à r.l. (0.1%).
2900	Gropius Passagen GmbH & Co KG is controlled by TIAA, and partially owned by Gropius S.à r.l., which owns 99.8% and TIAA Lux 11 S.à.r.l. which owns 0.16%.
3000	Erlangen Arcaden GmbH & Co. KG is controlled by TIAA, and partially owned by TIAA Lux 5 S.à r.l., which owns 94.9% and Erlangen Arcaden Verwaltungs GmbH which owns 5.1%.
3100	U.S. Cities Fund, LP is controlled by TIAA, and partially owned indirectly by ND Properties, Inc., which owns 26.7%, and U.S. Cities Fund GP, LLC, which owns less than .01%.
3200	1608 Chestnut Partners LP is ultimately controlled by TIAA, with 99% owned by T-C 1608 Chestnut Limited Partner LLC and 1% owned by T-C 1608 Chestnut General Partner LLC.
3300	T-C Europe LP is ultimately controlled and owned entirely by TIAA, with 99% owned by TIAA and 1% owned by T-C Europe Holding, Inc.
3400	Roppenheim Outlet SNC (ROSNC) is ultimately controlled by TIAA via a 61.6% ownership of Neptune Property Venture S.à r.l., which owns Roppenheim Holding SAS (99.99% of ROSNC) Neptune Roppenheim Holding S.à r.l. (0.01%).
3500	Adeoti Empreendimentos Imobiliários Ltda is ultimately controlled and owned entirely by TIAA, with 51% of ownership with T-C JK I, LLC and 49% of ownership with T-C JK II, LLC
3600	OPPIB-TIAA US Real Property Fund LP is controlled by TIAA, which owns 50%. T-C SMA I, LLC, which is 100% owned by TIAA, is the General Partner and owns 1%.
3700	Thurrock Retail Park Unit Trust is ultimately controlled and owned entirely by TIAA with 99.5% owned by T-C UK RE Holdings III, LLC and 0.5% owned by T-C UK RE Holdings II, LLC.
3800	Waterford Blue Lagoon LP is controlled by TIAA, and partially owned indirectly by T-C Waterford Blue Lagoon LLC, which owns 50%, and T-C Waterford Blue Lagoon General Partner, LLC, which owns 1%.
3900	TGA Ginza115 TMK is ultimately controlled and owned entirely by TIAA, with 51% owned by TGA Japan GK Holdings Pte Ltd and 49% of owned by TGA Ginza 115 Holdings Pte Ltd.
4000	Nova Gaia Brasil Participaco Ltda. is owned 99.99% by TIAA-CREF Global Agriculture LLC and 0.01% by TIAA-CREF Global Agriculture BR, LLC.
4100	Tellus Brasil Participaco S.A. is owned 48.9% by Terraviva Brasil Participaco Ltda. and 0.47% by Nova Gaia Brasil Participaco Ltda.
4200	Terraviva Brasil Participaco Ltda. is owned 99.99% by Nova Gaia Brasil Participaco Ltda. and 0.01% by TIAA-CREF Global Agriculture BR, LLC.
4300	Janus Brasil Participacoes, S.A. is owned 48.9% by Iris Brasil Participaco Ltda. and 0.47% by Helios Brasil Participacoes, Ltda.
4400	Brasilwood Reflorestamento S.A. is owned 75% by GTR Brasil Participacoes Ltda and 25% by GAPK Investimentos Ltda.

SUPPLEMENTAL EXHIBITS AND SCHEDULES INTERROGATORIES

The following supplemental reports are required to be filed as part of your statement filing. However, in the event that your company does not transact the type of business for which the special report must be filed, your response of NO to the specific interrogatory will be accepted in lieu of filing a "NONE" report and a bar code will be printed below. If the supplement is required of your company but is not being filed for whatever reason enter SEE EXPLANATION and provide an explanation following the interrogatory questions.


	Response
1. Will the Trusteed Surplus Statement be filed with the state of domicile and the NAIC with this statement?	SEE EXPLANATION
2. Will the Medicare Part D Coverage Supplement be filed with the state of domicile and the NAIC with this statement?	NO
3. Will the Reasonableness of Assumptions Certification required by Actuarial Guideline XXXV be filed with the state of domicile and electronically with the NAIC?	NO
4. Will the Reasonableness and Consistency of Assumptions Certification required by Actuarial Guideline XXXV be filed with the state of domicile and electronically with the NAIC?	NO
5. Will the Reasonableness of Assumptions Certification for Implied Guaranteed Rate Method required by Actuarial Guideline XXXVI be filed with the state of domicile and electronically with the NAIC?	NO
6. Will the Reasonableness and Consistency of Assumptions Certification required by Actuarial Guideline XXXVI (Updated Average Market Value) be filed with the state of domicile and electronically with the NAIC?	NO
7. Will the Reasonableness and Consistency of Assumptions Certification required by Actuarial Guideline XXXVI (Updated Market Value) be filed with the state of domicile and electronically with the NAIC?	NO

Explanation:

1. The company is not a U.S. branch of a Non-U.S. insurer.
- 2.
- 3.
- 4.
- 5.
- 6.
- 7.

Bar Code:

2. Medicare Part D Coverage Supplement [Document Identifier 365]
3. Reasonableness of Assumptions Certification required by Actuarial Guideline XXXV [Document Identifier 445]
4. Reasonableness and Consistency of Assumptions Certification required by Actuarial Guideline XXXV [Document Identifier 446]
5. Reasonableness of Assumptions Certification for Implied Guaranteed Rate Method required by Actuarial Guideline XXXVI [Document Identifier 447]
6. Reasonableness and Consistency of Assumptions Certification required by Actuarial Guideline XXXVI [Document Identifier 448]
7. Reasonableness and Consistency of Assumptions Certification required by Actuarial Guideline XXXVI (Updated Market Value) [Document Identifier 449]



NONE

STATEMENT AS OF JUNE 30, 2018 OF THE TIAA-CREF LIFE INSURANCE COMPANY

SCHEDULE A - VERIFICATION

Real Estate

	1 Year to Date	2 Prior Year Ended December 31
1. Book/adjusted carrying value, December 31 of prior year		
2. Cost of acquired:		
2.1 Actual cost at time of acquisition		
2.2 Additional investment made after acquisition		
3. Current year change in encumbrances		
4. Total gain (loss) on disposals		
5. Deduct amounts received on disposals		
6. Total foreign exchange change in book/adjusted carrying value		
7. Deduct current year's other than temporary impairment recognized		
8. Deduct current year's depreciation		
9. Book/adjusted carrying value at the end of current period (Lines 1+2+3+4-5+6-7-8)		
10. Deduct total nonadmitted amounts		
11. Statement value at end of current period (Line 9 minus Line 10)		

NONE

SCHEDULE B - VERIFICATION

Mortgage Loans

	1 Year to Date	2 Prior Year Ended December 31
1. Book value/recorded investment excluding accrued interest, December 31 of prior year		
2. Cost of acquired:		
2.1 Actual cost at time of acquisition		
2.2 Additional investment made after acquisition		
3. Capitalized deferred interest and other		
4. Accrual of discount		
5. Unrealized valuation increase (decrease)		
6. Total gain (loss) on disposals		
7. Deduct amounts received on disposals		
8. Deduct amortization of premium and mortgage investment and commitment fees		
9. Total foreign exchange change in book value/recorded investment including accrued interest		
10. Deduct current year's other than temporary impairment recognized		
11. Book value/recorded investment excluding accrued interest at end of current period (Lines 1+2+3+4+5+6-7-8+9-10)		
12. Total valuation allowance		
13. Subtotal (Line 11 plus Line 12)		
14. Deduct total nonadmitted amounts		
15. Statement value at end of current period (Line 13 minus Line 14)		

NONE

SCHEDULE BA - VERIFICATION

Other Long-Term Invested Assets

	1 Year to Date	2 Prior Year Ended December 31
1. Book/adjusted carrying value, December 31 of prior year	5,926,925	10,773,007
2. Cost of acquired:		
2.1 Actual cost at time of acquisition		
2.2 Additional investment made after acquisition		
3. Capitalized deferred interest and other		
4. Accrual of discount	546	1,037
5. Unrealized valuation increase (decrease)	(201,711)	12,000
6. Total gain (loss) on disposals		478,412
7. Deduct amounts received on disposals	1,000,000	5,313,465
8. Deduct amortization of premium and depreciation	9,401	24,066
9. Total foreign exchange change in book/adjusted carrying value		
10. Deduct current year's other than temporary impairment recognized		
11. Book/adjusted carrying value at end of current period (Lines 1+2+3+4+5+6-7-8+9-10)	4,716,359	5,926,925
12. Deduct total nonadmitted amounts		1,201,711
13. Statement value at end of current period (Line 11 minus Line 12)	4,716,359	4,725,214

SCHEDULE D - VERIFICATION

Bonds and Stocks

	1 Year to Date	2 Prior Year Ended December 31
1. Book/adjusted carrying value of bonds and stocks, December 31 of prior year	7,240,269,190	6,101,278,166
2. Cost of bonds and stocks acquired	967,410,009	1,768,250,486
3. Accrual of discount	2,384,269	5,381,074
4. Unrealized valuation increase (decrease)		(585,529)
5. Total gain (loss) on disposals	2,314,981	17,237,683
6. Deduct consideration for bonds and stocks disposed of	520,356,557	645,206,119
7. Deduct amortization of premium	2,754,905	6,086,571
8. Total foreign exchange change in book/adjusted carrying value		
9. Deduct current year's other than temporary impairment recognized	205,915	
10. Total investment income recognized as a result of prepayment penalties and/or acceleration fees	217,746	
11. Book/adjusted carrying value at end of current period (Lines 1+2+3+4+5-6-7+8-9+10)	7,689,278,818	7,240,269,190
12. Deduct total nonadmitted amounts		
13. Statement value at end of current period (Line 11 minus Line 12)	7,689,278,818	7,240,269,190

STATEMENT AS OF JUNE 30, 2018 OF THE TIAA-CREF LIFE INSURANCE COMPANY

SCHEDULE D - PART 1B

Showing the Acquisitions, Dispositions and Non-Trading Activity
During the Current Quarter for all Bonds and Preferred Stock by NAIC Designation

NAIC Designation	1 Book/Adjusted Carrying Value Beginning of Current Quarter	2 Acquisitions During Current Quarter	3 Dispositions During Current Quarter	4 Non-Trading Activity During Current Quarter	5 Book/Adjusted Carrying Value End of First Quarter	6 Book/Adjusted Carrying Value End of Second Quarter	7 Book/Adjusted Carrying Value End of Third Quarter	8 Book/Adjusted Carrying Value December 31 Prior Year
BONDS								
1. NAIC 1 (a)	4,618,583,227	3,223,305,887	3,111,458,887	8,956,840	4,618,583,227	4,739,387,067		4,467,203,157
2. NAIC 2 (a)	2,934,997,155	213,822,027	110,132,303	(4,992,516)	2,934,997,155	3,033,694,363		2,822,408,155
3. NAIC 3 (a)	15,137,867			(2,298,087)	15,137,867	12,839,780		23,821,304
4. NAIC 4 (a)	26,316,276		23,589	1,919	26,316,276	26,294,606		26,578,828
5. NAIC 5 (a)	814,677		55,513	4,330	814,677	763,494		
6. NAIC 6 (a)								
7. Total Bonds	7,595,849,202	3,437,127,914	3,221,670,292	1,672,486	7,595,849,202	7,812,979,310		7,340,011,444
PREFERRED STOCK								
8. NAIC 1								
9. NAIC 2								
10. NAIC 3								
11. NAIC 4								
12. NAIC 5								182,882
13. NAIC 6	182,882				182,882	182,882		
14. Total Preferred Stock	182,882				182,882	182,882		182,882
15. Total Bonds and Preferred Stock	7,596,032,084	3,437,127,914	3,221,670,292	1,672,486	7,596,032,084	7,813,162,192		7,340,194,326

(a) Book/Adjusted Carrying Value column for the end of the current reporting period includes the following amount of short-term and cash equivalent bonds by NAIC designation:

NAIC 1 \$ 123,883,389 ; NAIC 2 \$; NAIC 3 \$; NAIC 4 \$; NAIC 5 \$; NAIC 6 \$.

S102

SCHEDULE DA - PART 1

Short-Term Investments

	1 Book/Adjusted Carrying Value	2 Purchase Value	3 Cost	4 Interest Collected Year-to-Date	5 Paid for Accrued Interest Year-to-Date
9199999 Totals					

NONE

SCHEDULE DA - VERIFICATION

Short-Term Investments

	1 Year To Date	2 Prior Year Ended December 31
1. Book/adjusted carrying value, December 31 of prior year	20,927,766	6,998,546
2. Cost of short-term investments acquired		20,925,313
3. Accrual of discount	26,183	3,907
4. Unrealized valuation increase (decrease)		
5. Total gain (loss) on disposals	2,078	
6. Deduct consideration received on disposals	20,956,027	7,000,000
7. Deduct amortization of premium		
8. Total foreign exchange change in book/adjusted carrying value		
9. Deduct current year's other than temporary impairment recognized		
10. Book/adjusted carrying value at end of current period (Lines 1+2+3+4+5-6-7+8-9)		20,927,766
11. Deduct total nonadmitted amounts		
12. Statement value at end of current period (Line 10 minus Line 11)		20,927,766

Schedule DB - Part A - Verification - Options, Caps, Floors, Collars, Swaps and Forwards

NONE

Schedule DB - Part B - Verification - Futures Contracts

NONE

Schedule DB - Part C - Section 1 - Replication (Synthetic Asset) Transactions (RSATs) Open

NONE

Schedule DB-Part C-Section 2-Reconciliation of Replication (Synthetic Asset) Transactions Open

NONE

Schedule DB - Verification - Book/Adjusted Carrying Value, Fair Value and Potential Exposure of
Derivatives

NONE

STATEMENT AS OF JUNE 30, 2018 OF THE TIAA-CREF LIFE INSURANCE COMPANY

SCHEDULE E - PART 2 - VERIFICATION

(Cash Equivalents)

	1	2
	Year To Date	Prior Year Ended December 31
1. Book/adjusted carrying value, December 31 of prior year	78,997,366	9,997,089
2. Cost of cash equivalents acquired	6,348,397,862	6,752,939,343
3. Accrual of discount	483,554	400,942
4. Unrealized valuation increase (decrease)		
5. Total gain (loss) on disposals	(467)	411
6. Deduct consideration received on disposals	6,303,994,927	6,684,340,418
7. Deduct amortization of premium		
8. Total foreign exchange change in book/adjusted carrying value		
9. Deduct current year's other than temporary impairment recognized		
10. Book/adjusted carrying value at end of current period (Lines 1+2+3+4+5-6-7+8-9)	123,883,388	78,997,366
11. Deduct total nonadmitted amounts		
12. Statement value at end of current period (Line 10 minus Line 11)	123,883,388	78,997,366

Schedule A - Part 2 - Real Estate Acquired and Additions Made

NONE

Schedule A - Part 3 - Real Estate Disposed

NONE

Schedule B - Part 2 - Mortgage Loans Acquired and Additions Made

NONE

Schedule B - Part 3 - Mortgage Loans Disposed, Transferred or Repaid

NONE

STATEMENT AS OF JUNE 30, 2018 OF THE TIAA-CREF LIFE INSURANCE COMPANY

SCHEDULE BA - PART 2

Showing Other Long-Term Invested Assets ACQUIRED AND ADDITIONS MADE During the Current Quarter

1 CUSIP Identification	2 Name or Description	Location		5 Name of Vendor or General Partner	6 NAIC Designation	7 Date Originally Acquired	8 Type and Strategy	9 Actual Cost at Time of Acquisition	10 Additional Investment Made After Acquisition	11 Amount of Encumbrances	12 Commitment for Additional Investment	13 Percentage of Ownership
		3 City	4 State									
NONE												
4699999 - Totals												XXX

SCHEDULE BA - PART 3

Showing Other Long-Term Invested Assets DISPOSED, Transferred or Repaid During the Current Quarter

1 CUSIP Identification	2 Name or Description	Location		5 Name of Purchaser or Nature of Disposal	6 Date Originally Acquired	7 Disposal Date	8 Book/ Adjusted Carrying Value Less Encum- brances, Prior Year	Change in Book/Adjusted Carrying Value						15 Book/ Adjusted Carrying Value Less Encum- brances on Disposal	16 Consid- eration	17 Foreign Exchange Gain (Loss) on Disposal	18 Realized Gain (Loss) on Disposal	19 Total Gain (Loss) on Disposal	20 Invest- ment Income
		3 City	4 State					9 Unrealized Valuation Increase (De- crease)	10 Current Year's (Depre- ciation) or (Amorti- zation)/ Accretion	11 Current Year's Other Than Temporary Impair- ment Recog- nized	12 Capital- ized Deferred Interest and Other	13 Total Change in Book/ Adjusted Carrying Value (9+10- 11+12)	14 Total Foreign Exchange Change in Book/ Adjusted Carrying Value						
	Insurance Agency													1,000,000					
4199999. Working Capital Finance Investment - Unaffiliated														1,000,000					
4499999. Total - Unaffiliated														1,000,000					
4599999. Total - Affiliated																			
4699999 - Totals														1,000,000					

E03

STATEMENT AS OF JUNE 30, 2018 OF THE TIAA-CREF LIFE INSURANCE COMPANY

SCHEDULE D - PART 3

Show All Long-Term Bonds and Stock Acquired During the Current Quarter

1	2	3	4	5	6	7	8	9	10
CUSIP Identification	Description	Foreign	Date Acquired	Name of Vendor	Number of Shares of Stock	Actual Cost	Par Value	Paid for Accrued Interest and Dividends	NAIC Designation or Market Indicator (a)
91412H-BU-6	UNIV OF CALIFORNIA CA REVENUES University of California 4.428 4.428% 05/15/48		05/23/2018	BANK OF AMERICA		1,670,000	1,670,000		1FE
2499999. Subtotal - Bonds - U.S. Political Subdivisions of States, Territories and Possessions						1,670,000	1,670,000		XXX
3137BB-FB-1	FHR 4352 ZW EXCH Z SEQ 3.000% 06/15/44		06/01/2018	Interest Capitalization		94,356	94,356		1
3137BG-3K-3	FHR 4430 Z Z SEQ 4.000% 01/15/45		06/01/2018	Interest Capitalization		113,859	113,859		1
3137BN-ED-2	FHR 4565 DZ Z SEQ 3.000% 03/15/46		06/01/2018	Interest Capitalization		40,140	40,140		1
3137BP-Q2-8	FHR 4579 GZ Z SEQ 3.000% 05/15/46		06/01/2018	Interest Capitalization		84,471	84,471		1
3137BT-2L-4	FHR 4631 VZ Z SEQ 3.500% 11/15/46		06/01/2018	Interest Capitalization		39,194	39,194		1
3137BI-HK-3	FHR 4665 NZ Z SEQ 3.500% 02/15/47		06/01/2018	Interest Capitalization		35,787	35,787		1
3137F4-ST-8	FHR 4776 WA EXCH SEQ 4.000% 07/15/45		04/12/2018	WELLS FARGO		10,161,828	9,932,147	17,657	1
3199999. Subtotal - Bonds - U.S. Special Revenues						10,569,635	10,339,954	17,657	XXX
00115A-AE-9	AEP TRANSMISSION CO LLC SR UNSEC 3.100% 12/01/26		05/07/2018	Tax Free Exchange		5,039,149	5,000,000	67,167	1FE
00115A-AH-2	AEP TRANSMISSION CO LLC SR UNSEC 3.750% 12/01/47		05/07/2018	Tax Free Exchange		2,493,975	2,500,000	57,031	1FE
015271-AN-9	ALEXANDRIA REAL ESTATE E CO.GUARNT 4.700% 07/01/30		06/12/2018	JP MORGAN SECURITIES		4,995,800	5,000,000		2FE
05377R-CQ-5	AESOP 2017-1A A SEQ 3.070% 09/20/23		04/17/2018	CANTOR FITZGERALD & CO.		4,431,094	4,500,000	11,129	1FE
05377R-CY-8	AESOP 2018-1A A SEQ 3.700% 09/20/24		06/07/2018	BANK OF AMERICA		3,004,336	3,000,000	6,475	1FE
05379B-AQ-0	AVISTA CORP 1ST MORTG 4.350% 06/01/48		05/15/2018	WELLS FARGO		7,492,425	7,500,000		1FE
054561-AA-3	AXA EQUITABLE HOLDINGS I SR UNSEC 3.900% 04/20/23		04/17/2018	JP MORGAN SECURITIES		3,944,154	3,950,000		2FE
054561-AG-0	AXA EQUITABLE HOLDINGS I SR UNSEC 4.350% 04/20/28		04/17/2018	JP MORGAN SECURITIES		12,975,950	13,000,000		2FE
054561-AK-1	AXA EQUITABLE HOLDINGS I SR UNSEC 5.000% 04/20/48		04/17/2018	JP MORGAN SECURITIES		5,982,420	6,000,000		2FE
06051G-HC-6	BANK OF AMERICA CORP SR UNSEC 3.004% 12/20/23		05/23/2018	Tax Free Exchange		13,213,393	13,257,000	169,252	1FE
06051G-IH-5	BANK OF AMERICA CORP SR UNSEC 3.499% 05/17/22		05/14/2018	BANK OF AMERICA		4,000,000	4,000,000		1FE
07274N-AL-7	BAYER US FINANCE I LLC CO.GUARNT 4.375% 12/15/28		06/26/2018	JP MORGAN SECURITIES		8,549,731	8,600,000	911	2FE
07274N-AN-3	BAYER US FINANCE I LLC CO.GUARNT 4.625% 06/25/38		06/18/2018	JP MORGAN SECURITIES		1,132,014	1,150,000		2FE
07274N-AQ-6	BAYER US FINANCE I LLC CO.GUARNT 4.875% 06/25/48		06/18/2018	JP MORGAN SECURITIES		1,644,324	1,650,000		2FE
084659-AM-3	BERKSHIRE HATHAWAY ENERG SR UNSEC 3.250% 04/15/28		05/02/2018	Tax Free Exchange		5,878,624	5,900,000	9,055	1FE
105340-AQ-6	BRANDYVINE OPER PARTNERS CO.GUARNT 3.950% 11/15/27		05/15/2018	SUNTRUST CAPITAL MARKETS		5,659,380	6,000,000	1,317	2FE
12595V-AD-9	COMM 2018-COR3 A3 SEQ 4.228% 05/10/51		05/04/2018	DEUTSCHE BANK SECURITIES INCOR		5,149,702	5,000,000	12,332	2FE
14040H-BY-0	CAPITAL ONE FINANCIAL CO SR UNSEC 3.450% 04/30/21		04/26/2018	MORGAN STANLEY & CO. INC.		9,991,200	10,000,000		2FE
20030N-CD-1	COMCAST CORP CO.GUARNT 3.999% 11/01/49		04/17/2018	Taxable Exchange		1,881,693	1,902,560		1FE
20030N-CE-9	COMCAST CORP CO.GUARNT 3.999% 11/01/49		04/17/2018	Tax Free Exchange		1,881,187	1,902,000	11,832	1FE
233851-DJ-0	DAIMLER FINANCE NA LLC CO.GUARNT 3.350% 05/04/21		04/30/2018	GOLDMAN SACHS & COMPANY		4,994,200	5,000,000		1FE
237450-AA-2	DARTMOUTH-HITCH HEALTH SECURED 4.178% 08/01/48		04/04/2018	RAYMOND JAMES		5,063,200	5,000,000	26,113	1FE
247361-ZM-3	DELTA AIR LINES INC SR UNSEC 3.400% 04/19/21		04/16/2018	CREDIT SUISSE SECURITIES US LL		3,498,320	3,500,000		2FE
25389J-AT-3	DIGITAL REALTY TRUST LP CO.GUARNT 4.450% 07/15/28		06/14/2018	BANK OF AMERICA		5,991,120	6,000,000		2FE
278865-BA-7	ECOLAB INC SR UNSEC 3.950% 12/01/47		04/18/2018	Tax Free Exchange		7,017,330	7,000,000	108,296	2FE
278865-BD-1	ECOLAB INC SR UNSEC 3.250% 12/01/27		04/18/2018	Tax Free Exchange		4,985,264	5,000,000	63,646	2FE
31620M-AY-2	FIDELITY NATIONAL INFORM SR UNSEC 4.250% 05/15/28		05/14/2018	BANK OF AMERICA		2,142,561	2,150,000		2FE
34531J-AE-5	FORDL 2018-A A4 SEQ 3.050% 08/15/21		04/17/2018	BARCLAYS BANK PLC		2,749,910	2,750,000		1FE
370334-CD-4	GENERAL MILLS INC SR UNSEC 3.200% 04/16/21		04/03/2018	GOLDMAN SACHS & COMPANY		1,199,832	1,200,000		2FE
370334-CE-2	GENERAL MILLS INC SR UNSEC 3.700% 10/17/23		04/03/2018	GOLDMAN SACHS & COMPANY		2,494,575	2,500,000		2FE
37045X-CJ-3	GENERAL MOTORS FINL CO CO.GUARNT 3.550% 04/09/21		04/05/2018	JP MORGAN SECURITIES		4,998,050	5,000,000		2FE
42225U-AC-8	HEALTHCARE TRUST OF AMER CO.GUARNT 3.375% 07/15/21		05/17/2018	WELLS FARGO		3,466,112	3,489,000	41,214	2FE
42806D-BQ-1	HERTZ 2018-1A A SEQ 3.290% 02/25/24		04/17/2018	CANTOR FITZGERALD & CO.		2,951,016	3,000,000	6,580	1FE
42806D-BZ-1	HERTZ 2018-3A A SEQ 4.030% 07/25/24		06/21/2018	BARCLAYS BANK PLC		2,499,774	2,500,000		1FE
446413-AL-0	HUNTINGTON INGALLS INDUS CO.GUARNT 3.483% 12/01/27		06/15/2018	Tax Free Exchange		5,000,000	5,000,000	6,773	2FE
466313-AH-6	JABIL INC SR UNSEC 3.950% 01/12/28		06/08/2018	ROBERT W. BAIRD & COMPANY INC		3,357,592	3,525,000	55,440	2FE
502413-BF-3	L3 TECHNOLOGIES INC CO.GUARNT 3.850% 06/15/23		05/30/2018	BANK OF AMERICA		2,545,002	2,550,000		2FE
502413-BG-1	L3 TECHNOLOGIES INC CO.GUARNT 4.400% 06/15/28		06/26/2018	Various		10,471,265	10,500,000	9,411	2FE
534187-BG-3	LINCOLN NATIONAL CORP SR UNSEC 4.350% 03/01/48		04/11/2018	CITIGROUP GLOBAL MARKETS INC		2,473,375	2,500,000	18,427	2FE
534187-BH-1	LINCOLN NATIONAL CORP SR UNSEC 3.800% 03/01/28		04/11/2018	CITIGROUP GLOBAL MARKETS INC		2,973,510	3,000,000	19,317	2FE
59523U-AP-2	MID-AMERICA APARTMENTS SR UNSEC 4.200% 06/15/28		05/07/2018	WELLS FARGO		4,970,150	5,000,000		2FE
62848B-AA-9	MWIOT 2018-1A A SEQ 3.450% 01/21/36		06/19/2018	CREDIT SUISSE SECURITIES US LL		4,998,887	5,000,000		1FE
655844-BX-5	NORFOLK SOUTHERN CORP SR UNSEC 3.942% 11/01/47		05/23/2018	Tax Free Exchange		2,894,235	2,924,000	7,044	2FE
664675-AS-4	NORTHEASTERN UNIVERSITY UNSEC 4.119% 10/01/48		06/20/2018	MORGAN STANLEY & CO. INC.		7,500,000	7,500,000		1FE
694308-HI-0	PACIFIC GAS & ELECTRIC SR UNSEC 3.300% 12/01/27		05/14/2018	Tax Free Exchange		2,991,468	3,000,000	45,375	1FE
694308-HY-6	PACIFIC GAS & ELECTRIC SR UNSEC 3.950% 12/01/47		05/14/2018	Tax Free Exchange		6,969,738	7,000,000	126,729	1FE
701094-AL-8	PARKER-HANNIFIN CORP SR UNSEC 4.100% 03/01/47		06/18/2018	WELLS FARGO		2,473,213	2,500,000	29,042	1FE
74340X-BJ-9	PROLOGIS LP CO.GUARNT 4.375% 09/15/48		06/12/2018	WELLS FARGO		6,187,700	6,250,000		2FE
74368C-AK-0	PROTECTIVE LIFE GLOBAL SR SEC 3.397% 06/28/21		06/21/2018	BARCLAYS BANK PLC		16,000,000	16,000,000		1FE
744448-CQ-2	PUBLIC SERVICE COLORADO 1ST MORTG 4.100% 06/15/48		06/14/2018	BARCLAYS BANK PLC		897,543	900,000		1FE
744560-BV-7	PUBLIC SERVICE ELECTRIC 1ST MORTG 4.050% 05/01/48		05/02/2018	MIZUHO SECURITIES USA INC.		2,981,430	3,000,000		1FE
745332-CH-7	PUGET SOUND ENERGY INC 1ST MORTG 4.223% 06/15/48		06/04/2018	JP MORGAN SECURITIES		6,000,000	6,000,000		1FE

E04

STATEMENT AS OF JUNE 30, 2018 OF THE TIAA-CREF LIFE INSURANCE COMPANY

SCHEDULE D - PART 3

Show All Long-Term Bonds and Stock Acquired During the Current Quarter

1	2	3	4	5	6	7	8	9	10
CUSIP Identification	Description	Foreign	Date Acquired	Name of Vendor	Number of Shares of Stock	Actual Cost	Par Value	Paid for Accrued Interest and Dividends	NAIC Designation or Market Indicator (a)
78449L-AB-4	SMB 2018-B A2A SEQ 3.600% 01/15/37		.06/13/2018	CREDIT SUISSE SECURITIES US LL		4,998,781	5,000,000		1FE
79466L-AE-4	SALESFORCE.COM INC SR UNSEC 3.250% 04/11/23		.04/05/2018	BANK OF AMERICA		7,145,710	7,150,000		1FE
79466L-AF-1	SALESFORCE.COM INC SR UNSEC 3.700% 04/11/28		.04/05/2018	BANK OF AMERICA		11,272,181	11,275,000		1FE
83189D-AB-6	SMB 2017-B A2A SEQ 2.820% 10/15/35		.04/13/2018	Various		2,128,304	2,186,000	.342	1FE
83404K-AC-7	SOFI 2017-E A2B SEQ 2.720% 11/26/40		.04/13/2018	GOLDMAN SACHS & COMPANY		2,987,325	3,060,000	5,086	1FE
83406E-AC-9	SOFI 2018-A A2B SEQ 2.950% 02/25/42		.04/13/2018	Various		4,744,648	4,825,000	8,698	1FE
867914-BS-1	SUNTRUST BANKS INC SR UNSEC 4.000% 05/01/25		.04/24/2018	SUNTRUST CAPITAL MARKETS		9,987,200	10,000,000		1FE
882508-BD-5	TEXAS INSTRUMENTS INC SR UNSEC 4.150% 05/15/48		.04/30/2018	MIZUHO SECURITIES USA INC.		11,946,720	12,000,000		1FE
891906-AF-6	TOTAL SYSTEM SERVICES IN SR UNSEC 4.450% 06/01/28		.05/09/2018	BANK OF AMERICA		4,339,386	4,350,000		2FE
92343V-EQ-3	VERIZON COMMUNICATIONS SR UNSEC 4.329% 09/21/28		.06/21/2018	Taxable Exchange		2,698,756	2,723,098		2FE
92939U-AA-4	WEC ENERGY GROUP INC SR UNSEC 3.375% 06/15/21		.06/04/2018	JP MORGAN SECURITIES		5,997,540	6,000,000		2FE
95001G-AE-3	WFCM 2017-C42 A4 SEQ 3.589% 12/15/50		.04/12/2018	BANK OF AMERICA		4,965,234	5,000,000	7,477	1FM
95040Q-AD-6	WELLS FARGO INC SR UNSEC 4.250% 04/15/28		.04/03/2018	BANK OF AMERICA		18,992,210	19,000,000		2FE
06367T-4W-7	BANK OF MONTREAL SR UNSEC 3.100% 04/13/21	A.	.04/10/2018	BMO CAPITAL MARKETS		5,094,033	5,100,000		1FE
136069-K3-4	CANADIAN IMPERIAL BANK COVERED 3.150% 06/27/21	A.	.06/20/2018	HSBC SECURITIES USA INC		8,659,423	8,670,000		1FE
67077M-AA-6	NUTRIEN LTD SR UNSEC 6.500% 05/15/19	A.	.04/10/2018	Taxable Exchange		440,806	425,000	11,127	2FE
67077M-AK-4	NUTRIEN LTD SR UNSEC 3.500% 06/01/23	A.	.04/10/2018	Taxable Exchange		6,715,814	6,750,000	84,656	2FE
67077M-AR-9	NUTRIEN LTD SR UNSEC 4.900% 06/01/43	A.	.04/10/2018	Taxable Exchange		11,847,811	11,500,000	201,921	2FE
67077M-AS-7	NUTRIEN LTD SR UNSEC 5.250% 01/15/45	A.	.04/10/2018	Taxable Exchange		3,241,531	3,000,000	37,188	2FE
78013X-KG-2	ROYAL BANK OF CANADA SR UNSEC 3.200% 04/30/21	A.	.04/24/2018	RBC DAIN RAUSCHER INC.		4,996,450	5,000,000		1FE
89114Q-BZ-0	TORONTO-DOMINION BANK SR UNSEC 3.250% 06/11/21	A.	.06/05/2018	THE TORONTO-DOMINION BANK		9,995,500	10,000,000		1FE
052113-AA-5	AUSGRID FINANCE LTD SR SEC 3.850% 05/01/23	D.	.04/23/2018	BANK OF AMERICA		7,995,680	8,000,000		2FE
052113-AB-3	AUSGRID FINANCE LTD SR SEC 4.350% 08/01/28	D.	.04/23/2018	BANK OF AMERICA		4,995,350	5,000,000		2FE
22535W-AE-7	CREDIT AGRICOLE LONDON SR UNSEC 3.750% 04/24/23	D.	.04/17/2018	CREDIT AGRICOLE		6,626,592	6,650,000		2FE
75973F-AA-9	RENEW 2018-1 A SEQ 3.950% 09/20/53	D.	.06/12/2018	BARCLAYS BANK PLC		4,998,105	5,000,000		1FE
92857W-BK-5	VODAFONE GROUP PLC SR UNSEC 4.375% 05/30/28	D.	.05/23/2018	BANK OF AMERICA		8,989,585	8,500,000		2FE
3899999. Subtotal - Bonds - Industrial and Miscellaneous (Unaffiliated)						431,277,598	432,213,658	1,266,403	XXX
8399997. Total - Bonds - Part 3						443,517,233	444,223,612	1,284,060	XXX
8399998. Total - Bonds - Part 5						XXX	XXX	XXX	XXX
8399999. Total - Bonds						443,517,233	444,223,612	1,284,060	XXX
8999997. Total - Preferred Stocks - Part 3							XXX		XXX
8999998. Total - Preferred Stocks - Part 5						XXX	XXX	XXX	XXX
8999999. Total - Preferred Stocks							XXX		XXX
9799997. Total - Common Stocks - Part 3							XXX		XXX
9799998. Total - Common Stocks - Part 5						XXX	XXX	XXX	XXX
9799999. Total - Common Stocks							XXX		XXX
9899999. Total - Preferred and Common Stocks							XXX		XXX
9999999 - Totals						443,517,233	XXX	1,284,060	XXX

(a) For all common stock bearing the NAIC market indicator "U" provide: the number of such issues

STATEMENT AS OF JUNE 30, 2018 OF THE TIAA-CREF LIFE INSURANCE COMPANY

SCHEDULE D - PART 4

Show All Long-Term Bonds and Stock Sold, Redeemed or Otherwise Disposed of During the Current Quarter

1	2	3	4	5	6	7	8	9	10	Change In Book/Adjusted Carrying Value					16	17	18	19	20	21	22
										11	12	13	14	15							
CUSIP Identification	Description	Foreign	Disposal Date	Name of Purchaser	Number of Shares of Stock	Consideration	Par Value	Actual Cost	Prior Year Book/Adjusted Carrying Value	Unrealized Valuation Increase/(Decrease)	Current Year's (Amortization)/Accretion	Current Year's Other Than Temporary Impairment Recognized	Total Change in Book/Adjusted Carrying Value (11 + 12 - 13)	Total Foreign Exchange Change in Book/Adjusted Carrying Value	Book/Adjusted Carrying Value at Disposal Date	Foreign Exchange Gain (Loss) on Disposal	Realized Gain (Loss) on Disposal	Total Gain (Loss) on Disposal	Bond Interest/Stock Dividends Received During Year	Stated Contractual Maturity Date	NAIC Designation or Market Indicator (a)
..217194-AA-7	COP I LLC US GOVT GUARANT 3.613% 12/05/21		06/05/2018	Redemption 100.0000		112,835	112,835	112,835	112,835						112,835				2,038	12/05/2021	1
..217194-AB-5	COP I LLC US GOVT GUARANT 3.650% 12/05/21		06/05/2018	Redemption 100.0000		112,319	112,319	112,319	112,319						112,319				2,050	12/05/2021	1
..217194-AC-3	COP I LLC US GOVT GUARANT 3.580% 12/05/21		06/05/2018	Redemption 100.0000		114,356	114,356	114,356	114,356						114,356				2,107	12/05/2021	1
..29766D-AF-1	ETHIOPIAN LEASING 2012 US GOVT GUARANT 2.646% 05/12/26		05/12/2018	Redemption 100.0000		505,108	505,108	505,108	505,108						505,108				6,683	05/12/2026	1
..29766D-AG-9	ETHIOPIAN LEASING 2012 US GOVT GUARANT 2.566% 08/14/26		05/14/2018	Redemption 100.0000		204,268	204,268	204,268	204,268						204,268				2,621	08/14/2026	1
..30217T-AA-0	EXPORT LEASE TEN CO LLC US GOVT GUARANT 1.650% 05/07/25		05/07/2018	Redemption 100.0000		81,617	81,617	78,155	79,161		2,456		2,456		81,617				673	05/07/2025	1
..3617A4-PJ-1	GN A04025 3.700% 10/15/33		06/01/2018	Paydown		104,709	104,709	107,850	107,487		(2,778)		(2,778)		104,709				1,615	10/15/2033	1
..49549C-AA-6	KING INTL LEASING LLC US GOVT GUARANT 2.754% 10/15/22		04/15/2018	Redemption 100.0000		182,554	182,554	182,554	182,554						182,554				2,514	10/15/2022	1
..59280P-AA-9	MEXICAN AIR FINANCE IV US GOVT GUARANT 2.537% 07/13/25		04/13/2018	Redemption 100.0000		300,349	300,349	300,349	300,349						300,349				3,810	07/13/2025	1
..690353-SQ-1	OVERSEAS PRIVATE INV COR US GOVT GUARANT 3.430% 05/15/30		05/15/2018	Redemption 100.0000		75,000	75,000	75,000	75,000						75,000				1,286	05/15/2030	1
..690353-WG-8	OVERSEAS PRIVATE INV COR US GOVT GUARANT 2.310% 11/15/30		05/15/2018	Redemption 100.0000		664,450	664,450	664,450	664,450						664,450				7,674	11/15/2030	1
..690353-XM-4	OVERSEAS PRIVATE INV COR US GOVT GUARANT 3.590% 12/15/30		06/15/2018	Redemption 100.0000		35,714	35,714	35,714	35,714						35,714				641	12/15/2030	1
..690353-XN-2	OVERSEAS PRIVATE INV COR US GOVT GUARANT 3.540% 06/15/30		06/15/2018	Redemption 100.0000		124,997	124,997	124,997	124,997						124,997				2,212	06/15/2030	1
..690353-XR-3	OVERSEAS PRIVATE INV COR US GOVT GUARANT 3.938% 12/20/32		06/20/2018	Redemption 100.0000		66,140	66,140	66,140	65,117						66,140				1,269	12/20/2032	1
..746388-AA-5	PURPLE CHEN 2011 LLC US GOVT GUARANT 2.735% 08/01/23		05/01/2018	Redemption 100.0000		543,273	543,273	543,273	543,273						543,273				7,429	08/01/2023	1
..797224-AB-8	SAN CLEMENTE LEASING LLC US GOVT GUARANT 3.350% 06/07/22		06/07/2018	Redemption 100.0000		90,552	90,552	90,552	90,552						90,552				1,517	06/07/2022	1
..797224-AC-6	SAN CLEMENTE LEASING LLC US GOVT GUARANT 3.030% 11/22/22		05/22/2018	Redemption 100.0000		176,159	176,159	176,159	176,159						176,159				2,669	11/22/2022	1
..79977T-AA-7	SANDALWOOD 2013 LLC US GOVT GUARANT 2.836% 07/10/25		04/10/2018	Redemption 100.0000		351,254	351,254	351,254	351,254						351,254				4,981	07/10/2025	1
..79977T-AB-5	SANDALWOOD 2013 LLC US GOVT GUARANT 2.897% 07/10/25		04/10/2018	Redemption 100.0000		309,930	309,930	309,930	309,930						309,930				4,489	07/10/2025	1
..89609G-AA-0	TRICAHUE LEASING LLC US GOVT GUARANT 3.503% 11/19/21		05/19/2018	Redemption 100.0000		112,243	112,243	112,243	112,243						112,243				1,966	11/19/2021	1
..89609G-AB-8	TRICAHUE LEASING LLC US GOVT GUARANT 3.744% 02/26/22		05/26/2018	Redemption 100.0000		83,837	83,837	83,837	83,837						83,837				1,569	02/26/2022	1
..90373R-AA-8	ULANI MSN 35940 LLC US GOVT GUARANT 2.227% 05/16/25		05/16/2018	Redemption 100.0000		208,333	208,333	208,333	208,333						208,333				2,320	05/16/2025	1FE
..367333-AD-3	GATE CAPITAL CAYMAN TWO US GOVT GUARANT 2.637% 12/02/21		06/02/2018	Redemption 100.0000		292,065	292,065	292,065	292,065						292,065				3,851	12/02/2021	1
..71654Q-BC-5	PETROLEOS MEXICANOS US GOVT GUARANT 2.000% 12/20/22		06/20/2018	Redemption 100.0000		665,000	665,000	667,062	666,014		(1,014)		(1,014)		665,000				6,650	12/20/2022	1
..71654Q-BS-0	PETROLEOS MEXICANOS US GOVT GUARANT 2.698% 04/15/25		04/16/2018	Redemption 100.0000		125,000	125,000	123,125	123,633		1,368		1,368		125,000				1,193	04/15/2025	1
..805649-AA-8	SAYARRA LTD US GOVT GUARANT 2.774% 10/29/21		04/30/2018	Redemption 100.0000		238,263	238,263	238,263	238,263						238,263				3,305	10/29/2021	1
..876780-AA-5	TAYARRA LTD US GOVT GUARANT 3.628% 02/15/22		05/15/2018	Redemption 100.0000		113,293	113,293	113,293	113,293						113,293				2,055	02/15/2022	1
..92242V-AB-2	VCK LEASE SA US GOVT GUARANT 2.591% 07/24/26		04/24/2018	Redemption 100.0000		409,466	409,466	409,466	409,466						409,466				5,305	07/24/2026	1
..98913L-AB-9	ZARAPITO LEASING LLC US GOVT GUARANT 2.628% 11/12/26		05/12/2018	Redemption 100.0000		194,065	194,065	194,065	194,065						194,065				2,550	11/12/2026	1

E05

STATEMENT AS OF JUNE 30, 2018 OF THE TIAA-CREF LIFE INSURANCE COMPANY

SCHEDULE D - PART 4

Show All Long-Term Bonds and Stock Sold, Redeemed or Otherwise Disposed of During the Current Quarter

1	2	3	4	5	6	7	8	9	10	Change In Book/Adjusted Carrying Value					16	17	18	19	20	21	22	
										11	12	13	14	15								
CUSIP Identification	Description	Foreign	Disposal Date	Name of Purchaser	Number of Shares of Stock	Consideration	Par Value	Actual Cost	Prior Year Book/Adjusted Carrying Value	Unrealized Valuation Increase/(Decrease)	Current Year's (Amortization)/Accretion	Current Year's Other Than Temporary Impairment Recognized	Total Change in Book/Adjusted Carrying Value (11 + 12 - 13)	Total Foreign Exchange Change in Book /Adjusted Carrying Value	Book/Adjusted Carrying Value at Disposal Date	Foreign Exchange Gain (Loss) on Disposal	Realized Gain (Loss) on Disposal	Total Gain (Loss) on Disposal	Bond Interest/Stock Dividends Received During Year	Stated Contractual Maturity Date	NAIC Designation or Market Indicator (a)	
907825-AA-1	UNION PACIFIC RR 2014-1 PT CERTS 3.227%		05/14/2018	Redemption	100.0000		515,999	515,999	515,999						515,999				8,326	05/14/2026	1FE	
90782J-AA-1	UNION PACIFIC RR 2015-1 PT CERTS 2.695%		05/12/2018	Redemption	100.0000		1,424,885	1,424,885	1,424,885						1,424,885				19,200	05/12/2027	1FE	
911312-AM-8	UNITED PARCEL SERVICE SR UNSEC 3.125%		01/15/21				2,413,656	2,400,000	2,383,920		569		569		2,395,259		18,397	18,397	60,208	01/15/2021	1FE	
918288-AA-9	VSTNA 2017-A A SEQ 2.330% 03/20/35		06/20/2018	Paydown			257,594	257,541	257,542		52		52		257,594				2,490	03/20/2035	1FE	
91829#-AA-2	VP INVS-NEINAN I LLC-CARGIL SR-SEC 6.710%		10/01/18	Redemption	100.0000		170,254	170,254	170,254						170,254				5,299	07/01/2018	1	
92343V-DQ-4	VERIZON COMMUNICATIONS SR UNSEC 2.946%		03/15/22	Taxable Exchange			2,698,756	2,760,000	2,733,397		2,507		2,507		2,738,627		(39,872)	(39,872)	40,655	03/15/2022	2FE	
92343V-EQ-3	VERIZON COMMUNICATIONS SR UNSEC 4.329%		09/21/28	TENDER SALE			99	98	97						97		2	2		09/21/2028	2FE	
008916-AL-2	AGRIUM INC SR UNSEC 3.500% 06/01/23	A	04/10/2018	Taxable Exchange			6,715,814	6,750,000	6,676,253		2,378		2,378		6,700,165		15,649	15,649	84,656	06/01/2023	2FE	
008916-AM-0	AGRIUM INC SR UNSEC 4.900% 06/01/43	A	04/10/2018	Taxable Exchange			11,847,811	11,500,000	11,412,370		441		441		11,419,436		428,375	428,375	201,921	06/01/2043	2FE	
008916-AN-8	AGRIUM INC SR UNSEC 5.250% 01/15/45	A	04/10/2018	Taxable Exchange			3,241,531	3,000,000	2,984,730		66		66		2,985,900		255,631	255,631	115,938	01/15/2045	2FE	
73755L-AF-4	POTASH CORP-SASKATCHEWAN SR UNSEC 6.500%	A	05/15/19	Taxable Exchange			440,806	425,000	501,512		(4,590)		(4,590)		443,711		(2,905)	(2,905)	11,127	05/15/2019	2FE	
00203Q-AD-9	AP MOLLER-MAERSK A/S SR UNSEC 3.875%	D	09/28/25	Various			16,125,709	16,750,000	16,581,495		6,957		6,957		16,620,979		(495,269)	(495,269)	467,804	09/28/2025	2FE	
04363U-AC-0	ASCIANO FINANCE LTD CO.GUARNT 5.000%	D	04/07/18	Maturity			4,090,000	4,090,000	4,067,832		978		978		4,090,000				102,250	04/07/2018	2FE	
42711A-AA-4	HERO 2017-3A A1 SEQ 3.190% 09/20/48	D	06/20/2018	Paydown			184,606	184,606	184,543		63		63		184,606				1,702	09/20/2048	1FE	
3899999	Subtotal - Bonds - Industrial and Miscellaneous (Unaffiliated)						186,563,562	184,712,447	184,602,900		259,305		259,305		184,772,643		1,788,191	1,788,191	3,041,210		XXX	
8399997	Total - Bonds - Part 4						210,683,843	208,832,728	209,195,010		(198,679)		(198,679)		208,898,702		1,782,413	1,782,413	3,380,412		XXX	
8399998	Total - Bonds - Part 5						XXX	XXX	XXX	XXX	XXX	XXX	XXX	XXX	XXX	XXX	XXX	XXX	XXX	XXX		XXX
8399999	Total - Bonds						210,683,843	208,832,728	209,195,010		(198,679)		(198,679)		208,898,702		1,782,413	1,782,413	3,380,412		XXX	
8999997	Total - Preferred Stocks - Part 4							XXX														XXX
8999998	Total - Preferred Stocks - Part 5						XXX	XXX	XXX	XXX	XXX	XXX	XXX	XXX	XXX	XXX	XXX	XXX	XXX	XXX		XXX
8999999	Total - Preferred Stocks							XXX														XXX
9799997	Total - Common Stocks - Part 4							XXX														XXX
9799998	Total - Common Stocks - Part 5						XXX	XXX	XXX	XXX	XXX	XXX	XXX	XXX	XXX	XXX	XXX	XXX	XXX	XXX		XXX
9799999	Total - Common Stocks							XXX														XXX
9899999	Total - Preferred and Common Stocks							XXX														XXX
9999999	Totals						210,683,843	XXX	209,195,010		(198,679)		(198,679)		208,898,702		1,782,413	1,782,413	3,380,412		XXX	

(a) For all common stock bearing the NAIC market indicator "U" provide: the number of such issues.....

E05.3

Schedule DB - Part A - Section 1 - Options, Caps, Floors, Collars, Swaps and Forwards Open

NONE

Schedule DB - Part B - Section 1 - Futures Contracts Open

NONE

Schedule DB - Part B - Section 1B - Brokers with whom cash deposits have been made

NONE

Schedule DB - Part D - Section 1 - Counterparty Exposure for Derivative Instruments Open

NONE

Schedule DB - Part D-Section 2 - Collateral for Derivative Instruments Open - Pledged By

NONE

Schedule DB - Part D-Section 2 - Collateral for Derivative Instruments Open - Pledged To

NONE

Schedule DL - Part 1 - Reinvested Collateral Assets Owned

NONE

Schedule DL - Part 2 - Reinvested Collateral Assets Owned

NONE

STATEMENT AS OF JUNE 30, 2018 OF THE TIAA-CREF LIFE INSURANCE COMPANY

SCHEDULE E - PART 1 - CASH

Month End Depository Balances

1 Depository	2 Code	3 Rate of Interest	4 Amount of Interest Received During Current Quarter	5 Amount of Interest Accrued at Current Statement Date	Book Balance at End of Each Month During Current Quarter			9 *
					6 First Month	7 Second Month	8 Third Month	
Citibank, N.A. New Castle, DE					(2,224,691)	(506,831)	(1,039,799)	.XXX.
Citibank, N.A. New York, NY					2,442,861	2,446,736	3,051,494	.XXX.
Harris, N.A. Chicago, IL					279,536	92,614	159,168	.XXX.
JPMorgan Chase Bank, N.A. New York, NY					2,286,921	3,656,769	1,136,620	.XXX.
The Northern Trust Company Chicago, IL					20,000	20,000	20,000	.XXX.
Wells Fargo, N.A. Philadelphia, PA					(1,820,936)	(1,638,699)	(5,992,626)	.XXX.
0199998. Deposits in ... depositories that do not exceed the allowable limit in any one depository (See instructions) - Open Depositories	XXX	XXX						XXX
0199999. Totals - Open Depositories	XXX	XXX			983,692	4,070,589	(2,665,143)	XXX
0299998. Deposits in ... depositories that do not exceed the allowable limit in any one depository (See instructions) - Suspended Depositories	XXX	XXX						XXX
0299999. Totals - Suspended Depositories	XXX	XXX						XXX
0399999. Total Cash on Deposit	XXX	XXX			983,692	4,070,589	(2,665,143)	XXX
0499999. Cash in Company's Office	XXX	XXX	XXX	XXX				XXX
.....								
.....								
.....								
.....								
.....								
.....								
0599999. Total - Cash	XXX	XXX			983,692	4,070,589	(2,665,143)	XXX

STATEMENT AS OF JUNE 30, 2018 OF THE TIAA-CREF LIFE INSURANCE COMPANY
SCHEDULE E - PART 2 - CASH EQUIVALENTS

Show Investments Owned End of Current Quarter

1	2	3	4	5	6	7	8	9
CUSIP	Description	Code	Date Acquired	Rate of Interest	Maturity Date	Book/Adjusted Carrying Value	Amount of Interest Due and Accrued	Amount Received During Year
	TREASURY BILL United States Treasury Bi 0 07		.06/21/2018	0.000	.07/19/2018	49,954,790		25,081
	TREASURY BILL UNITED STATES TREASURY BI 0 08		.06/28/2018	0.000	.08/16/2018	29,930,432		4,626
0199999	Subtotal - Bonds - U.S. Governments - Issuer Obligations					79,885,222		29,707
0599999	Total - U.S. Government Bonds					79,885,222		29,707
1099999	Total - All Other Government Bonds							
1799999	Total - U.S. States, Territories and Possessions Bonds							
2499999	Total - U.S. Political Subdivisions Bonds							
	FED HOME LN DISCOUNT NT Federal Home Loan Bank Di 0 07		.06/29/2018	0.000	.07/02/2018	43,998,167		3,667
2599999	Subtotal - Bonds - U.S. Special Revenues - Issuer Obligations					43,998,167		3,667
3199999	Total - U.S. Special Revenues Bonds					43,998,167		3,667
3899999	Total - Industrial and Miscellaneous (Unaffiliated) Bonds							
4899999	Total - Hybrid Securities							
5599999	Total - Parent, Subsidiaries and Affiliates Bonds							
6099999	Subtotal - SVO Identified Funds							
7799999	Total - Issuer Obligations					123,883,389		33,374
7899999	Total - Residential Mortgage-Backed Securities							
7999999	Total - Commercial Mortgage-Backed Securities							
8099999	Total - Other Loan-Backed and Structured Securities							
8199999	Total - SVO Identified Funds							
8399999	Total Bonds					123,883,389		33,374
8899999	Total Cash Equivalents					123,883,389		33,374

E13