



TIAA Self-Directed Brokerage overview and account setup

Your guide to the enhanced brokerage program



MICHIGAN STATE
UNIVERSITY



About this guide

Before you begin

Opening an account

Access your account

Buy and sell

Automatic investments

Research & performance

View history

FAQs

Fees

For investors with specialized investing needs, more choice can mean more opportunity to direct retirement investments across markets and asset classes outside of your plan's core lineup.

The TIAA Self-Directed Brokerage account is an optional feature made available by Michigan State University. With this account, you can direct your retirement plan contributions among a variety of investment choices beyond the ones offered through your current plan.

A wide range of investment choices

With your brokerage account, you can independently research and select from thousands of mutual funds, including some well-known fund families.

Flexibility and simplicity

With TIAA Brokerage, there are multiple ways you can get information on your account and place orders to buy, sell or transfer investments.

- Do it all yourself by logging in to your account at TIAA.org/msu
- Contact a TIAA financial consultant by calling **800-927-3059**. They can place orders for you or answer any brokerage questions.

Details and step-by-step instructions to open an account are on the following pages.



About this guide

Before you begin

Opening an account

Access your account

Buy and sell

Automatic investments

Research & performance

View history

FAQs

Fees

Before you begin

There are certain requirements and important considerations for opening a TIAA Brokerage account.

- You'll need both a legitimate U.S. residential address and a legitimate U.S. mailing address. (P.O. boxes are not acceptable as a residential address but may be used for mailing if a residential address exists.)
- You'll need an established retirement account in the Michigan State University retirement plans with TIAA for each brokerage account you want to open.
- There's an initial minimum transfer of \$1,000, up to 100%, from your retirement account to establish the brokerage account.
- There will be a minimum initial investment of \$250 or the required prospectus minimum, whichever is greater, and additional minimums may apply for subsequent investments.
- This account is self-directed. The investments in the brokerage account are not monitored by Michigan State University.
- There's no minimum balance requirement, annual fee or maintenance fees; however, some mutual funds do have investment minimums.¹
- Transaction fees may apply. See the *Fees* section for complete details.
- Returns for mutual funds and other securities are not guaranteed, and you assume all the risks associated with investing in them.

¹ These minimum fees and expenses, including those which apply to a continued investment in a fund, are described in the fund's current prospectus.

About this guide

Before you begin

Opening an account

Access your account

Buy and sell

Automatic investments

Research & performance

View history

FAQs

Fees

Opening your brokerage account

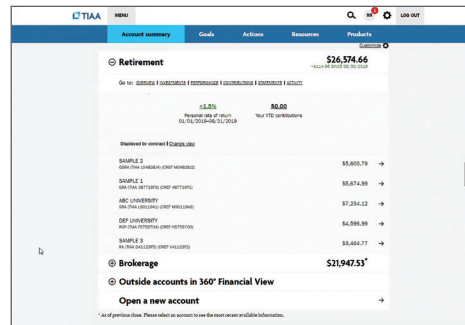
Once you've reviewed the requirements and considerations on the previous page, you're ready to begin.

Step 1:

Log in to your online retirement plan at TIAA.org/msu.

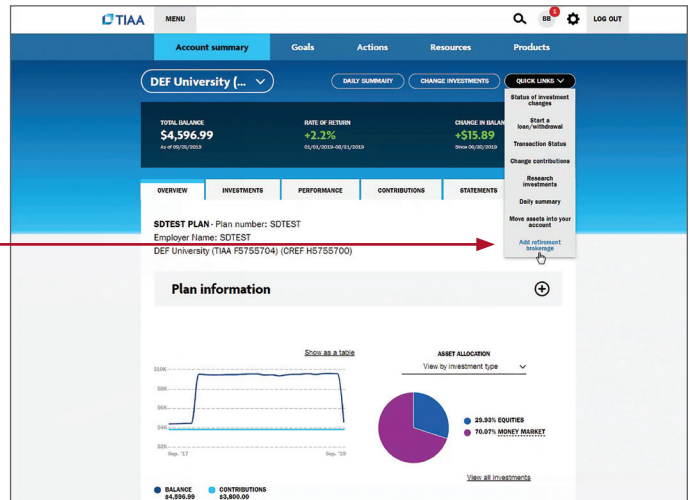
Step 2:

On the home page, make sure you are on the account summary tab. Select the retirement account to which you want to add brokerage, and click on the arrow.



Step 3:

From the Quick Links at the top of the page, select *Add retirement brokerage*.



Please note: All referenced materials are samples only.

About this guide

Before you begin

Opening an account

Access your account

Buy and sell

Automatic investments

Research & performance

View history

FAQs

Fees

Step 4:

At this point, you'll have to sign a consent for electronic delivery of your important documents. To do so, check *I have read and accept these terms and conditions*, then select *Continue*.

Account summary Goals Actions Resources Products

OPEN A RETIREMENT BROKERAGE ACCOUNT

Online consent

This self-directed brokerage account is an optional feature of your retirement plan. It provides access to a variety of investments that are not part of your plan's current line up.

While self-directed brokerage accounts offer the same benefits, including tax deferral and the convenience of making contributions through payroll deductions, there may also be costs/fees associated with this type of account. Please read the documents below for more information.

Important

To avoid online, you must consent to the electronic delivery of the documents listed below. When you consent, you acknowledge that you've received and accept the terms in the documents. If you're unable to view and print the documents, user restrictions are available on the page. You can request them by calling 800-847-0253.

TIAA Policies	Legal agreement and prospectus details
Business Continuity Policy	TIAA Self-Directed Brokerage Account Agreement (Employer-Sponsored Plan) (PDF)
Fee Disclosure Policy	Prospectus ID
Privacy Policy	
Frequent Trading Policy (PDF)	

I have read and accept the information and terms contained in the above policies and legal agreement.

[Continue](#)

Step 5:

Next, enter your employment data, affiliations and investment profile. When all the data is entered and verified, select *Continue*.

Account summary Goals Actions Resources Products

OPEN A RETIREMENT BROKERAGE ACCOUNT

Required account opening information

We verify your identity by matching the information you provide on this page to what we have on file. In some cases, we may need other forms of identification. In some cases, there may be a delay in opening an account or processing transactions if you do not provide the requested information.

All fields are required unless marked as optional.

Employment information

Employment status: Your responsibility: Employer's name:

Employer's street address 1: Employer's street address 2 (optional):

City: State: Zip code:

Affiliations

Please answer the following questions:

1. am, or an immediate family member, a director, a 10% shareholder, or a policymaking executive of a publicly traded company?
 Yes No

2. am, or an immediate family member, affiliated with or acting for a member firm of a stock exchange, or the Financial Industry Regulatory Authority (FINRA), including TIAA?
 Yes No

3. am, or an immediate family member, a senior military, governmental or political official in a non-U.S. country, or closely associated with an immediate family member of such an official?
 Yes No

Your investment profile

Annual income (from all sources): Approximate net worth, excluding residence:

Investment Objective: Close of:

[Go back](#) [Continue](#)

Additional information

account you must provide TIAA a letter of authorization to establish your account. This letter must be from your compliance department (407 letter). To continue, please provide the following information in addition to the letter:

First Name:

Last Name:

Relationship to the Employee:

* Name of the firm:

I am, or an immediate family member, is a senior military, governmental or political official in a non-U.S. country, or closely associated with an immediate family member of such an official.
 Yes No

Your investment profile

* Annual Income (from All Sources): * Approximate Net Worth, Excluding Residence:

* Investment Objective:

[Go back](#) [Continue](#)

About this guide

Before you begin

Opening an account

Access your account

Buy and sell

Automatic investments

Research & performance

View history

FAQs

Fees

Step 6:

Next, you need to review the Brokerage Account Agreement. Once you have completed your review, check *I have read and accept these terms and conditions*, then select *Submit*.

The screenshot shows the TIAA Self-Directed Brokerage Account opening process. The main page is titled "OPEN A RETIREMENT BROKERAGE ACCOUNT" and "Your customer account agreement". It contains a "Review and accept terms & conditions" section with a "Submit" button. A red box highlights the "I have read and accept these terms and conditions" checkbox, which is checked. A red arrow points from this checkbox to a larger, detailed view of the terms and conditions text on the right side of the image. The terms and conditions text includes information about the Federated Cash Prime Series fund, electronic prospectus delivery, and acknowledgment of investment risk.

Congratulations, you're finished with the account-opening process. You'll see a message that your brokerage account application has been received and is being processed. This typically takes two business days. Once completed, you'll be able to begin trading within your brokerage account.

About this guide

Before you begin

Opening an account

Access your account

Buy and sell

Automatic investments

Research & performance

View history

FAQs

Fees

How to access your brokerage account

Step 1:

Go to TIAA.org/msu and select *Log In*. Enter your user ID and password. You will be able to view all of your account's investments together with your account details.

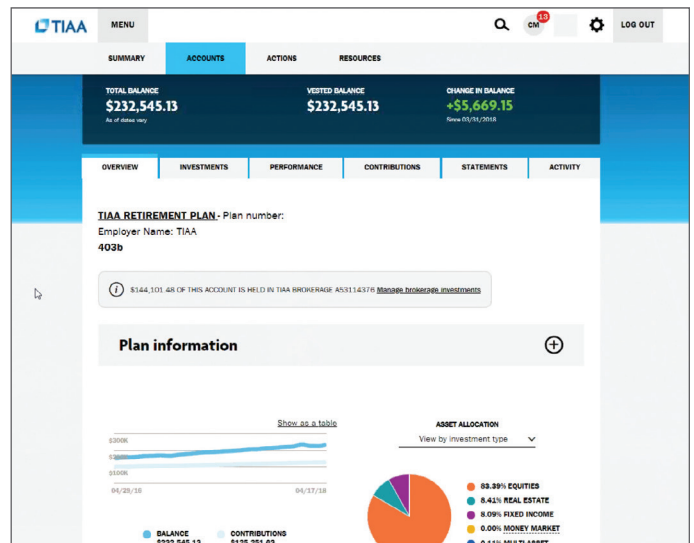
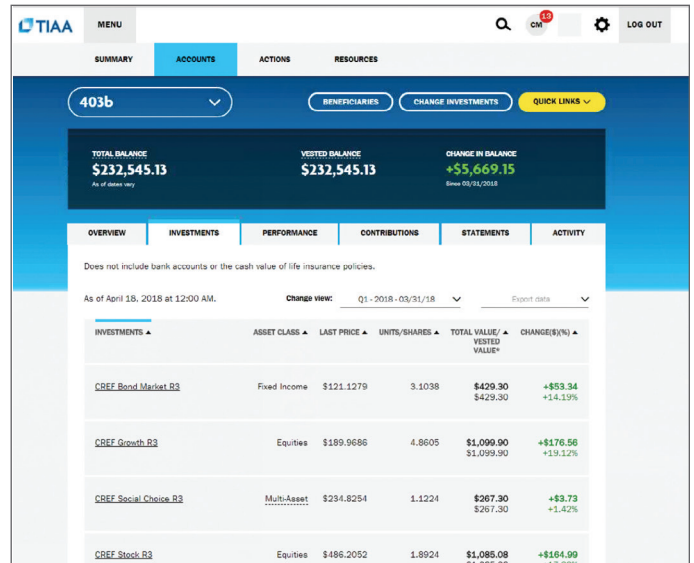
Step 2:

Click on *Accounts*. From here, your retirement account(s) will be listed.

Step 3:

Locate your account in which you have added brokerage investments.

Use the tabs at the top to explore and manage your account.



About this guide

Before you begin

Opening an account

Access your account

Buy and sell

Automatic investments

Research & performance

View history

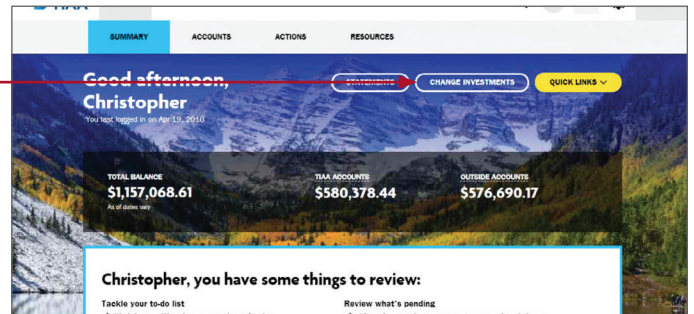
FAQs

Fees

How to buy and sell in your brokerage account

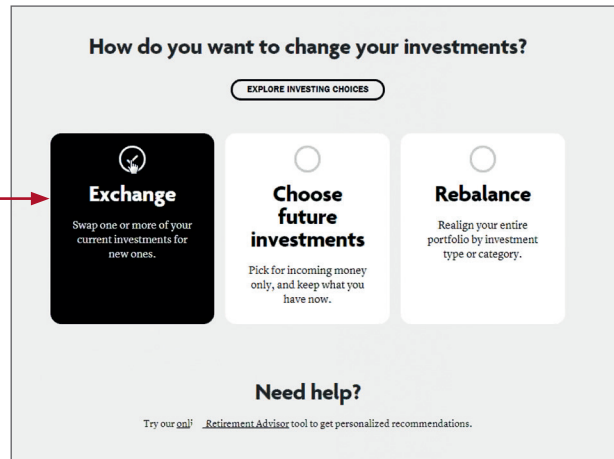
Step 1:

Once you have logged in at TIAA.org/msu, click *Change Investments*.



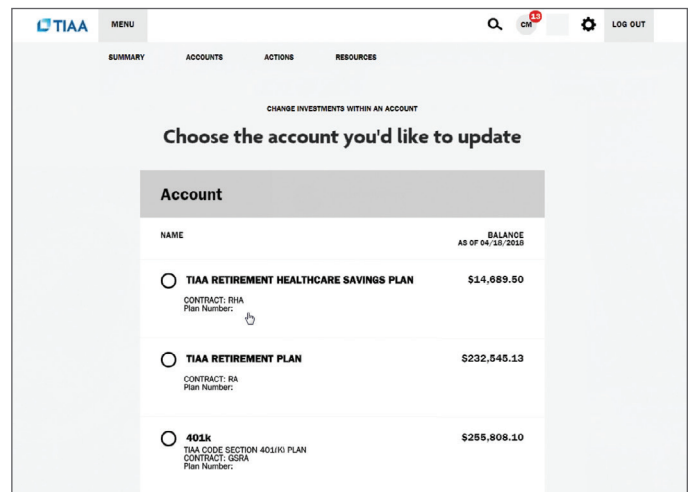
Step 2:

Select *Exchange* to purchase a new fund.



Step 3:

Select the plan in which you want to trade your brokerage assets.



About this guide

Before you begin

Opening an account

Access your account

Buy and sell

Automatic investments

Research & performance

View history

FAQs

Fees

Step 4:

From there, you'll see your *Current Balance by Asset Class* within the particular plan. You will be able to confirm your balance and what can be moved to a new investment opportunity.

Step 5:

Select where you want the money to come from. The source can be either from your *Retirement Funds* or other *Brokerage Funds* within the brokerage account.

Next, select the transfer method, either a portion of the funds as a Percent of assets or Dollar amount, or choose to Transfer All.

reflect these transfers.

Current Balance by Asset Class

SDtest1
SDTEST PLAN
GRA (TIAA 387716F3) (CREF 487716F1)
Plan Number: SDTEST

BALANCE AS OF 02/18/2016

Asset Class	Balance
88% EQUITIES	
Haveford Quality Growth Stock	\$2,766.02
POWERSHARES QQQ TR - QQQ	\$607.98
12% MONEY MARKET	
CREF Money Market R1	\$192.15
TIAA-CREF Brokerage Money Market Fund	\$282.13
Total	\$3,838.28

1. Select Effective Date

You may select an effective date up to one year in the future.

Effective Date: 02/19/2016

Brokerage fund transactions cannot be future dated. To change brokerage holdings, please change the effective date.

2. Choose the Source Fund (Transfer from)

Retirement Funds | Brokerage Funds

Select transfer method: Percent Dollars Transfer All

Please select the funds you would like to transfer from. The minimum transfer amount allowed is \$1000, or 100% of the account value for each fund selected if the account value is less than \$1000.

Fund	Balance	Selected
CREF Money Market R1	\$192.15	0%

Estimated Total: \$0.00

Note: Due to market fluctuations, if the requested dollar amount is not available at the time the request is processed, the transaction will be processed for the amount available.

2. Choose the Source Fund (Transfer from)

Retirement Funds | Brokerage Funds

Select transfer method: Percent Dollars Transfer All

Please select the funds you would like to transfer from. The minimum transfer amount allowed is \$1000, or 100% of the account value for each fund selected if the account value is less than \$1000.

Fund	Balance	Selected
CREF Money Market R1	\$192.15	100%

Estimated Total: \$192.15

Note: Due to market fluctuations, if the requested dollar amount is not available at the time the request is processed, the transaction will be processed for the amount available.

About this guide

Before you begin

Opening an account

Access your account

Buy and sell

Automatic investments

Research & performance

View history

FAQs

Fees

Step 6:

In the remaining steps, you'll *Choose the Destination Fund(s)*. You can select either core *Retirement assets* or *Brokerage*. If a brokerage investment is the *Destination Fund*, then you will need to check the box to enable brokerage selections.

3. Choose the Destination Funds (Transfer to)

Calculate using: Percent

- EQUITIES** [Learn more >](#)
 - CREF Stock R1 %
 - DFA US Targeted Value Portfolio Institutional Class %
 - Dodge & Cox International Stock Fund %
 - Dreyfus Global Stock Fund Class I %
 - Lord Abbett Developing Growth Fund Class I %
 - Neuberger Berman Socially Responsive Fund Institutional %
 - T. Rowe Price Institutional Large Cap Growth %
 - T. Rowe Price Institutional Large Cap Value Fund %
 - TIAA-CREF Small-Cap Equity Fund - Institutional Class %
 - Vanguard Extended Market Index Fund Institutional %
 - Vanguard Institutional Index Fund Institutional %
 - Vanguard Total International Stock Index Fund Institutional %
 - Vanguard Total Stock Market Index Fund Institutional %
- FIXED INCOME** [Learn more >](#)
 - PIMCO Total Return Inst %
 - Vanguard Total Bond Market Index Fund Institutional %
- GUARANTEED** [Learn more >](#)
 - TIAA Traditional %
- MONEY MARKET** [Learn more >](#)
 - CREF Money Market R1 %
 - Vanguard Prime Money Market Fund Admiral %
- MULTI-ASSET** [Learn more >](#)
 - Vanguard Target Retirement 2010 Fund Investor %
 - Vanguard Target Retirement 2015 Fund Investor %
 - Vanguard Target Retirement 2020 Fund Investor %
 - Vanguard Target Retirement 2025 Fund Investor %
 - Vanguard Target Retirement 2030 Fund Investor %

Self-Directed Brokerage Account

This option offers access to a broad array of mutual funds from various fund companies through a brokerage account in your plan. [†]

† Certain securities may not be suitable for all investors. Securities are not FDIC-insured and are not a deposit or other obligation of or guaranteed by any bank or TIAA-CREF. Securities are subject to investment risk, including possible loss of the principal amount invested.

Please Note: In the event the proceeds from your mutual fund liquidation does not meet the investment fund minimums for your mutual fund purchase, the proceeds from your liquidation instead will be transferred to the default money market investment option for your account.

Brokerage fund transactions cannot be future dated. To change brokerage holdings, please change the effective date.

A separate transfer request must be entered for each mutual fund purchase in your Brokerage account.

Transfer \$192.15 to a brokerage fund.

- EQUITIES** [Learn more >](#)
 - Haverford Quality Growth Stock 100%
no subsequent minimum
 - POWERSHARES OQQ TR - OQQ 100%
no subsequent minimum
- MONEY MARKET** [Learn more >](#)
 - TIAA-CREF Brokerage Money Market Fund 100%

[Add Brokerage Funds >](#)

About this guide

Before you begin

Opening an account

Access your account

Buy and sell

Automatic investments

Research & performance

View history

FAQs

Fees

Step 7:

Next, select the *Add Brokerage Funds* box.

A pop-up window will appear for you to enter the ticker symbol or search for the fund you wish to purchase.

Step 8:

You can review important information for each option on the right-hand side by selecting the fund name.

Once you've decided on a fund, click *Add Fund* to proceed.

Step 9:

You will see that the new fund has been added to your list.

Once you have your set of destination funds, you'll decide how you want to allocate your assets. You can only allocate to one brokerage fund at a time. Select the *Destination Fund* and fill in the radio button indicating 100%.

Next, click *Continue*.

Self-Directed Brokerage Account

This option offers access to a broad array of mutual funds from various fund companies through a brokerage account in your plan.¹

¹ Certain securities may not be suitable for all investors. Securities are not FDIC-insured and are not a deposit or other obligation of or guaranteed by any bank or TIAA-CREF. Securities are subject to investment risk, including possible loss of the principal amount invested.

Please Note: In the event the proceeds from your mutual fund liquidation does not meet the investment fund minimums for your mutual fund purchase, the proceeds from your liquidation instead will be transferred to the default money market investment option for your account.

Brokerage fund transactions cannot be future dated. To change brokerage holdings, please change the effective date.

A separate transfer request must be entered for each mutual fund purchase in your Brokerage account. Transfer \$192.15 to a brokerage fund.

EQUITIES Learn more »

- Haverford Quality Growth Stock 100%
- no subsequent minimum

POWERSHARES QQQ TR - QQQ 100%

- no subsequent minimum

MONEY MARKET Learn more »

- TIAA-CREF Brokerage Money Market Fund 100%

Add Brokerage Funds »

Add Brokerage Funds

Ticker Symbol, Fund Name

Select a fund to see its details.

Add Brokerage Funds

TIAA Filter Options Page 1 of 9 results

TICKER SYMBOL	FUND NAME	CUSIP Number
TBIIX	TIAA-CREF Bond Index Institutional	07244V641
TBILX	TIAA-CREF Bond Index Retail	
TBIEX	TIAA-CREF Bond Index Retirement	
TCBPX	TIAA-CREF Bond Plus Retail	
TCBIX	TIAA-CREF Bond Plus Inst	
TCIEV	TIAA-CREF International Eq Idx Inst	
TCILX	TIAA-CREF Inflation Link Bd Retail	
TCLOX	TIAA-CREF Lifecycle 2040 Retire	
TCILX	TIAA-CREF Lifecycle 2015 Retire	
TCLOX	TIAA-CREF Lifecycle 2035 Retire	
TCILX	TIAA-CREF Lifecycle 2015 Retire	

Asset Class: Multi-Asset

Share Class: Class Retirement Shares

View Prospectus

Add Fund

A separate transfer request must be entered for each mutual fund purchase in your Brokerage account. Transfer \$192.15 to a brokerage fund.

EQUITIES Learn more »

- Haverford Quality Growth Stock 100%
- no subsequent minimum

POWERSHARES QQQ TR - QQQ 100%

- no subsequent minimum

MONEY MARKET Learn more »

- TIAA-CREF Brokerage Money Market Fund 100%

MULTI-ASSET Learn more »

- TIAA-CREF Lifecycle 2015 Retire 100%
- no subsequent minimum

Add Brokerage Funds »

Click on any fund name for a link to the current prospectus and statement of additional information.

Effective Date: 02/19/2016

Estimated Total: 100% \$192.15

Go Back **Continue »**

Go to the next step.

About this guide

Before you begin

Opening an account

Access your account

Buy and sell

Automatic investments

Research & performance

View history

FAQs

Fees

Step 10:

A final verification page will appear asking you to confirm you want to make the trade. You'll need to click on the *I understand* box, as well as *Prospectus Acknowledgment*.

To execute the trade, select *Submit*.

Review & Submit Changes

SDTEST PLAN

SRA (TIAA L90119A1) (CREF M90119A9)
Plan Number: SDTEST

New allocation:

Category	Allocation
EQUITIES	10%
Vanguard REIT Index Adm	10%
Vanguard NY Long-Term Tax-Exempt Inv	10%
MULTI-ASSET	80%
Russell LifePoints Balanced Strategy E	5%
Russell LifePoints Growth Strategy E	5%
Russell LifePoints Conservative Strat S	20%
Vanguard Target Retirement 2060 Fund Investor	50%

Effective Date: 02/19/2016

I understand that the effective date may be delayed due to the close of trading or the need to sell shares prior to purchasing new shares.

Prospectus Acknowledgement

I confirm that I have read the prospectuses associated with the brokerage funds selected above. Click the fund name above to view its prospectus.

« Go Back Cancel **Submit »**

About this guide

Before you begin

Opening an account

Access your account

Buy and sell

Automatic investments

Research & performance

View history

FAQs

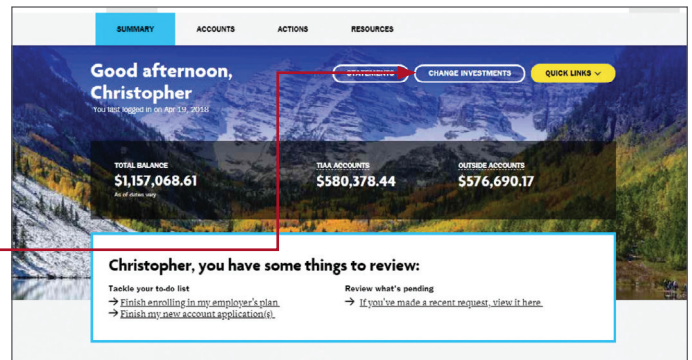
Fees

Mutual fund automatic investment/allocation plans

Once you own a brokerage mutual fund, you have the ability to make additional investments through your recurring contributions on an ongoing basis.

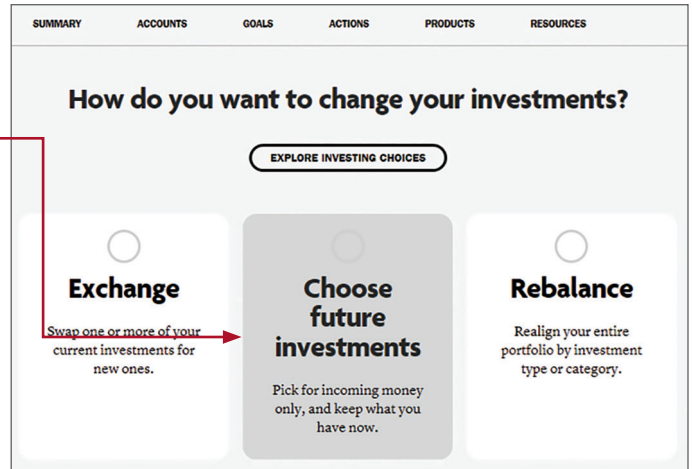
Step 1:

Once you have logged in at TIAA.org/msu, find your retirement investments on the secure home page, then click *Change Investments*.



Step 2:

From the *Change investments* screen, select *Choose future investments*.



About this guide

Before you begin

Opening an account

Access your account

Buy and sell

Automatic investments

Research & performance

View history

FAQs

Fees

Step 3:

To start, select the fund and percentage you would like allocated to that fund. Contributions can go to both or either core and brokerage assets based upon your strategy. When allocating, it's important that the final percentage is 100%. Once the percentage equals 100%, click *Continue*.

1. Select Effective Date

You may select an effective date up to 14 days in the future.
Brokerage fund transactions cannot be future dated. To change brokerage holdings, please change the effective date.
Effective Date: 02/19/2016
Please note: If you change the effective date, all input will be cleared.

2. Choose Your Funds [Clear] [Reset]

EQUITIES [Learn more >]

- CREF Stock R1 0%
- DFA US Targeted Value Portfolio Institutional Class 0%
- Dodge & Cox International Stock Fund 0%
- Dreyfus Global Stock Fund Class I 0%
- Lord Abbett Developing Growth Fund Class I 0%
- Neuberger Berman Socially Responsive Fund Institutional 0%
- T. Rowe Price Institutional Large Cap Growth 0%
- T. Rowe Price Institutional Large Cap Value Fund 0%
- TIAA-CREF International Equity Fund - Institutional Class 0%
- TIAA-CREF Large-Cap Value Fund - Institutional Class 0%
- TIAA-CREF Mid-Cap Growth Fund - Institutional Class 0%
- TIAA-CREF Mid-Cap Value Fund - Institutional Class 0%
- Vanguard Target Retirement 2035 Fund Investor 0%
- Vanguard Target Retirement 2040 Fund Investor 0%
- Vanguard Target Retirement 2045 Fund Investor 0%
- Vanguard Target Retirement 2050 Fund Investor 0%
- Vanguard Target Retirement 2055 Fund Investor 0%
- Vanguard Target Retirement 2060 Fund Investor 50%
- Vanguard Target Retirement Income Fund Investor 0%

Self-Directed Brokerage Account

This option offers access to a broad array of mutual funds from various fund companies through a brokerage account in your plan.[†]

[†] Certain securities may not be suitable for all investors. Securities are not FDIC-insured and are not a deposit or other obligation of or guaranteed by any bank or TIAA-CREF. Securities are subject to investment risk, including possible loss of the principal amount invested.

Please Note: In the event that your selected mutual fund allocations do not meet the fund investment minimums, contributions for your account instead will be transferred to the default money market investment option for your account.

If you choose to transfer money to meet an investment minimum please be aware that other minimums may apply.

EQUITIES [Learn more >]

- Fidelity Advisor® Real Estate Income I [no subsequent minimum] 0%
- Vanguard REIT Index Adm [no subsequent minimum] 10%

FIXED INCOME [Learn more >]

- Vanguard NY Long-Term Tax-Exempt Inv [no subsequent minimum] 10%

MONEY MARKET [Learn more >]

- TIAA-CREF Brokerage Money Market Fund 0%

MULTI-ASSET [Learn more >]

- Russel LifePoints Balanced Strategy E [no subsequent minimum] 5%
- Russel LifePoints Growth Strategy E [no subsequent minimum] 15%
- Russel LifePoints Conservative Strat S [no subsequent minimum] 10%

[Add Brokerage Funds >]

Click on any fund name for a link to the current prospectus and statement of additional information.

Effective Date: 02/19/2016 Total: 100%

[Go Back] [Continue >]

DON'T KNOW WHAT TO PICK?
You're only six quick questions away from discovering an appropriate investment mix.
[Launch Tool >]

Your Investment Mix

Total: 100%
[Continue >]

About this guide

Before you begin

Opening an account

Access your account

Buy and sell

Automatic investments

Research & performance

View history

FAQs

Fees

Step 4:

Next, you'll see a *Review & Submit* screen to review your allocations in asset classes, distribution percentages and effective date. You'll need to click on the *I understand* box, as well as the *Prospectus Acknowledgment*.

Review & Submit Changes

SDTEST PLAN
SRA (TAA L90119A1) (CREF M90119A9)
Plan Number: SDTEST

New allocation:

Asset Class	Percentage
EQUITIES	10%
Vanguard REIT Index Adm	10%
FIXED INCOME	10%
Vanguard NY Long-Term Tax-Exempt Inv	10%
MULTI-ASSET	80%
Russell LifePoints Balanced Strategy E	5%
Russell LifePoints Growth Strategy E	5%
Russell LifePoints Conservative Strat S	20%
Vanguard Target Retirement 2060 Fund Investor	50%

Effective Date: 02/19/2016

I understand that the effective date may be delayed due to the close of trading or the need to sell shares prior to purchasing new shares.

Prospectus Acknowledgement

I confirm that I have read the prospectuses associated with the brokerage funds selected above. Click the fund name above to view its prospectus.

« Go Back Cancel Submit »

Step 5:

You'll see a confirmation page that shows the changes to the allocations for your future contributions have been received.

Change Allocation of Future Contributions

✓ Your request to change investments has been submitted and you will receive a confirmation statement.
You have until market close on **02/19/2016**, the effective date of your changes, to **cancel your request**.

SDTEST PLAN
SRA (TAA L90119A1) (CREF M90119A9)
Plan Number: SDTEST

New allocation:

Asset Class	Percentage
EQUITIES	10%
Vanguard REIT Index Adm	10%
FIXED INCOME	10%
Vanguard NY Long-Term Tax-Exempt Inv	10%
MULTI-ASSET	80%
Russell LifePoints Balanced Strategy E	5%
Russell LifePoints Growth Strategy E	5%
Russell LifePoints Conservative Strat S	20%
Vanguard Target Retirement 2060 Fund Investor	50%

Other Actions

- Change future contributions on another plan >
- Sign up for annual rebalancing >
- Change My Investments >

About this guide

Before you begin

Opening an account

Access your account

Buy and sell

Automatic investments

Research & performance

View history

FAQs

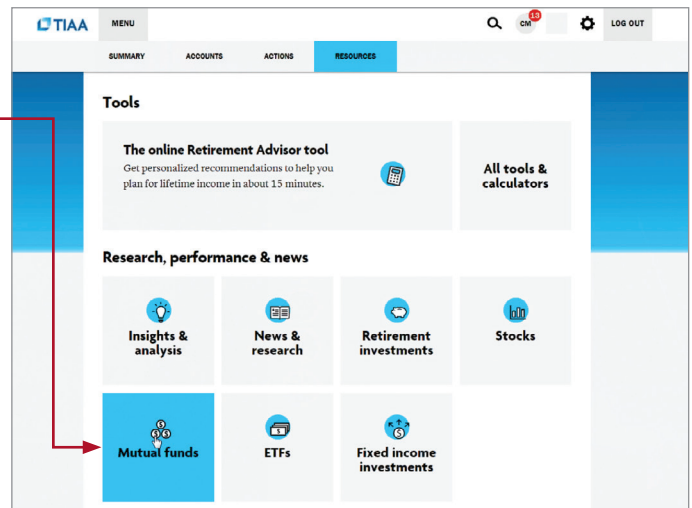
Fees

Research & performance

One key to building a strategic investing plan is to be educated on your investing options and the performance of each of those options.

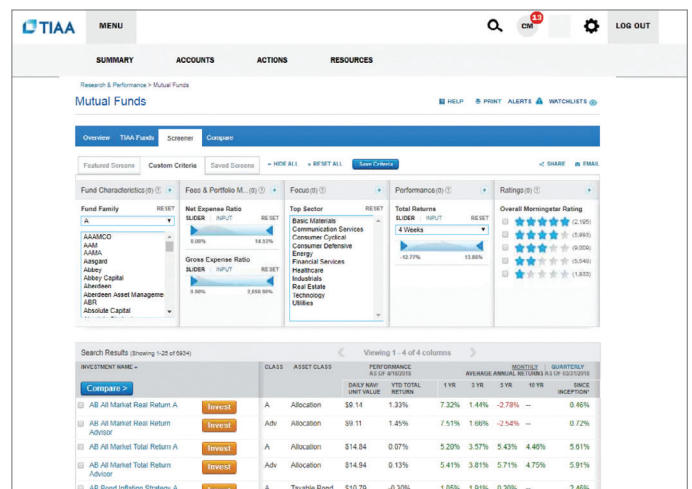
Through [TIAA.org](https://www.tiaa.org), you'll be able to educate yourself on funds, and stay up-to-date on current financial trends and financial news. Click on *Resources* and then select *Mutual funds*.

By selecting the *Mutual funds* option, you'll be able to see the various fund options that you can choose from to build your portfolio.



To research funds, you can click on the *Screener* tab. Here, you can set up criteria to find funds that support your strategy.

You also have the ability to select up to five funds and then click *Compare* to see how your options match up, how share classes compare to one another and more, all designed to help you become better educated and a more informed manager of your financial future.



About this guide

Before you begin

Opening an account

Access your account

Buy and sell

Automatic investments

Research & performance

View history

FAQs

Fees



View transaction history

Confirmations are sent for every trade. You can view your entire transaction history by logging in to your account at TIAA.org/msu or through your monthly brokerage and quarterly combined retirement account statements.

Important notes:

- Trades placed before the investment's trade cut-off time will be executed that business day. Transfers between the brokerage account and another account or fund available through the retirement plan(s) are subject to brokerage settlement periods and can take several days to complete.
- Transactions involving the sale of brokerage investments need to be placed 30 minutes before the mutual fund's cut-off time (see above) in order to be executed that business day. Cut-off times can be found in the mutual fund's prospectus. Transfers between the brokerage account and another account or fund available through retirement plan(s) are subject to brokerage settlement periods, and can take several days to complete.

About this guide

Before you begin

Opening an account

Access your account

Buy and sell

Automatic investments

Research & performance

View history

FAQs

Fees

Frequently asked questions

Q: How can I take a distribution or withdrawal from my brokerage account?

A: Distributions or withdrawals from your brokerage account aren't made directly. To receive distributions or withdrawals from the funds in your brokerage account, you first must transfer the amount you wish to withdraw from your brokerage account to the core menu, then request a withdrawal.

Q: Are there any fees associated with my brokerage account?

A: If you open a brokerage account, you will be charged a commission on all applicable transactions based upon the fees outlined in the Customer Account Agreement or dictated by the terms of the fund. Please see the *Fees* section that follows these FAQs for more detailed information.

Q: Will my brokerage account be monitored by anyone besides me?

A: No. Unlike the plan-sponsored retirement accounts, it is the responsibility of each individual to monitor and manage their own self-directed brokerage account. [TIAA.org](https://www.tiaa.org) provides tools that allow individuals to compare investment options, review share classes available and other factors so that you can make informed decisions.

Q: Will I receive confirmations of my trades?

A: Yes. A confirmation for every trade is sent to you, according to your preferences. You can always view your transaction history or trade confirmations in the secure portion of [TIAA.org/msu](https://www.tiaa.org/msu) or on your monthly brokerage account statements.

Q: Are brokerage services available to foreign address participants?

A: No. TIAA Brokerage is only available to enrolled plan participants with a permanent U.S. residential and mailing address.

About this guide

Before you begin

Opening an account

Access your account

Buy and sell

Automatic investments

Research & performance

View history

FAQs

Fees

Transaction fees

Transaction fees are charged in accordance with the TIAA Commission and Fee Schedule shown below.

TIAA Self-Directed Brokerage Account Customer Account Agreement

Commission and Fee Schedule

Not all fees apply or are pertinent to all employer-sponsored plans. See individual plan for investment option details.

For assistance:	Online TIAA.org/brokerage	Automated Telephone System (ATS) 800-842-2252	Client Service Assistance 800-927-3059
Mutual funds			
No-transaction-fee (NTF) funds	<ul style="list-style-type: none"> Minimum initial investment for mutual funds: The greater of either the listed amount in the fund's prospectus or \$500. Additional investments typically based on amount listed in the fund's prospectus, generally \$100. Purchases placed below the stated minimum amount will be charged the appropriate transaction fee. Different minimums may apply for managed accounts. Transactions of NTF funds for amounts less than the \$500 minimum stated above will be subject to the appropriate transaction fee. Dollar cost averaging transactions are excluded. Short-term redemption fee: \$50 minimum for shares held less than three months (waived for shares transferred from another brokerage firm or financial institution). Additional redemption fees may apply as set forth in each fund's prospectus. Dollar cost averaging transactions, no-fee; minimum transaction \$100. 		
Transaction-fee (TF) funds	<ul style="list-style-type: none"> Transaction fee, regardless of order size: \$35 per trade. Minimum initial investment for mutual funds: The greater of either the listed amount in the fund's prospectus or \$500. Additional investments typically based on amount listed in the fund's prospectus, generally \$100. Purchases placed below the stated minimum amount will be charged the appropriate transaction fee. Different minimums may apply for managed accounts. Dollar cost averaging transactions, no-fee; minimum transaction \$100. 		

For complete information about the brokerage account, read the TIAA Brokerage Account Customer Account Agreement or visit TIAA Brokerage forms at [TIAA.org/public/brokerage/custsvce/forms.html](https://www.tiaa.org/public/brokerage/custsvce/forms.html). Additional fees and expenses apply to a continued investment in the funds and are described in the funds' current prospectus.



For questions about your brokerage account,
please contact us at **800-927-3059**.



MICHIGAN STATE
UNIVERSITY

This material is for informational or educational purposes only and does not constitute fiduciary investment advice under ERISA, a securities recommendation under all securities laws, or an insurance product recommendation under state insurance laws or regulations. This material does not take into account any specific objectives or circumstances of any particular investor, or suggest any specific course of action. Investment decisions should be made based on the investor's own objectives and circumstances.

You should consider the investment objectives, risks, charges, and expenses carefully before investing. Please call 877-518-9161 for a prospectus that contains this and other information. Please read the prospectus carefully before investing.

Investment, insurance, and annuity products are not FDIC insured, are not bank guaranteed, are not bank deposits, are not insured by any federal government agency, are not a condition to any banking service or activity, and may lose value.

TIAA Brokerage, a division of TIAA-CREF Individual & Institutional Services, LLC, Member FINRA/SIPC, distributes securities. Brokerage accounts are carried by Pershing, LLC, a subsidiary of The Bank of New York Mellon Corporation, Member FINRA, NYSE, SIPC.

TIAA Brokerage reserves the right to change its fee and commission schedule at its discretion, subject to notification in accordance with applicable laws and regulations.

Some securities may not be suitable for all investors.

©2021 Teachers Insurance and Annuity Association of America-College Retirement Equities Fund, 730 Third Avenue, New York, NY 10017

BUILT TO PERFORM.

CREATED TO SERVE.